

6 February 2013 | 1100 hrs | 026/2013

In 2012, sheep and goat stocks decreased by 1.6 and 1.8 per cent respectively over 2011.

Sheep and Goats Survey: December 2012

Sheep

In December the sheep population amounted to 11,697 heads, down by 1.6 per cent over 2011. Male sheep registered a 14.9 per cent drop, while lambs and ewes fell by 5.0 and 1.2 per cent respectively. On the other hand, ewe lambs increased by 3.1 per cent over the corresponding period in 2011.

On a regional level, 70.0 per cent of all sheep were located on holdings in Malta, with the South Eastern District accounting for 32.6 per cent. The remaining 3,508 heads (30.0 per cent) were located in Gozo and Comino. Over the comparative period, the sheep stock decreased by 4.4 per cent in Malta, but increased by 5.5 per cent in Gozo and Comino.

Last year 1,392 holdings were engaged in the rearing of sheep. Of these, 78.4 per cent had less than 10 sheep and accounted for 31.5 per cent of the total stock, or 3,685 heads. In contrast, only 21.6 per cent of all holdings had more than 10 sheep, with a combined number of 8,012 sheep, or 68.5 per cent of the total.

Goats

In 2012, the goat population stood at 4,847 heads, down by 1.8 per cent over 2011. This resulted from a drop in male goats (-7.4 per cent) and goats that have already kidded (-2.9 per cent). In contrast, kids and goats mated for the first time advanced by 7.4 and 2.8 per cent respectively.

In comparison to 2011, the goat population decreased by 5.4 per cent in Malta while it advanced by 10.9 per cent in Gozo and Comino. Overall, 3,657 goats (75.4 per cent) were found in Maltese holdings, of which 29.7 per cent or 1,087 heads were located in the South Eastern District. The goat population in Gozo and Comino amounted to 1,190 heads, or 24.6 per cent of the total stock.

Last year 839 holdings were engaged in the rearing of goats, of which 86.7 per cent reared less than 10 goats. These holdings accounted for 44.2 per cent of the total stock. On the other hand, only 13.3 per cent of all holdings had more than 10 goats. These holdings comprised 2,706 heads, or 55.8 per cent of all goats ■



Compiled by:

Unit B3: Agricultural and Fisheries Statistics

Directorate B: Business Statistics

Further information on data:

Mr Ronald TANTI

T. +356 2599 7333

E. ronald.tanti@gov.mt

Kindly indicate source when quoting from this release.

The advance release calendar may be consulted at www.nso.gov.mt

Issued by: **External Cooperation and Communication Unit, National Statistics Office, Lascaris, Valletta VLT 2000, Malta.**

T. +356 2599 7219 F. +356 2599 7205 E. nso@gov.mt

Table 1. Distribution of sheep by category

Administrative Area	Total	Lambs		Ewe lambs	Ewes	Male sheep
		Females	Males			
MALTA	11,697	534	296	1,220	9,236	411
Malta	8,189	333	188	778	6,548	342
Gozo and Comino	3,508	201	108	442	2,688	69
Southern Harbour	667	32	16	68	520	31
Northern Harbour	944	65	37	121	672	49
South Eastern	2,671	79	45	220	2,201	126
Western	2,536	93	53	205	2,089	96
Northern	1,371	64	37	164	1,066	40
Gozo and Comino	3,508	201	108	442	2,688	69

Table 2. Distribution of goats by category

Administrative Area	Total	Kids		Goats mated for the first time	Goats that have already kidded	Male goats
		Females	Males			
MALTA	4,847	374	133	365	3,638	337
Malta	3,657	272	96	258	2,740	291
Gozo and Comino	1,190	102	37	107	898	46
Southern Harbour	752	81	25	48	550	48
Northern Harbour	512	43	15	40	354	60
South Eastern	1,087	44	19	61	875	88
Western	893	82	28	76	637	70
Northern	413	22	9	33	324	25
Gozo and Comino	1,190	102	37	107	898	46

Chart 1. Distribution of sheep and goats by district

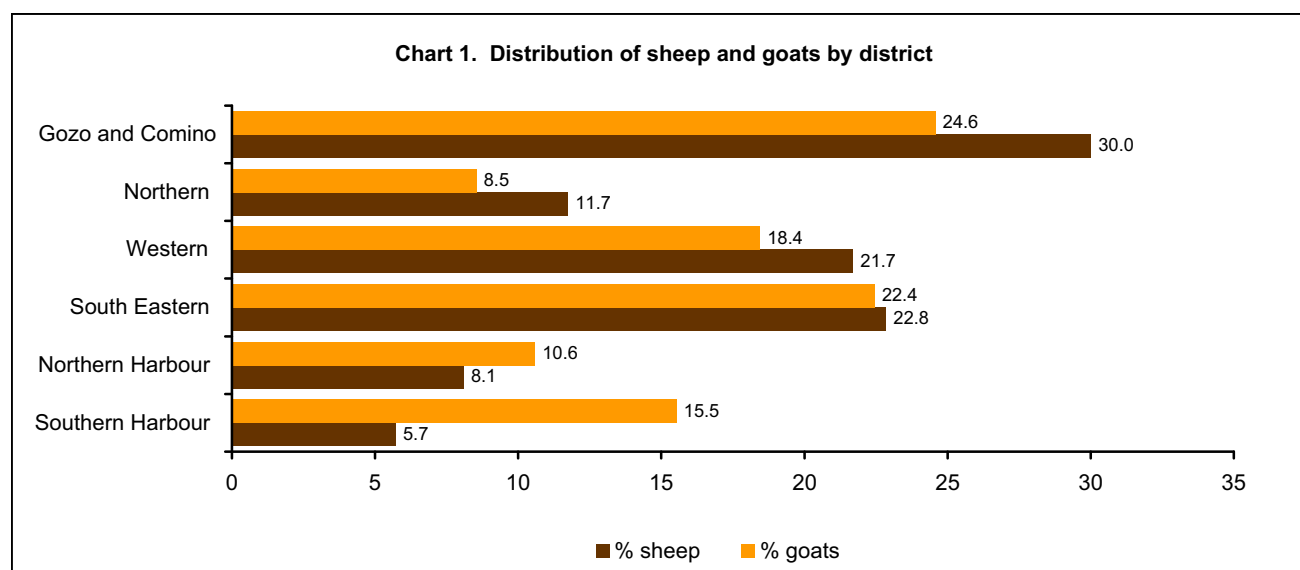


Table 3. Distribution of sheep by herd size

number of sheep

Administrative Area	Total	1-9	10-19	20-49	50-99	≥100
MALTA						
Number of holdings	1,392	1,092	149	120	27	4
Number of sheep	11,697	3,685	1,985	3,553	1,780	694
<i>of which: breeding females</i>	10,456	3,397	1,726	3,124	1,571	638
Malta						
Number of holdings	965	750	111	89	11	4
Number of sheep	8,189	2,700	1,478	2,590	727	694
<i>of which: breeding females</i>	7,326	2,484	1,292	2,274	638	638
Southern Harbour						
Number of holdings	75	53	12	8	2	-
Number of sheep	667	193	157	205	112	-
<i>of which: breeding females</i>	588	177	142	180	89	-
Northern Harbour						
Number of holdings	82	63	6	10	2	1
Number of sheep	944	228	85	287	151	193
<i>of which: breeding females</i>	793	187	70	239	132	165
South Eastern						
Number of holdings	349	272	46	28	2	1
Number of sheep	2,671	977	634	816	120	124
<i>of which: breeding females</i>	2,421	911	557	718	113	122
Western						
Number of holdings	275	215	29	26	3	2
Number of sheep	2,536	787	369	771	232	377
<i>of which: breeding females</i>	2,294	726	323	691	203	351
Northern						
Number of holdings	184	147	18	17	2	-
Number of sheep	1,371	515	233	511	112	-
<i>of which: breeding females</i>	1,230	483	200	446	101	-
Gozo and Comino						
Number of holdings	427	342	38	31	16	-
Number of sheep	3,508	985	507	963	1,053	-
<i>of which: breeding females</i>	3,130	913	434	850	933	-

Table 4. Distribution of goats by herd size

number of goats

Administrative Area	Total	1-9	10-19	20-49	50-99	≥100
MALTA						
Number of holdings	839	727	63	40	8	1
Number of goats	4,847	2,141	852	1,095	558	201
<i>of which: breeding females</i>	4,003	1,838	692	860	477	136
Malta						
Number of holdings	596	513	46	29	7	1
Number of goats	3,657	1,583	627	762	484	201
<i>of which: breeding females</i>	2,998	1,345	508	601	408	136
Southern Harbour						
Number of holdings	70	56	8	3	2	1
Number of goats	752	210	119	88	134	201
<i>of which: breeding females</i>	598	181	102	59	120	136
Northern Harbour						
Number of holdings	80	70	4	5	1	-
Number of goats	512	234	57	132	89	-
<i>of which: breeding females</i>	394	181	36	94	83	-
South Eastern						
Number of holdings	223	197	15	10	1	-
Number of goats	1,087	560	197	273	57	-
<i>of which: breeding females</i>	936	482	166	235	53	-
Western						
Number of holdings	138	112	16	8	2	-
Number of goats	893	334	208	206	145	-
<i>of which: breeding females</i>	713	284	166	163	100	-
Northern						
Number of holdings	85	78	3	3	1	-
Number of goats	413	245	46	63	59	-
<i>of which: breeding females</i>	357	217	38	50	52	-
Gozo and Comino						
Number of holdings	243	214	17	11	1	-
Number of goats	1,190	558	225	333	74	-
<i>of which: breeding females</i>	1,005	493	184	259	69	-

Table 5. Distribution of ewes and ewe lambs among holdings, by size class of breeding female

number of breeding females

Administrative Area	Total	No breeding females	1-9	10-19	20-49	50-99	≥100
MALTA							
Number of holdings	1,392	5	1,125	139	100	19	4
Number of breeding females	10,456	-	3,713	1,899	2,986	1,220	638
Malta							
Number of holdings	965	4	777	102	71	7	4
Number of breeding females	7,326	-	2,742	1,422	2,068	456	638
Southern Harbour							
Number of holdings	75	1	55	12	6	1	-
Number of breeding females	588	-	202	166	170	50	-
Northern Harbour							
Number of holdings	82	1	63	7	9	1	1
Number of breeding females	793	-	195	100	249	84	165
South Eastern							
Number of holdings	349	-	286	40	20	2	1
Number of breeding females	2,421	-	1,028	582	576	113	122
Western							
Number of holdings	275	1	222	27	21	2	2
Number of breeding females	2,294	-	792	363	631	157	351
Northern							
Number of holdings	184	1	151	16	15	1	-
Number of breeding females	1,230	-	525	211	442	52	-
Gozo and Comino							
Number of holdings	427	1	348	37	29	12	-
Number of breeding females	3,130	-	971	477	918	764	-

Table 6. Distribution of mated goats and goats that have already kidded among holdings, by size class of breeding female

number of breeding females

Administrative Area	Total	No breeding females	1-9	10-19	20-49	50-99	≥100
MALTA							
Number of holdings	839	13	737	59	22	7	1
Number of breeding females	4,003	-	2,014	815	605	433	136
Malta							
Number of holdings	596	9	522	44	14	6	1
Number of breeding females	2,998	-	1,484	629	385	364	136
Southern Harbour							
Number of holdings	70	-	57	9	1	2	1
Number of breeding females	598	-	188	129	25	120	136
Northern Harbour							
Number of holdings	80	2	71	5	1	1	-
Number of breeding females	394	-	202	79	30	83	-
South Eastern							
Number of holdings	223	3	199	13	7	1	-
Number of breeding females	936	-	522	178	183	53	-
Western							
Number of holdings	138	3	117	12	5	1	-
Number of breeding females	713	-	346	164	147	56	-
Northern							
Number of holdings	85	1	78	5	-	1	-
Number of breeding females	357	-	226	79	-	52	-
Gozo and Comino							
Number of holdings	243	4	215	15	8	1	-
Number of breeding females	1,005	-	530	186	220	69	-

Table 7. Sheep population by category and administrative area: 2010-2012

Year	Lambs			Ewe Lambs			Ewes			Male Sheep			Total		
	MALTA	Malta	Gozo and Comino	MALTA	Malta	Gozo and Comino	MALTA	Malta	Gozo and Comino	MALTA	Malta	Gozo and Comino	MALTA	Malta	Gozo and Comino
2010	1,305	823	482	1,267	788	479	9,363	6,554	2,809	444	359	85	12,379	8,524	3,855
2011	874	580	294	1,183	835	348	9,347	6,744	2,603	483	404	79	11,887	8,563	3,324
2012	830	521	309	1,220	778	442	9,236	6,548	2,688	411	342	69	11,697	8,189	3,508
%12/11	-5.0%	-10.2%	5.1%	3.1%	-6.8%	27.0%	-1.2%	-2.9%	3.3%	-14.9%	-15.3%	-12.7%	-1.6%	-4.4%	5.5%

Table 8. Goat population by category and administrative area: 2010-2012

Year	Kids			Goats mated for the first time			Goats that have already kidded			Male Goats			Total		
	MALTA	Malta	Gozo and Comino	MALTA	Malta	Gozo and Comino	MALTA	Malta	Gozo and Comino	MALTA	Malta	Gozo and Comino	MALTA	Malta	Gozo and Comino
2010	323	230	93	524	370	154	3,924	3,038	886	339	290	49	5,110	3,928	1,182
2011	472	382	90	355	275	80	3,747	2,892	855	364	316	48	4,938	3,865	1,073
2012	507	368	139	365	258	107	3,638	2,740	898	337	291	46	4,847	3,657	1,190
%12/11	7.4%	-3.7%	54.4%	2.8%	-6.2%	33.8%	-2.9%	-5.3%	5.0%	-7.4%	-7.9%	-4.2%	-1.8%	-5.4%	10.9%

Chart 2. Regional annual percentage change of sheep

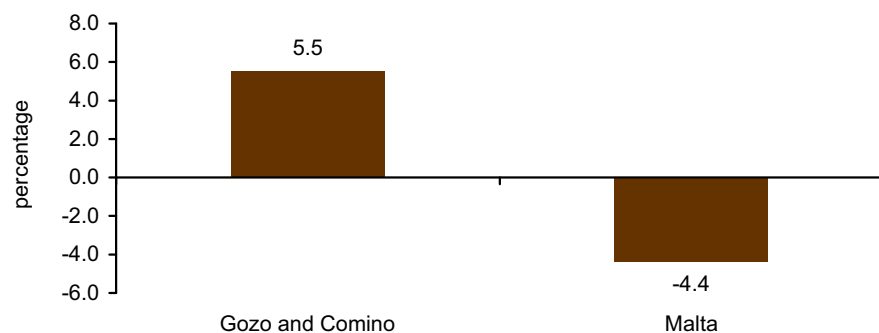
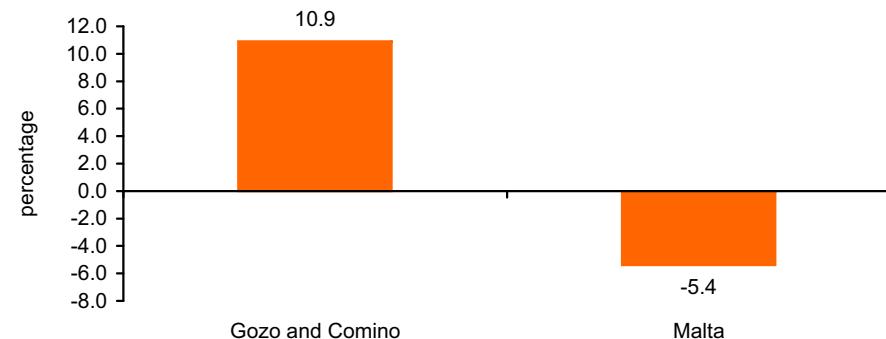
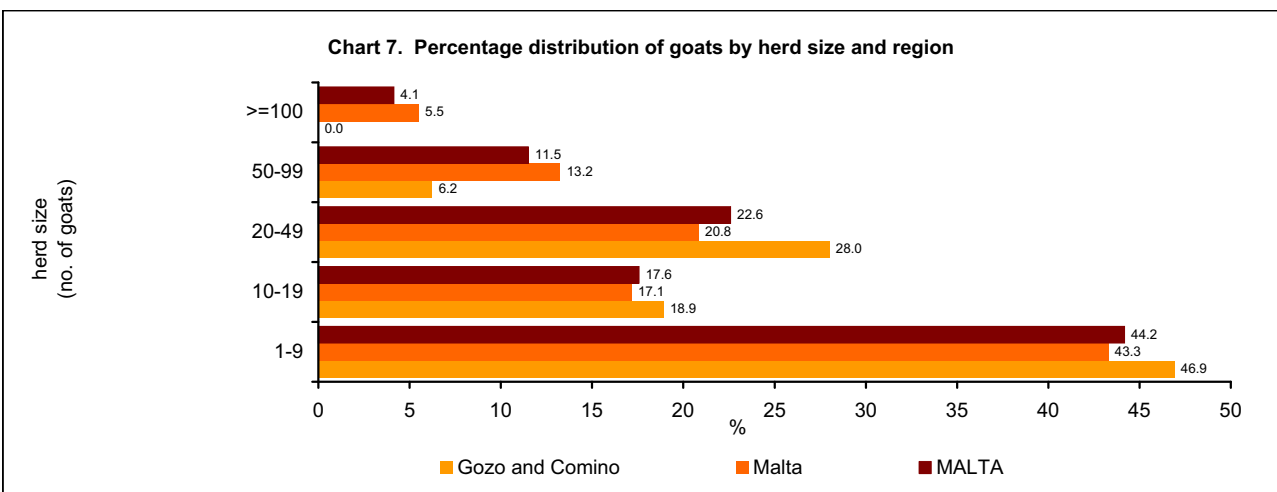
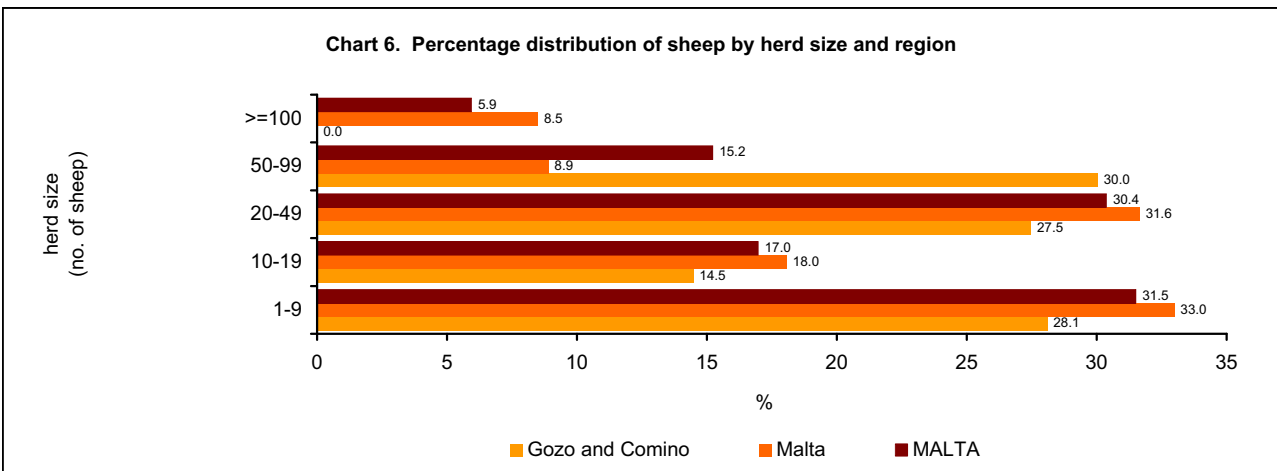
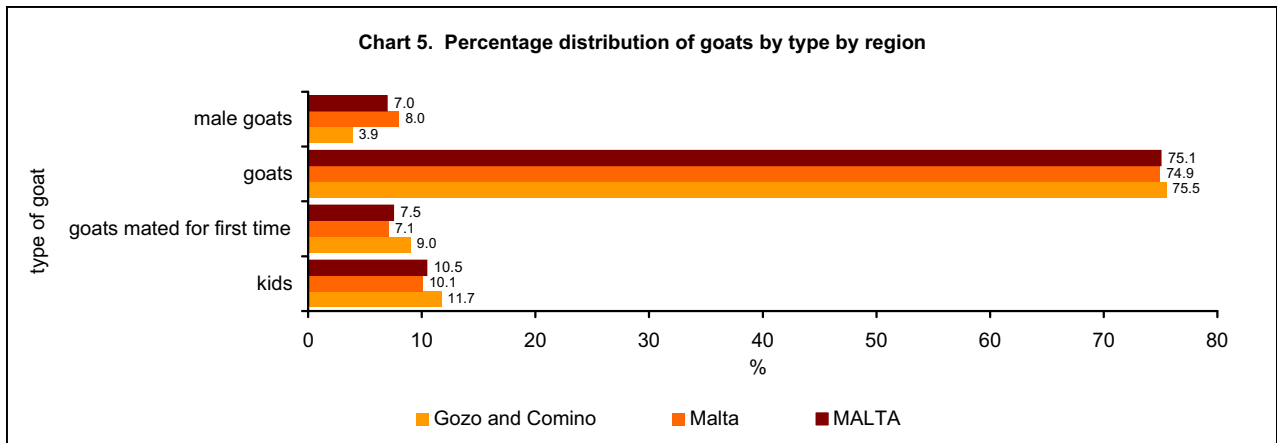
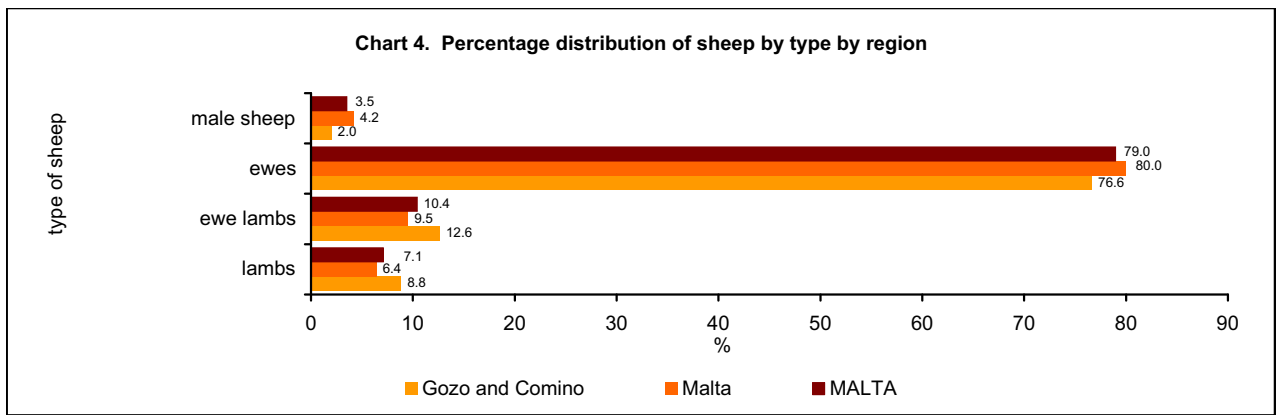


Chart 3. Regional annual percentage change of goats





Methodological Notes

1. The sheep and goats survey is carried out every year and is in accordance with the Commission Regulation (EC) No. 1165/2008. The reference date is 1 December.
2. Information on the sheep and goats survey has been entirely compiled through administrative sources.
3. The data in this release are final and are not normally subject to revision.

European statistics comparable to data in this News Release are available at:

[EUROSTAT Website/Homepage/Agriculture and Fisheries/Data](#)

Database by themes

>Agriculture, Forestry and Fisheries

>Agriculture

>Agricultural products

>Animal production

>Livestock

>Sheep population (annual data)

>Goats population (annual data)

>Structure of rearing

>Sheep

>Goats

Tables by themes

>Agriculture, Forestry and Fisheries

>Agriculture

>Agricultural products

>Animal production

For further assistance send a request from:

http://www.nso.gov.mt/adhoc/adhoc_contact_details.aspx