

13 July 2020 | 1100 hrs | 115/2020

Administrative data provided by Malta Libraries revealed that, in 2019, total book loans stood at 1,045,869, an increase of 23,523 or 2.3 per cent over the preceding year. Out of this sum, 14,001 or 1.3 per cent of book loans were in the form of eBooks.

Statistics on Libraries: 2019

In 2019, book acquisitions by public libraries amounted to 47,754, up by 31.3 per cent when compared to the preceding year. Book donations to and purchases by public libraries increased by 39.7 and 17.4 per cent respectively. On the other hand, the acquisition of eBooks decreased by 2.4 per cent when compared to 2018 (Table 1).

New members of public libraries, in 2019, stood at 6,071, down by 3.1 per cent when compared to new members for the previous year. Persons under the age of 18 made up 65.4 per cent of public libraries' new members (Table 2).

When compared to the preceding year, in 2019, the largest increase in book loans was registered by public libraries in the South Eastern district. In total, this district had a year-on-year increase of 14.3 per cent in book loans, with the main increase being registered by the public library of Qrendi. The increase was of 10,633 book loans or 80.2 per cent, over the previous year. On the other hand, the Northern district recorded the largest drop, with 18.4 per cent less book loans from 2018. In this case, the main decrease was from the public library of Mosta, which recorded a drop of 16,183 book loans, 27.5 per cent less than the previous year (Table 3).

In 2019, the number of books and periodicals received by the National Library of Malta under legal deposit reached 1,579, a decrease of 9.3 per cent when compared to 2018. The share of periodicals accounted for 52.5 per cent of these deposits (Table 4).

Both imports and exports of printed book material and periodicals during 2019 declined when compared to the preceding year and stood at €10.9 and €3.9 million respectively. In 2019, the value of imports declined by 11.9 per cent, while exports fell by 16.8 per cent (Table 5). On the other hand, the share of money spent on printed material in the total private final consumption expenditure remained stable, when compared to the previous year (Table 6).

Chart 1. Book acquisitions and loans: 2017-2019

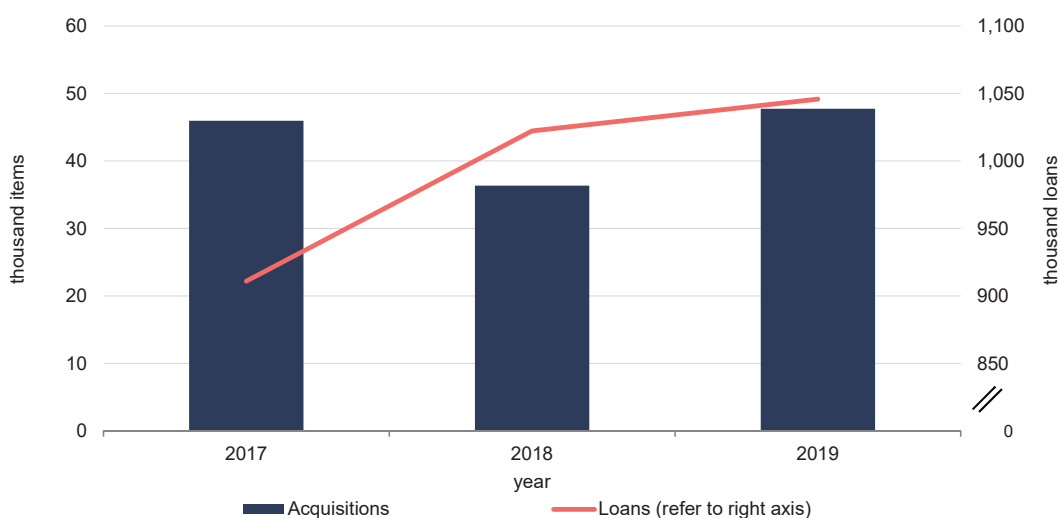


Table 1. Public libraries at a glance: 2017-2019

	2017	2018	2019
Book acquisitions	45,991	36,369	47,754
<i>of which:</i>			
Book purchases	11,990	10,569	12,413
Book donations	33,722	24,120	33,702
eBooks ¹	279	1,680	1,639
New library members	5,119	6,266	6,071
Book loans	910,976	1,022,346	1,045,869
<i>of which:</i>			
Central Public Library	124,634	120,195	115,719
Regional libraries	285,037	324,860	322,517
Branch libraries - Malta	364,380	433,867	465,421
Gozo Central Public Library	33,829	29,610	25,469
Branch libraries - Gozo	98,575	105,614	102,742
eBooks ¹	4,521	8,200	14,001

¹ In April 2016, Malta Libraries launched its new eBook service

Source: Malta Libraries

Chart 2. New library members: 2017-2019

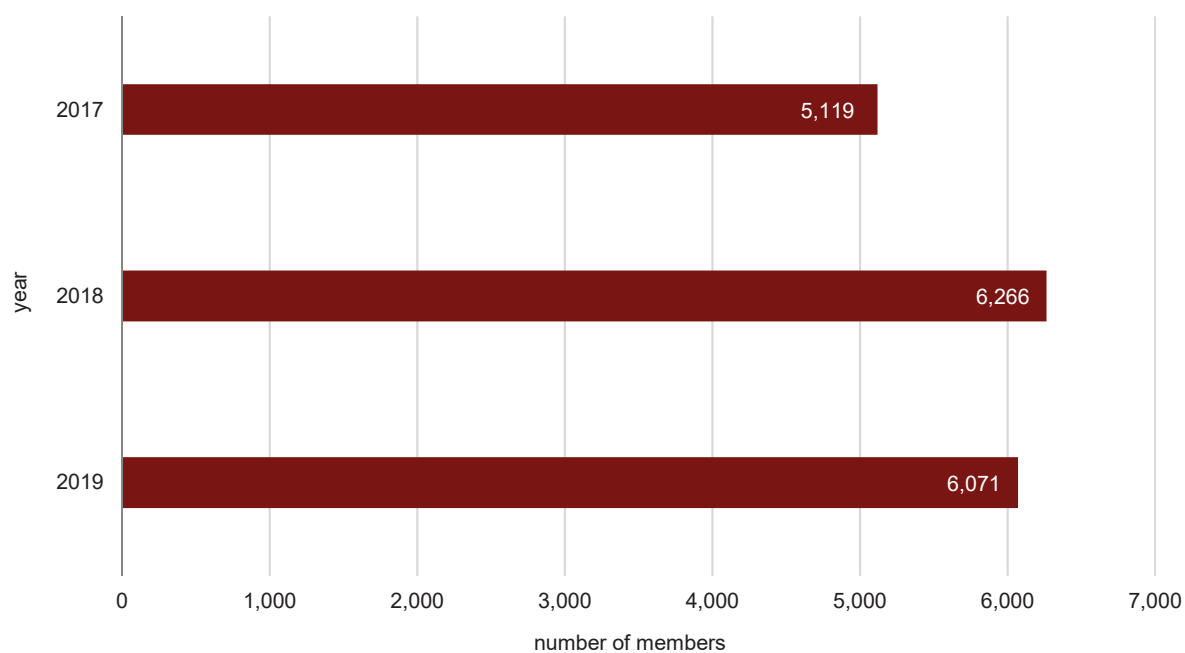


Table 2. New public library membership: 2017-2019

Type of membership	2017	2018	2019
	Number of members		
	18 and over		
Adults ¹	1,915	1,946	1,935
Adults residing in Malta without Maltese citizenship ^{1 & 3}	203	162	90
Adult foreign visitors ^{1 & 3}	13	10	4
Total	2,131	2,118	2,029
	Junior and Intermediate - under 18		
Junior - 13 years & under	2,592	3,880	2,502
Intermediate - 14 years to 17 years	106	94	1,372
Intermediate - 14 years to 17 years with additional Adult lending rights ²	23	16	4
Junior - 13 years & under without Maltese citizenship ³	57	106	86
Intermediate - 14 years to 17 years without Maltese citizenship ³	11	4	8
Junior Foreign visitors ³	9	6	1
Total	2,798	4,106	3,973
	Other		
Guests ⁴	189	5	1
Staff members	1	5	-
Teachers ⁵	N/A	32	68
Total	190	42	69
Total	5,119	6,266	6,071

¹ From 2014 all adults have additional junior lending rights

² Require a written permit from a parent or guardian

³ Require a Maltese citizen guarantee

⁴ Temporary borrower category for new members who enrol themselves online

⁵ This category was added in 2018 following the migration of 8 middle school libraries to Malta Libraries

N/A - not applicable

Source: Malta Libraries

Chart 3. New public library membership by category: 2019

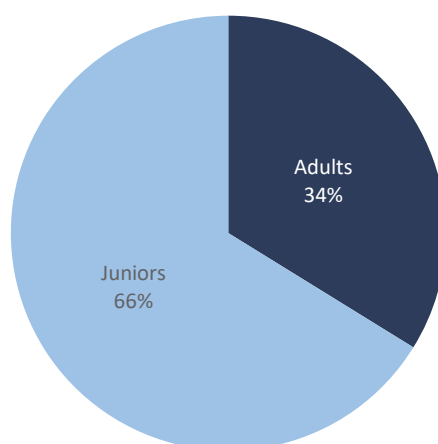


Table 3. Total book loans by locality of library: 2017-2019 ...

District and locality	2017	2018	2019
MALTA	906,455	1,014,146	1,031,868
Malta	774,051	878,922	903,657
Gozo and Comino	132,404	135,224	128,211
Southern Harbour	234,021	256,977	269,437
Cospicua	1,563	1,826	1,658
Fgura	13,181	12,957	13,367
Floriana	124,634	120,195	115,719
Kalkara	3,629	2,961	2,403
Hal Luqa	29,526	37,929	47,142
Paola	27,221	41,692	44,430
Santa Luċija	12,406	16,125	17,627
Senglea	672	348	622
Hal Tarxien	2,758	2,885	3,936
Valletta	1,408	1,440	1,473
Vittoriosa	2,897	2,481	1,927
Xgħajra ¹	N/A	N/A	580
Haż-Żabbar	14,126	16,138	18,553
Northern Harbour	243,215	255,132	254,877
Birkirkara	112,441	113,061	109,859
Gżira	8,773	9,794	9,831
Hamrun	6,344	8,275	7,284
Msida	14,462	11,838	11,194
Pembroke	6,135	8,332	8,174
Hal Qormi	79,171	86,110	92,439
San Ġwann	8,046	8,856	7,531
Tas-Sliema	7,843	8,866	8,565
South Eastern	148,363	176,609	201,882
Birżebbuġa	5,898	5,856	5,642
Hal Għaxaq	9,767	10,574	12,389
Gudja	11,535	17,374	27,132
Hal Kirkop	5,502	7,086	6,693
Marsaskala	23,168	28,752	29,326
Marsaxlokk	30,144	38,746	41,073
Mqabba	6,414	6,413	10,385
Qrendi	12,062	13,260	23,893
Hal Safi	6,788	7,531	5,637
Żejtun	24,306	27,101	25,925
Żurrieq	12,779	13,916	13,787

... Table 3. Total book loans by locality of library: 2017-2019

District and Locality	2017	2018	2019
Western	55,278	75,536	83,879
Rabat	9,126	9,922	9,931
Ħad-Dingli	5,897	10,277	11,173
Mtarfa	5,571	8,262	13,410
Ħ'Attard	13,894	21,125	20,596
Sigġiewi	6,466	7,546	9,060
Ħaż-Żebbuġ	14,324	18,404	19,709
Northern	93,174	114,668	93,582
Ħal Għargħur	3,136	3,910	3,117
Mellieħa	12,685	14,387	14,128
Mġarr	6,674	6,585	7,952
Mosta	48,765	58,756	42,573
Naxxar	11,655	14,521	13,389
St Paul's Bay	10,259	16,509	12,423
Gozo and Comino	132,404	135,224	128,211
Għajnsielem	7,932	8,127	8,031
Għarb	5,199	6,111	6,077
Għasri	2,468	3,162	2,749
Ta' Kerċem	1,143	824	999
Nadur	49,304	49,322	46,539
Qala	3,639	3,681	2,641
Victoria	33,829	29,610	25,469
San Lawrenz	2,659	3,342	3,509
Ta' Sannat	1,773	2,520	2,442
Xagħra	10,353	10,695	10,348
Xewkija	9,472	12,352	14,651
Żebbuġ	4,633	5,478	4,756

Notes:

¹Xgħajra library opened in 2019

N/A - not applicable

eBooks are excluded from this table.

Source: Malta Libraries

Table 4. Books and periodicals received at the National Library of Malta under legal deposit: 2017-2019

	2017	2018	2019
Total	1,340	1,741	1,579
Books	477	506	750
Periodicals	863	1,235	829

Source: Malta Libraries

Table 5. Imports and exports of printed book material and periodicals in terms of value: 2017-2019

€ 000

	2017	2018 (Revised)	2019 ^P
Imports	13,311	12,392	10,917
Printed book material	7,962	7,657	7,513
Printed periodicals	5,349	4,735	3,404
Exports	5,412	4,685	3,900
Printed book material	5,412	4,685	3,900
Printed periodicals	-	-	-

^P Provisional

Source: International Trade Statistics, NSO

Table 6. Private final consumption expenditure in the domestic market: 2017-2019

€ 000

	2017 (Revised)	2018 (Revised)	2019 ^P
Total private final consumption expenditure	6,072,264	6,506,102	6,829,380
<i>of which:</i>			
Sub-total	37,796	31,797	33,825
Books	22,107	19,497	19,861
Newspapers and periodicals	12,526	9,769	10,528
Miscellaneous printed matter	3,163	2,531	3,436
% spent on printed material	0.62	0.49	0.50

^P Provisional

Note: 2017-2019 are in line with News release of 2020 Q1 ESA 2010 no. [091/2020](#).

Source: National Accounts, NSO

Methodological notes

1. Malta Libraries is the public entity which took over the functions of the Libraries Department in 2011. It is responsible for the Malta and Gozo National Libraries, the Central Public Library, the Regional Libraries, the Branch Libraries and the Gozo Public Libraries.
2. In Table 2, prior to 2018 the Junior category was subdivided in the following categories: Junior - 13 years and under, and Intermediate - 14 to 17 years.
3. In Table 2, as from 2019 the new members in the Intermediate 13 – 17 age group are taking into account the enrolment of secondary school students as part of the migration process of school libraries onto the Malta Libraries platform.
4. In Table 5 goods are classified according to the Harmonised System division codes:
 - 4901 - Printed books, brochures, leaflets and similar printed matter, whether or not in single sheets.
 - 4902 - Newspapers, journals and periodicals, whether or not illustrated or containing advertising material.
5. In Table 6 'Miscellaneous printed matter' includes:
 - catalogues and advertising material;
 - posters, plain or picture postcards, calendars;
 - greeting cards and visiting cards, announcement and message cards;
 - maps and globes.and excludes:
 - pre-franked postcards and aerogrammes;
 - stamp albums.
6. References to this news release are to be cited appropriately.
7. A detailed news release calendar is available on:
https://nso.gov.mt/en/News_Releases/Release_Calendar/Pages/News-Release-Calendar.aspx