

8 April 2020 | 1100 hrs | 062/2021

In 2020, foreign students attending English language courses at local licensed English Language Teaching (ELT) schools numbered 16,491, equivalent to a decrease of 80.3 per cent over 2019.

## Teaching English as a Foreign Language: 2020

The majority of students attending English language courses in Malta came from Germany (16.7 per cent), followed by France (10.7 per cent) and Italy (9.8 per cent). Overall, 63.1 per cent of total students originated from EU countries (Table 1).

The largest share of language students fell within the 18-25 age bracket, accounting for 26.4 per cent of the total students following ELT courses. Students aged 50 years and over were in the minority and numbered 1,189. Female students outnumbered males, and accounted for 60.3 per cent of the entire ELT student population (Table 3).

As a result of the onset of the COVID-19 pandemic in March 2020, the busiest month for local licensed ELT schools during the year under review was January, accounting for 21.1 per cent of the annual total students. July and February followed at 18.4 and 16.9 per cent respectively (Table 4).

The most popular course uptake in local licensed ELT schools was 'General English: Standard', whereby a total of 9,782 students, or 59.3 per cent opted for this course. This was followed by the 'Intensive English' course, with 25.7 per cent of total students (Table 5).

Foreign students enrolled in local licensed ELT schools attended a total of 48,876 tuition weeks, a decrease of 74.8 per cent when compared to 2019. The average number of tuition weeks during the year under review stood at 3.0 weeks (Table 7). With an average of 7.7 weeks, students from Colombia recorded the highest number of tuition weeks, followed by Venezuelan and Chinese students with average tuition weeks at 6.9 and 6.5 weeks respectively (Table 9).

In 2020, teaching and academic staff in local licensed ELT schools numbered 584, with the largest proportion (28.6 per cent) being aged 55 years and over. Female teachers accounted for 70.9 per cent of the total (Table 10). Non-teaching staff amounted to 468, of whom 61.8 per cent were employed on a full-time basis (Table 11) ■

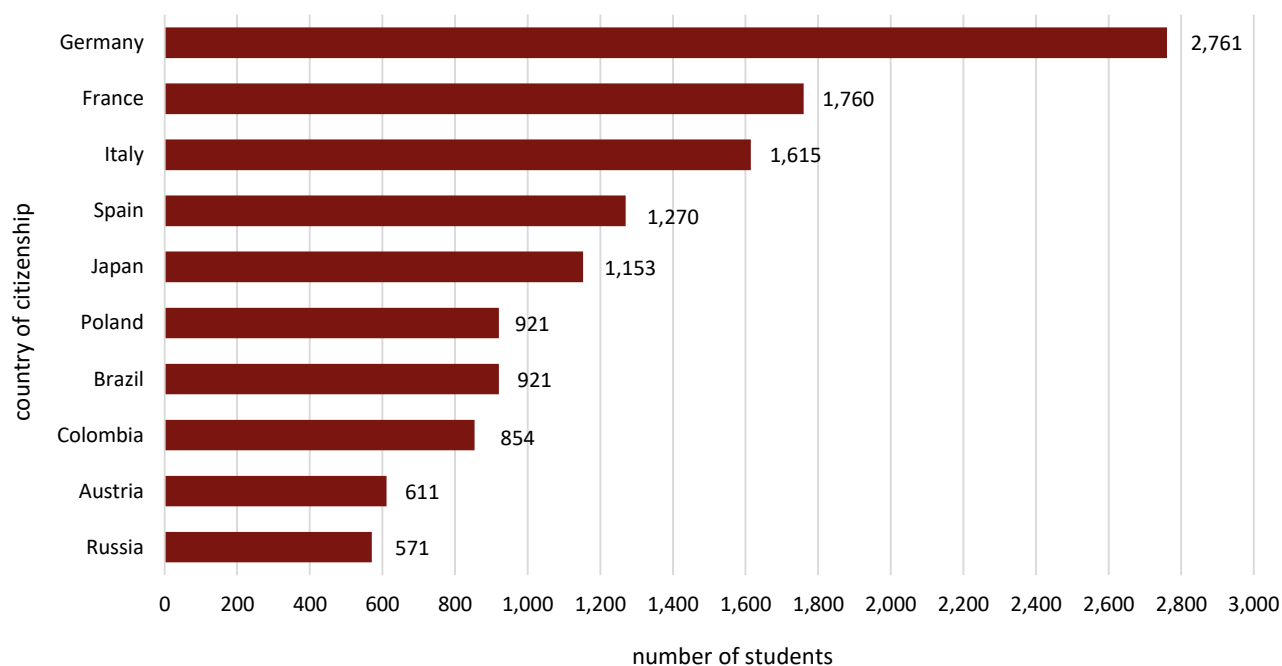
Statistics in this News Release should be interpreted in the context of the COVID-19 situation.

**Table 1. Foreign students following courses<sup>1</sup> in local licensed ELT schools by year, sex and country of citizenship**

Country of citizenship	2019			2020		
	Males	Females	Total	Males	Females	Total
Germany	4,126	5,638	9,764	1,071	1,690	2,761
France	3,404	5,474	8,878	728	1,032	1,760
Italy	8,165	10,170	18,335	724	891	1,615
Spain	1,474	2,286	3,760	563	707	1,270
Poland	1,545	3,011	4,556	259	662	921
Austria	1,998	1,956	3,954	272	339	611
Czech Republic	674	1,067	1,741	188	339	527
Hungary	291	462	753	71	101	172
Belgium	228	360	588	69	79	148
Netherlands	262	519	781	40	92	132
Other EU countries	1,057	2,430	3,487	147	340	487
<b>Total EU</b>	<b>23,224</b>	<b>33,373</b>	<b>56,597</b>	<b>4,132</b>	<b>6,272</b>	<b>10,404</b>
Japan	1,007	3,099	4,106	334	819	1,153
Brazil	1,684	3,316	5,000	336	585	921
Colombia	735	1,011	1,746	379	475	854
Russia	2,301	3,696	5,997	211	360	571
Switzerland	800	985	1,785	193	290	483
Turkey	972	717	1,689	261	182	443
South Korea	312	844	1,156	123	216	339
China	230	309	539	64	105	169
Ukraine	599	838	1,437	46	98	144
Venezuela, Bolivarian Republic of	116	136	252	71	66	137
Other Non-EU countries	1,393	1,913	3,306	398	474	872
<b>Total Non-EU</b>	<b>10,149</b>	<b>16,864</b>	<b>27,013</b>	<b>2,416</b>	<b>3,670</b>	<b>6,086</b>
<b>Unspecified</b>	-	-	-	<b>1</b>	-	<b>1</b>
<b>Total</b>	<b>33,373</b>	<b>50,237</b>	<b>83,610</b>	<b>6,549</b>	<b>9,942</b>	<b>16,491</b>

<sup>1</sup> Some courses were held remotely in 2020.

**Chart 1. Foreign students following courses<sup>1</sup> in local licensed ELT schools by the top 10 countries of citizenship: 2020**



<sup>1</sup> Some courses were held remotely in 2020.

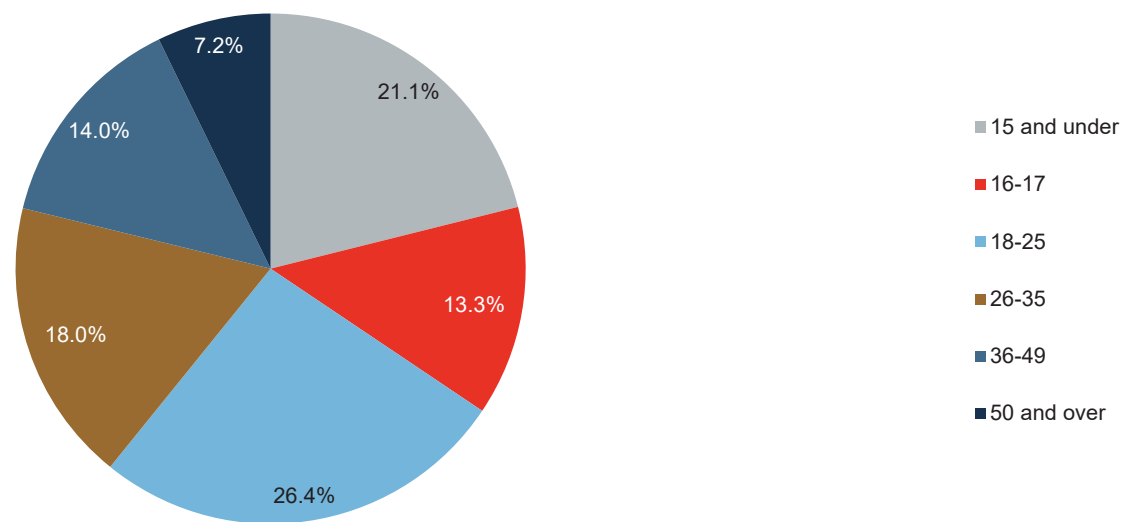
**Table 2. Foreign students following courses<sup>1</sup> in local licensed ELT schools by age group and country of citizenship for the top 10 countries: 2020**

Country of citizenship	Age group						Total
	15 and under	16-17	18-25	26-35	36-49	50 and over	
Germany	897	457	452	250	346	359	<b>2,761</b>
France	339	293	667	212	147	102	<b>1,760</b>
Italy	450	446	227	196	182	114	<b>1,615</b>
Spain	543	153	178	198	134	64	<b>1,270</b>
Japan	40	24	764	216	75	34	<b>1,153</b>
Poland	220	95	57	108	306	135	<b>921</b>
Brazil	28	28	352	320	146	47	<b>921</b>
Colombia	4	37	264	411	129	9	<b>854</b>
Austria	214	215	129	14	16	23	<b>611</b>
Russia	117	25	84	182	125	38	<b>571</b>
Other countries <sup>2</sup>	628	422	1,182	858	700	264	<b>4,054</b>
<b>Total</b>	<b>3,480</b>	<b>2,195</b>	<b>4,356</b>	<b>2,965</b>	<b>2,306</b>	<b>1,189</b>	<b>16,491</b>

<sup>1</sup> Some courses were held remotely in 2020.

<sup>2</sup> Includes unspecified country of citizenship.

**Chart 2. Percentage distribution of foreign students following courses<sup>1</sup> in local licensed ELT schools by age group: 2020**



<sup>1</sup> Some courses were held remotely in 2020.

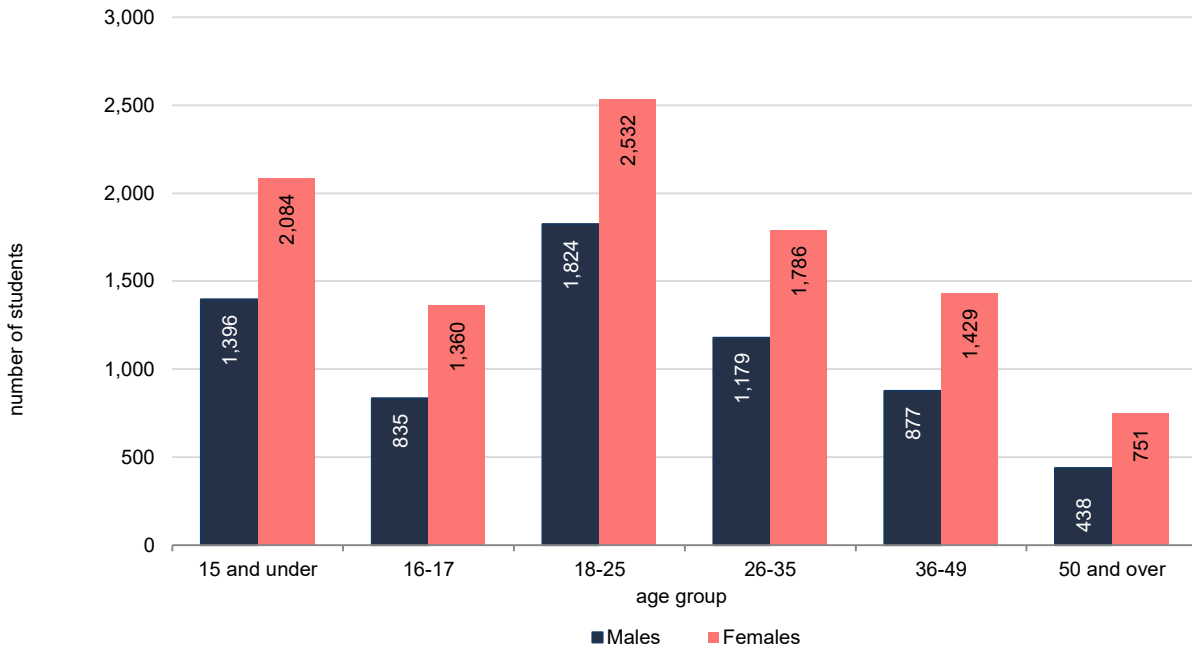
Note: Totals may not add up due to rounding.

**Table 3. Foreign students following courses<sup>1</sup> in local licensed ELT schools by year, sex and age group**

Age group	2019	2020	Change	Percentage change
	<b>Males</b>			
15 and under	11,503	1,396	-10,107	-87.9
16-17	5,775	835	-4,940	-85.5
18-25	6,353	1,824	-4,529	-71.3
26-35	3,974	1,179	-2,795	-70.3
36-49	3,541	877	-2,664	-75.2
50 and over	2,227	438	-1,789	-80.3
<b>Total</b>	<b>33,373</b>	<b>6,549</b>	<b>-26,824</b>	<b>-80.4</b>
<b>Females</b>				
15 and under	16,346	2,084	-14,262	-87.3
16-17	7,799	1,360	-6,439	-82.6
18-25	9,083	2,532	-6,551	-72.1
26-35	6,936	1,786	-5,150	-74.3
36-49	6,076	1,429	-4,647	-76.5
50 and over	3,997	751	-3,246	-81.2
<b>Total</b>	<b>50,237</b>	<b>9,942</b>	<b>-40,295</b>	<b>-80.2</b>
<b>Total</b>				
15 and under	27,849	3,480	-24,369	-87.5
16-17	13,574	2,195	-11,379	-83.8
18-25	15,436	4,356	-11,080	-71.8
26-35	10,910	2,965	-7,945	-72.8
36-49	9,617	2,306	-7,311	-76.0
50 and over	6,224	1,189	-5,035	-80.9
<b>Total</b>	<b>83,610</b>	<b>16,491</b>	<b>-67,119</b>	<b>-80.3</b>

<sup>1</sup> Some courses were held remotely in 2020.

**Chart 3. Foreign students following courses<sup>1</sup> in local licensed ELT schools by age group and sex: 2020**



<sup>1</sup> Some courses were held remotely in 2020.

Table 4. Foreign students following courses<sup>1</sup> in local licensed ELT schools by year, sex and month<sup>2</sup>

Month	2019	2020	Change	Percentage change
	Males			
January	1,453	1,399	-54	-3.7
February	1,912	1,059	-853	-44.6
March	2,915	420	-2,495	-85.6
April	3,082	109	-2,973	-96.5
May	2,690	46	-2,644	-98.3
June	3,886	113	-3,773	-97.1
July	7,019	1,124	-5,895	-84.0
August	3,360	881	-2,479	-73.8
September	2,986	503	-2,483	-83.2
October	2,300	519	-1,781	-77.4
November	1,275	264	-1,011	-79.3
December	495	112	-383	-77.4
<b>Total</b>	<b>33,373</b>	<b>6,549</b>	<b>-26,824</b>	<b>-80.4</b>
	Females			
January	2,048	2,081	33	1.6
February	2,782	1,722	-1,060	-38.1
March	3,981	675	-3,306	-83.0
April	4,448	130	-4,318	-97.1
May	3,884	67	-3,817	-98.3
June	5,962	198	-5,764	-96.7
July	11,438	1,917	-9,521	-83.2
August	5,442	1,396	-4,046	-74.3
September	4,488	620	-3,868	-86.2
October	3,356	712	-2,644	-78.8
November	1,693	308	-1,385	-81.8
December	715	116	-599	-83.8
<b>Total</b>	<b>50,237</b>	<b>9,942</b>	<b>-40,295</b>	<b>-80.2</b>
	Total			
January	3,501	3,480	-21	-0.6
February	4,694	2,781	-1,913	-40.8
March	6,896	1,095	-5,801	-84.1
April	7,530	239	-7,291	-96.8
May	6,574	113	-6,461	-98.3
June	9,848	311	-9,537	-96.8
July	18,457	3,041	-15,416	-83.5
August	8,802	2,277	-6,525	-74.1
September	7,474	1,123	-6,351	-85.0
October	5,656	1,231	-4,425	-78.2
November	2,968	572	-2,396	-80.7
December	1,210	228	-982	-81.2
<b>Total</b>	<b>83,610</b>	<b>16,491</b>	<b>-67,119</b>	<b>-80.3</b>

<sup>1</sup> Some courses were held remotely in 2020

<sup>2</sup> Refer to methodological note 4.

**Table 5. Foreign students following courses<sup>1</sup> in local licensed ELT schools by type of course and country of citizenship: 2020**

Country of citizenship	Type of course					Total
	General English: Standard	General English: Small	Intensive English	English specific purposes <sup>2</sup>	Other <sup>3</sup>	
Germany	1,462	88	900	71	240	<b>2,761</b>
France	856	16	766	14	108	<b>1,760</b>
Italy	1,149	23	273	57	113	<b>1,615</b>
Spain	890	12	201	6	161	<b>1,270</b>
Japan	689	33	333	7	91	<b>1,153</b>
Poland	518	11	184	21	187	<b>921</b>
Brazil	807	4	79	13	18	<b>921</b>
Colombia	478	47	226	41	62	<b>854</b>
Austria	479	36	77	4	15	<b>611</b>
Russia	315	17	117	29	93	<b>571</b>
Czech Republic	352	7	124	12	32	<b>527</b>
Switzerland	203	8	219	6	47	<b>483</b>
Turkey	326	26	68	2	21	<b>443</b>
South Korea	232	14	65	10	18	<b>339</b>
Hungary	81	4	53	14	20	<b>172</b>
China	108	3	23	7	28	<b>169</b>
Belgium	61	2	71	1	13	<b>148</b>
Ukraine	66	5	41	13	19	<b>144</b>
Venezuela, Bolivarian Republic of	77	14	29	2	15	<b>137</b>
Netherlands	52	2	60	1	17	<b>132</b>
Other countries <sup>4</sup>	581	33	335	225	186	<b>1,360</b>
<b>Total</b>	<b>9,782</b>	<b>405</b>	<b>4,244</b>	<b>556</b>	<b>1,504</b>	<b>16,491</b>

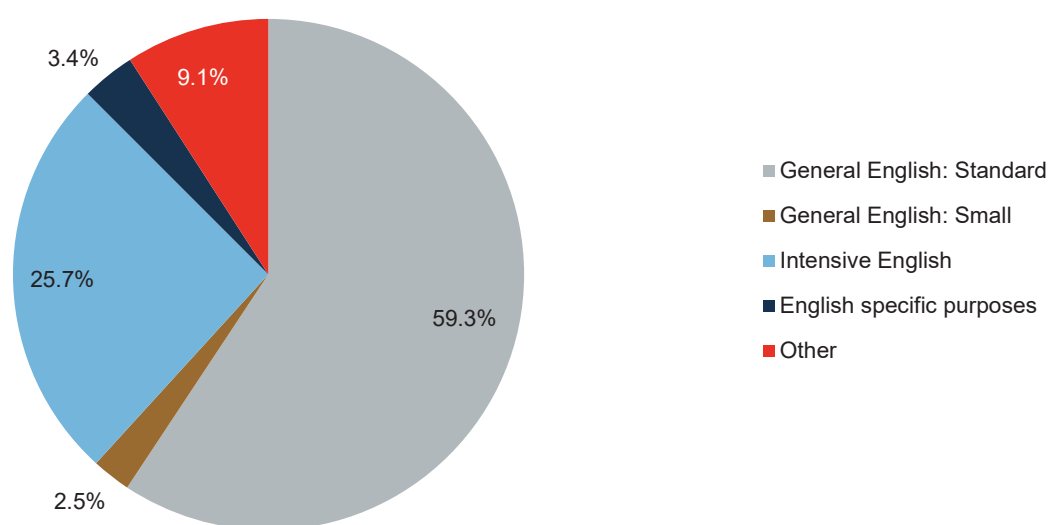
<sup>1</sup> Some courses were held remotely in 2020.

<sup>2</sup> Includes Business English.

<sup>3</sup> Includes Exam Preparation Courses, One-to-One lessons and other courses.

<sup>4</sup> Includes unspecified country of citizenship.

**Chart 4. Percentage distribution of foreign students following courses<sup>1</sup> in local licensed ELT schools by type of course: 2020**



<sup>1</sup> Some courses were held remotely in 2020.

Notes:

1. English specific purposes courses include Business English.

2. 'Other' includes Exam Preparation Courses, One-to-One lessons and other courses.

3. Totals may not add up due to rounding.

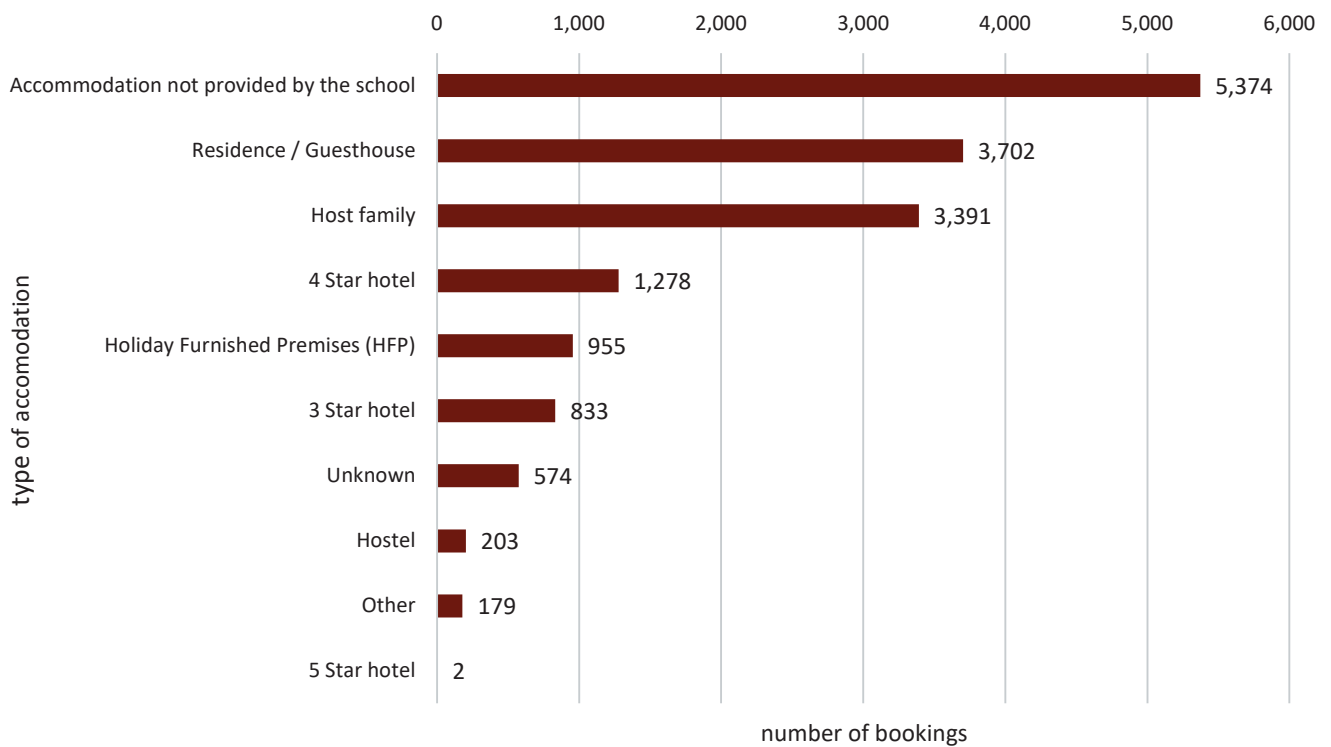
**Table 6. Foreign students following courses<sup>1</sup> in local licensed ELT schools by sex and type of accommodation: 2020**

Type of accommodation	Males	Females	Total <sup>2</sup>
<b>Hotel</b>	<b>825</b>	<b>1,288</b>	<b>2,113</b>
5 Star	1	1	2
4 Star	554	724	1,278
3 Star	270	563	833
Residence / Guesthouse	1,452	2,250	3,702
Hostel	99	104	203
Host family	1,243	2,148	3,391
Holiday Furnished Premises (HFP)	390	565	955
Accommodation not provided by the school	2,234	3,140	5,374
Other	56	123	179
Unknown	250	324	574
<b>Total</b>	<b>6,549</b>	<b>9,942</b>	<b>16,491</b>

<sup>1</sup> Some courses were held remotely in 2020.

<sup>2</sup> Refers to bookings made.

**Chart 5. Foreign students following courses<sup>1</sup> in local licensed ELT schools by type of accommodation: 2020**



<sup>1</sup> Some courses were held remotely in 2020.

Table 7. Number of tuition weeks by sex, year and month<sup>1</sup>

Month	Number of tuition weeks			Average number of tuition weeks per student <sup>2</sup>		
	Males	Females	Total	Males	Females	Total
	2020					
January	5,728	7,686	<b>13,414</b>	4.1	3.7	<b>3.9</b>
February	2,826	4,428	<b>7,254</b>	2.7	2.6	<b>2.6</b>
March	1,203	1,648	<b>2,851</b>	2.9	2.4	<b>2.6</b>
April	273	360	<b>633</b>	2.5	2.8	<b>2.6</b>
May	145	226	<b>371</b>	3.2	3.4	<b>3.3</b>
June	488	944	<b>1,432</b>	4.3	4.8	<b>4.6</b>
July	2,753	4,160	<b>6,913</b>	2.4	2.2	<b>2.3</b>
August	1,869	2,705	<b>4,573</b>	2.1	1.9	<b>2.0</b>
September	1,625	1,945	<b>3,570</b>	3.2	3.1	<b>3.2</b>
October	2,144	2,608	<b>4,752</b>	4.1	3.7	<b>3.9</b>
November	1,106	1,156	<b>2,263</b>	4.2	3.8	<b>4.0</b>
December	387	463	<b>850</b>	3.5	4.0	<b>3.7</b>
<b>Total</b>	<b>20,547</b>	<b>28,328</b>	<b>48,876</b>	<b>3.1</b>	<b>2.8</b>	<b>3.0</b>
	2019					
January	8,053	10,888	<b>18,941</b>	5.5	5.3	<b>5.4</b>
February	6,095	8,509	<b>14,604</b>	3.2	3.1	<b>3.1</b>
March	6,548	10,120	<b>16,667</b>	2.2	2.5	<b>2.4</b>
April	6,292	10,023	<b>16,315</b>	2.0	2.3	<b>2.2</b>
May	4,902	8,704	<b>13,606</b>	1.8	2.2	<b>2.1</b>
June	7,992	12,056	<b>20,048</b>	2.1	2.0	<b>2.0</b>
July	13,233	21,165	<b>34,398</b>	1.9	1.9	<b>1.9</b>
August	6,663	11,341	<b>18,003</b>	2.0	2.1	<b>2.0</b>
September	7,066	11,547	<b>18,613</b>	2.4	2.6	<b>2.5</b>
October	4,721	7,320	<b>12,042</b>	2.1	2.2	<b>2.1</b>
November	3,215	3,984	<b>7,199</b>	2.5	2.4	<b>2.4</b>
December	1,408	1,988	<b>3,396</b>	2.8	2.8	<b>2.8</b>
<b>Total</b>	<b>76,187</b>	<b>117,645</b>	<b>193,832</b>	<b>2.3</b>	<b>2.3</b>	<b>2.3</b>

<sup>1</sup> Refer to methodological note 4.

<sup>2</sup> Based on student figures as presented in Table 4.

Note: Totals may not add up due to rounding.



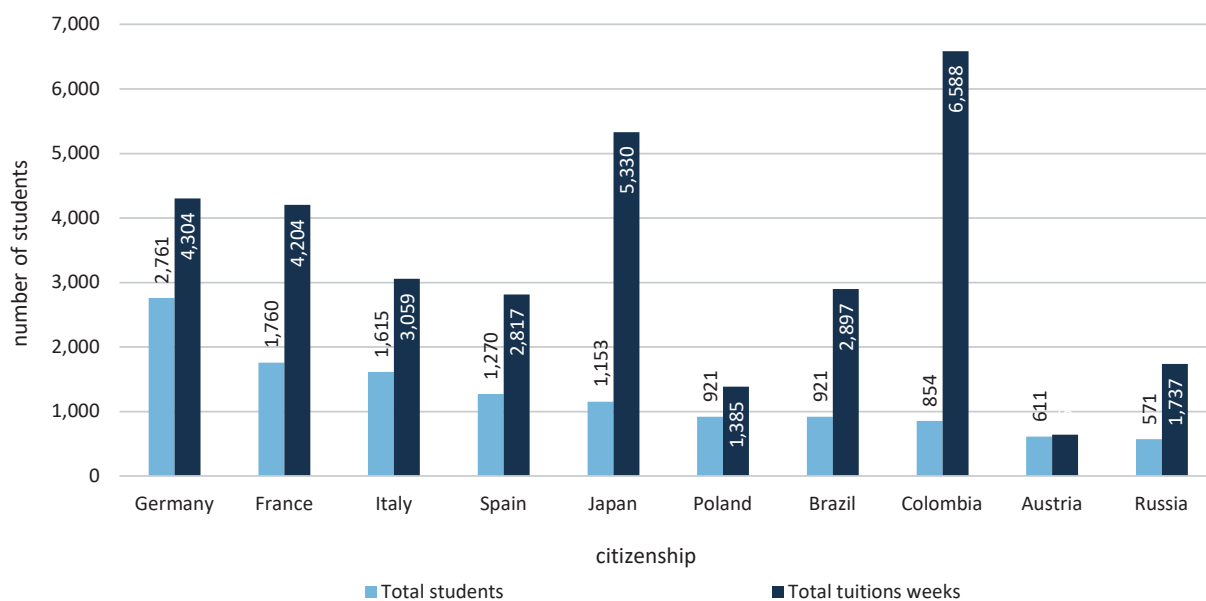
Table 8. Number of tuition weeks by age group and country of citizenship: 2020

Country of citizenship	Age group						Total
	15 and under	16-17	18-25	26-35	36-49	50 and over	
Germany	1,309	741	832	391	551	480	<b>4,304</b>
France	575	535	1,992	612	328	163	<b>4,204</b>
Italy	465	412	676	804	476	226	<b>3,059</b>
Spain	616	279	613	680	456	171	<b>2,817</b>
Japan	66	86	3,386	1,161	463	167	<b>5,330</b>
Poland	316	142	88	170	489	180	<b>1,385</b>
Brazil	75	81	1,041	1,084	503	115	<b>2,897</b>
Colombia	39	334	1,949	3,266	945	56	<b>6,588</b>
Austria	271	182	113	24	20	30	<b>639</b>
Russia	233	69	219	622	506	88	<b>1,737</b>
Czech Republic	282	153	135	83	237	46	<b>936</b>
Switzerland	160	187	599	95	166	85	<b>1,292</b>
Turkey	105	32	1,050	775	192	30	<b>2,185</b>
South Korea	109	14	742	765	316	103	<b>2,048</b>
Hungary	65	25	59	47	81	42	<b>318</b>
China	163	44	205	224	425	35	<b>1,096</b>
Belgium	7	88	214	26	13	19	<b>367</b>
Ukraine	49	4	157	141	177	22	<b>551</b>
Venezuela, Bolivarian Republic of	10	92	291	399	145	4	<b>941</b>
Netherlands	17	65	98	10	21	10	<b>220</b>
Other countries <sup>1</sup>	319	213	2,019	2,095	1,040	274	<b>5,960</b>
<b>Total</b>	<b>5,250</b>	<b>3,780</b>	<b>16,479</b>	<b>13,475</b>	<b>7,549</b>	<b>2,343</b>	<b>48,876</b>

<sup>1</sup> Includes unspecified country of citizenship.

Note: Totals may not add up due to rounding.

Chart 6. Number of foreign students and student tuition weeks by the top 10 countries of citizenship: 2020



Note: Totals may not add up due to rounding.

Table 9. Number of tuition weeks by sex and country of citizenship: 2020

Country of citizenship	Number of tuition weeks			Average number of tuition weeks per student <sup>1</sup>		
	Males	Females	Total	Males	Females	Total
Germany	1,630	2,675	<b>4,304</b>	1.5	1.6	<b>1.6</b>
France	1,831	2,373	<b>4,204</b>	2.5	2.3	<b>2.4</b>
Italy	1,421	1,638	<b>3,059</b>	2.0	1.8	<b>1.9</b>
Spain	1,432	1,385	<b>2,817</b>	2.5	2.0	<b>2.2</b>
Poland	453	932	<b>1,385</b>	1.7	1.4	<b>1.5</b>
Austria	263	376	<b>639</b>	1.0	1.1	<b>1.0</b>
Czech Republic	307	629	<b>936</b>	1.6	1.9	<b>1.8</b>
Hungary	163	155	<b>318</b>	2.3	1.5	<b>1.8</b>
Belgium	181	185	<b>367</b>	2.6	2.3	<b>2.5</b>
Netherlands	67	153	<b>220</b>	1.7	1.7	<b>1.7</b>
Other EU countries	483	787	<b>1,270</b>	3.3	2.3	<b>2.6</b>
<b>EU Total</b>	<b>8,232</b>	<b>11,288</b>	<b>19,520</b>	<b>2.0</b>	<b>1.8</b>	<b>1.9</b>
Japan	1,811	3,519	<b>5,330</b>	5.4	4.3	<b>4.6</b>
Brazil	1,075	1,822	<b>2,897</b>	3.2	3.1	<b>3.1</b>
Colombia	3,015	3,574	<b>6,588</b>	8.0	7.5	<b>7.7</b>
Russia	613	1,125	<b>1,737</b>	2.9	3.1	<b>3.0</b>
Switzerland	533	759	<b>1,292</b>	2.8	2.6	<b>2.7</b>
Turkey	1,324	861	<b>2,185</b>	5.1	4.7	<b>4.9</b>
South Korea	779	1,269	<b>2,048</b>	6.3	5.9	<b>6.0</b>
China	377	719	<b>1,096</b>	5.9	6.8	<b>6.5</b>
Ukraine	183	368	<b>551</b>	4.0	3.8	<b>3.8</b>
Venezuela, Bolivarian Republic of	506	435	<b>941</b>	7.1	6.6	<b>6.9</b>
Other Non-EU countries	2,099	2,589	<b>4,688</b>	5.3	5.5	<b>5.4</b>
<b>Non-EU Total</b>	<b>12,314</b>	<b>17,040</b>	<b>29,354</b>	<b>5.1</b>	<b>4.6</b>	<b>4.8</b>
<b>Unspecified</b>	<b>2</b>	<b>-</b>	<b>2</b>	<b>1.7</b>	<b>-</b>	<b>1.7</b>
<b>Total</b>	<b>20,547</b>	<b>28,328</b>	<b>48,876</b>	<b>3.1</b>	<b>2.8</b>	<b>3.0</b>

<sup>1</sup> Based on student figures as presented in Table 1.

Note: Totals may not add up due to rounding.

**Table 10. Staff<sup>1</sup> employed in local licensed ELT schools by sex, type of employment and age group: 2020**

Age group	Males	Females	Total
	<b>Teaching/Academic staff <sup>2</sup></b>		
16-17	<b>0</b>	<b>0</b>	<b>0</b>
18-24	35	80	<b>115</b>
25-34	45	88	<b>133</b>
35-44	27	67	<b>94</b>
45-54	26	49	<b>75</b>
55 and over	37	130	<b>167</b>
<b>Total</b>	<b>170</b>	<b>414</b>	<b>584</b>
<b>Non-teaching staff</b>			
16-17	2	1	<b>3</b>
18-24	46	61	<b>107</b>
25-34	64	98	<b>162</b>
35-44	33	54	<b>87</b>
45-54	26	38	<b>64</b>
55 and over	26	19	<b>45</b>
<b>Total</b>	<b>197</b>	<b>271</b>	<b>468</b>
<b>Total</b>			
16-17	2	1	<b>3</b>
18-24	81	141	<b>222</b>
25-34	109	186	<b>295</b>
35-44	60	121	<b>181</b>
45-54	52	87	<b>139</b>
55 and over	63	149	<b>212</b>
<b>Total</b>	<b>367</b>	<b>685</b>	<b>1,052</b>

<sup>1</sup> Refer to methodological note 5.

<sup>2</sup> This category does not apply for persons aged 16-17 years.

Note: For type of employment, teaching and non-teaching staff definitions see methodological note 8.

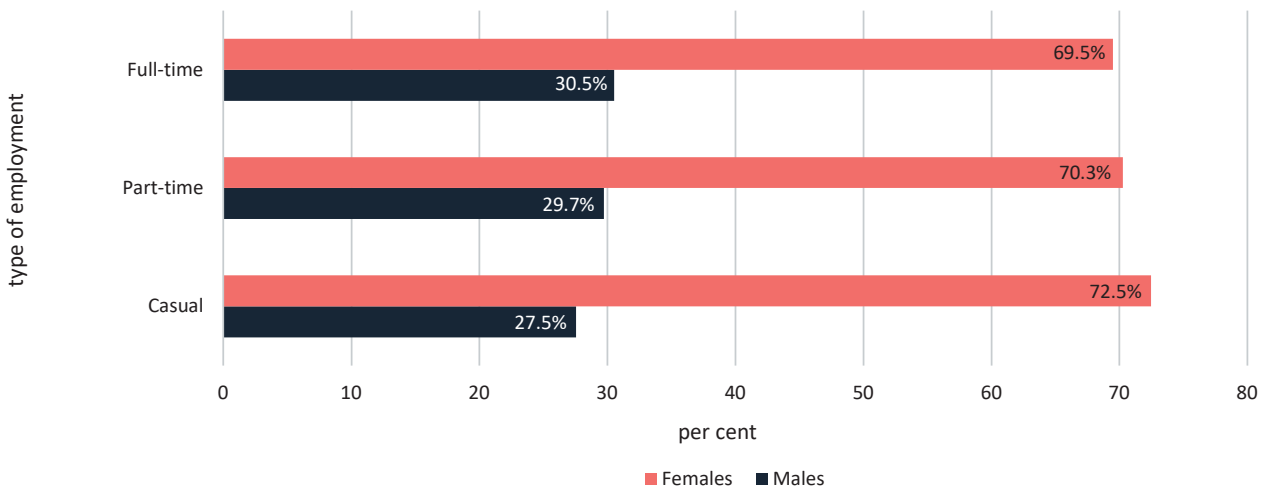
**Table 11. Staff<sup>1</sup> in local licensed ELT schools by sex and type of employment: 2020**

Type of employment	Teaching/Academic staff			Non-teaching staff			Total		
	Males	Females	Total	Males	Females	Total	Males	Females	Total
Full-time	36	82	118	121	168	289	157	250	407
Part-time	77	182	259	44	61	105	121	243	364
Casual	57	150	207	32	42	74	89	192	281
<b>Total</b>	<b>170</b>	<b>414</b>	<b>584</b>	<b>197</b>	<b>271</b>	<b>468</b>	<b>367</b>	<b>685</b>	<b>1,052</b>

<sup>1</sup> Refer to methodological note 5.

Note: For type of employment, teaching and non-teaching staff definitions see methodological note 8.

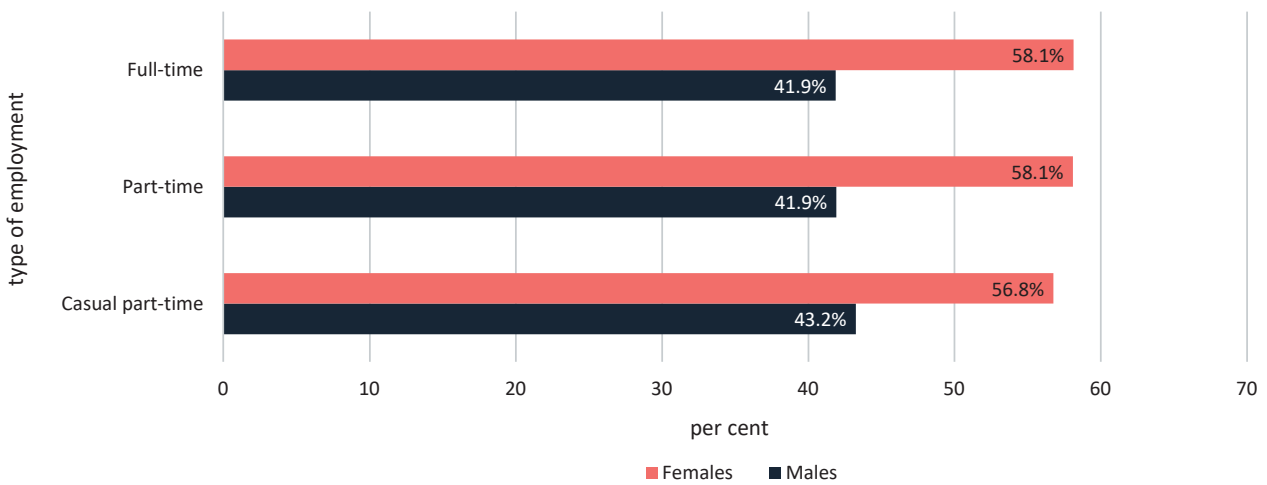
**Chart 7. Percentage distribution of teaching/academic staff<sup>1</sup> in local licensed ELT schools by sex and type of employment: 2020**



<sup>1</sup> Refer to methodological note 5.

Note: For type of employment, teaching and non-teaching staff definitions see methodological note 8.

**Chart 8. Percentage distribution of non-teaching staff<sup>1</sup> in local licensed ELT schools by sex and type of employment: 2020**



<sup>1</sup> Refer to methodological note 5.

Note: For type of employment, teaching and non-teaching staff definitions see methodological note 8.

## Methodological Notes:

1. Data used in this News Release is based on information collected by the Ministry for Education which was subsequently analysed by NSO.
2. Data was collected by ELT Council during December 2020, January 2021 and February 2021. All local licensed English Language Teaching (ELT) schools operating in 2020 responded to this questionnaire. A full list of ELT schools can be accessed at: <https://eltcouncil.gov.mt/wp-content/uploads/2021/02/MEDE-School-List-3FOLD-Feb21.pdf>
3. Breakdowns by country are based on the students' citizenship as provided by the student. Thus, figures for foreign citizens are not directly comparable to other tourism figures published by the NSO.
4. In 2020, following disruptions and unprecedented scenarios due to COVID-19, foreign students attended physical courses in Malta, as well as online courses. For this reason, 'month' may refer to the month of arrival in Malta for students who attended physical courses, or to the course starting date if course was held online.
5. For the scope of this release 'teaching/academic staff' includes all ELT permit holders. Staff employed with different schools carrying out the same role are counted once.
6. Figures on type of course followed and type of accommodation cannot be compared with data of previous years due to methodological enhancements held in 2019.
7. Due to the COVID-19 situation the following tourism-related chronology of events in 2020 happened in Malta:

28th February	People flying in from Italy, China (including Hong Kong, Singapore, Japan, Iran, South Korea) from 26th February onwards needed to stay in quarantine for 14 days upon arrival.
8th March	Flights from/to Milan were suspended.
10th March	Flights from/to Italy were suspended.
10th March	The last Cruise call.
11th March	Flights from/to France, Switzerland, Germany, Spain, were suspended.
11th March	People flying in from France, Switzerland, Germany, Spain, needed to stay in quarantine for 14 days upon arrival.
13th March	All people flying in from all destinations needed to stay in quarantine for 14 days upon arrival.
18th March	The last Virtu' Ferries service for passengers between Malta and Sicily.
21st March	All flights from/to all destinations were suspended.
1st July	Re-opening of Malta International Airport. The first group of destinations that reopened for travel comprised: Germany, Austria, Italy, France, Spain, Poland, Cyprus, Switzerland, Iceland, Slovakia, Norway, Denmark, Hungary, Finland, Ireland, Lithuania, Latvia, Estonia, Luxembourg, Czech Republic, Greece and Croatia.
15th July	Restrictions on all other flight destinations were lifted.
21st August	First cruise liner call since March 2020.

Sources: Malta Tourism Authority, Virtu' Ferries, Transport Malta and Valletta Cruise Port.

## 8. Definitions:

**ELT schools** refer to institutions which provide English-related courses for foreign students. More information can be accessed at: <https://eltcouncil.gov.mt/>

**Teaching/Academic staff** refer to professional personnel directly involved in teaching students, including teachers, assistant teachers, ELT instructors and other ELT permit holders.

**Non-Teaching staff** refer to persons employed by educational institutions who have no instructional responsibilities, not having an ELT permit. Examples are school management staff, front office staff, group leaders, administration staff, sales, marketing and reservations staff.

**Full-time employment:** includes employed persons on a full-time basis.

**Part-time employment:** includes employed persons whose normal hours are less than those of comparable full-time workers.

**Casual employment:** includes temporary workers, working irregular hours, who are employed on a part-time basis.

9. Number of tuition weeks by foreign students is calculated as follows:

$$\frac{\text{total number of days of tuition}}{7}$$

10. Average number of tuition weeks per student is calculated as follows:

$$\frac{\text{total number of tuition weeks}}{\text{total number of students}}$$

11. The estimated number of student weeks for 2020 is 67,637. Figures cannot be compared to previous releases since student weeks in 2020 do not refer only to the number of weeks spent physically in Malta but may also include an online lessons component.

12. Previous TEFL news releases may be accessed at:

[https://nso.gov.mt/en/News\\_Releases/View\\_by\\_Unit/Unit\\_C3/Tourism\\_Statistics/Pages/Teaching-English-as-a-Foreign-Language.aspx](https://nso.gov.mt/en/News_Releases/View_by_Unit/Unit_C3/Tourism_Statistics/Pages/Teaching-English-as-a-Foreign-Language.aspx)

13. References to this news release are to be cited appropriately.