

A total of 2,482 applications for international protection were received by the International Protection Agency during 2020, a decrease of 39.3 per cent over the preceding year.

## World Refugee Day: 20 June 2021

During 2020, 29 boat landings (including persons air lifted at sea) were recorded in Malta, with 2,281 persons being brought to Maltese shores, a decrease of 33.0 per cent when compared to 2019 (Table 1). The majority of persons brought to shore (84.8 per cent) were citizens of African countries while the remaining 15.2 per cent were citizens of Asian countries (Table 2). January was the month with the highest recorded number of persons on board with a total of 553 individuals, followed by arrivals in February and June, with 436 and 426 individuals, respectively (Table 3).

A total of 2,482 applications were lodged with the International Protection Agency (IPA) during 2020 – a decrease of 39.3 per cent over the previous year (Table 4). When analysing asylum applications per million resident population across the member states within the European Union (EU), Malta ranked second after Cyprus (Chart 3). Most of the applicants were citizens of African countries (77.8 per cent) with the largest proportion of the total applicants being Sudanese citizens (18.1 per cent). This was followed by relatively similar proportions for Bangladeshi, Eritrean and Nigerian citizens, at 10.6 per cent, 9.1 per cent and 8.9 per cent, respectively. A large proportion of the applicants (74.3 per cent) were males aged between 18 and 34 (Table 5).

During 2020, the IPA processed a total of 873 applications; 30.7 per cent were granted a positive decision at first instance, while the remaining applications were rejected (69.3 per cent) (Table 7). When compared to the other EU member states, this ranks Malta fifteenth with respect to the share of positive first decisions on applications in 2020. Ireland had the highest share of positive first decisions at 74.1 per cent with Czechia having the lowest share of positive decisions at 10.9 per cent (Chart 4). Of all the applicants granted a form of protection status at first instance during 2020, 56.0 per cent were of Syrian citizenship followed by 27.2 per cent who were of Libyan citizenship (Table 8).

A total of 728 appeals on first instance decisions were filed with the International Protection Appeals Tribunal in 2020, a slight decrease of 8.3 per cent from the previous year (Table 9). During 2020, the International Protection Appeals Tribunal processed 565 appeals, of which only 1.6 per cent resulted in a positive decision with the rest being rejected (Table 10). In 2020, Malta had the fifth lowest share of positive final instance decisions on appeals amongst the 27 EU member states (Chart 6).

At the end of 2020, there were 5,138 pending decisions on applications for asylum, an increase of 20.6 per cent from the previous year. Of the total pending decisions, 4,321 were pending a first decision from the IPA and 817 were pending the final decision from appeals filed with the International Protection Appeals Tribunal (Table 11). Of the individuals awaiting a decision 22.7 per cent were Sudanese citizens (Table 12).

An increase of 23.3 per cent was registered in the resident population of open centres and other institutional households when compared to the preceding year, with the majority of the persons residing in Ħal Far (81.6 per cent). A further 254 persons (12.7 per cent) were residing in other institutional households, excluding open centres (Table 13). The majority of the residents were males at 83.7 per cent (Table 14) while 31.2 per cent and 13.7 per cent were Sudanese and Eritrean, respectively (Table 15).

During the year under review, 273 persons were relocated from Malta to another EU+ country, a decrease of 55.9 per cent when compared to the previous year. A further 7 persons benefitted from assisted voluntary return programmes and were returned to their country of origin. The majority of relocations were split between Germany and France, with these countries hosting 45.8 per cent and 38.8 per cent of persons relocated, respectively (Table 16) ■

Statistics in this News Release should be interpreted in the context of the COVID-19 situation.

**Table 1. Boats arriving in Malta with irregular immigrants by year**

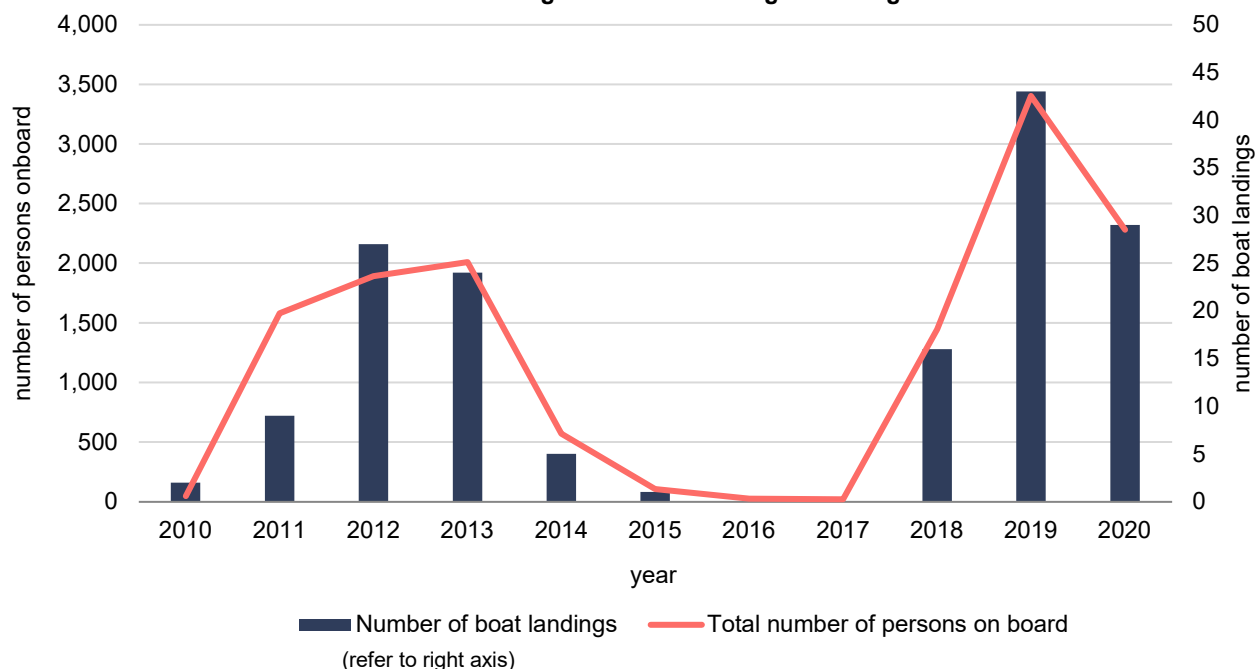
Year	Number of boat landings <sup>1</sup>	Total number of persons on board <sup>2</sup>
2010	2	47
2011	9	1,579
2012	27	1,890
2013	24	2,008
2014	5	569
2015	1	106
2016	-	24
2017	-	20
2018	16	1,445
2019	43	3,405
2020	29	2,281

<sup>1</sup> Figures refer to number of boat landings that may include landings involving more than one boat.

<sup>2</sup> Figures regarding irregular immigrants arriving by boat also include airlifted and evacuated persons who were found at sea.

Source: Police General Headquarters - Immigration Section

**Chart 1. Boat landings in Malta with irregular immigrants<sup>1</sup>**



<sup>1</sup> Figures refer to number of boat landings that may include landings involving more than one boat. They also include airlifted and evacuated persons who were found at sea.

Source: Police General Headquarters - Immigration Section

**Table 2. Irregular immigrants arriving by boat<sup>1</sup> by country of nationality: 2020**

Country of nationality	Number	% total
<b>Africa</b>	<b>1,935</b>	<b>84.8</b>
Cameroon	23	1.0
Chad	25	1.1
Cote d'Ivoire	115	5.0
Egypt	31	1.4
Eritrea	266	11.7
Ethiopia	36	1.6
Gambia	23	1.0
Ghana	33	1.4
Guinea	78	3.4
Liberia	24	1.1
Mali	45	2.0
Morocco	108	4.7
Nigeria	122	5.3
Senegal	26	1.1
Sierra Leone	27	1.2
Somalia	210	9.2
South Sudan	41	1.8
Sudan	646	28.3
Other African nationalities	56	2.5
<b>Asia</b>	<b>346</b>	<b>15.2</b>
Bangladesh	307	13.5
Syria	29	1.3
Other Asian nationalities	10	0.4
<b>Total</b>	<b>2,281</b>	<b>100.0</b>

<sup>1</sup> Figures regarding irregular immigrants arriving by boat also include airlifted and evacuated persons who were found at sea.  
Source: Police General Headquarters - Immigration Section

**Table 3. Number of boats arriving in Malta with irregular immigrants by month: 2020**

Month	Number of boat landings <sup>1</sup>	Total number of persons on board <sup>2</sup>
January	5	553
February	6	436
March	2	146
April	1	66
May	4	72
June	1	426
July	5	267
August	2	196
September	-	-
October	2	94
November	1	25
December	-	-
<b>Total</b>	<b>29</b>	<b>2,281</b>

<sup>1</sup> Figures refer to number of boat landings that may include landings involving more than one boat.

<sup>2</sup> Figures regarding irregular immigrants arriving by boat also include airlifted and evacuated persons who were found at sea.  
Source: Police General Headquarters - Immigration Section

**Table 4. Total number of asylum applications filed with the International Protection Agency by year**

Year	Number of applications	% change
2010	176	-92.6
2011	1,891	974.4
2012	2,080	10.0
2013	2,246	8.0
2014	1,352	-39.8
2015	1,844	36.4
2016	1,928	4.6
2017	1,839	-4.6
2018	2,131	15.9
2019	4,090	91.9
2020	2,482	-39.3

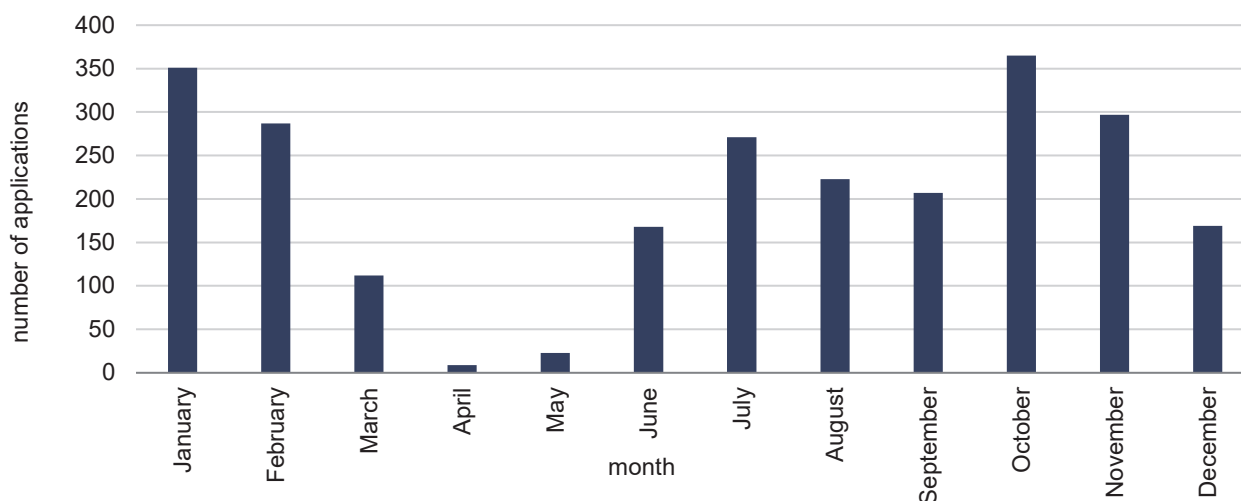
Notes:

1. The International Protection Agency's (IPA) premises was closed between 13 March 2020 and 17 May 2020 due to the COVID-19 lockdown. However, IPA was still receiving requests to set an appointment to lodge an application.

2. Monthly table available in the excel version of this news release (Table 4a).

Source: International Protection Agency (IPA)

**Chart 2. Total applications for asylum filed with the International Protection Agency by month: 2020<sup>1</sup>**



<sup>1</sup> The International Protection Agency's (IPA) premises was closed between 13 March 2020 and 17 May 2020 due to the COVID-19 lockdown. However, IPA was still receiving requests to set an appointment to lodge an application.

Source: International Protection Agency (IPA)

**Table 5. Total number of asylum applications filed with the International Protection Agency by sex, country of citizenship and age: 2020**

Country of citizenship	Males	Females	Total
<b>Europe</b>	<b>23</b>	<b>14</b>	<b>37</b>
Ukraine	16	9	25
Other European countries	7	5	12
<b>Africa</b>	<b>1,727</b>	<b>205</b>	<b>1,932</b>
Cameroon	31	13	44
Chad	27	-	27
Egypt	41	1	42
Eritrea	213	14	227
Gambia	64	-	64
Ghana	59	1	60
Guinea	71	11	82
Ivory Coast	77	39	116
Libya	35	22	57
Mali	62	6	68
Morocco	122	2	124
Nigeria	158	62	220
Senegal	42	1	43
Sierra Leone	23	4	27
Somalia	135	16	151
South Sudan	46	-	46
Sudan	444	5	449
Other African countries	77	8	85
<b>America</b>	<b>32</b>	<b>40</b>	<b>72</b>
Colombia	13	13	26
Venezuela	15	23	38
Other American countries	4	4	8
<b>Asia</b>	<b>384</b>	<b>57</b>	<b>441</b>
Bangladesh	261	1	262
Pakistan	10	1	11
Syria	97	54	151
Other Asian countries	16	1	17
<b>Total</b>	<b>2,166</b>	<b>316</b>	<b>2,482</b>
<b>Age</b>	<b>Males</b>	<b>Females</b>	<b>Total</b>
0-17	107	82	189
18-34	1,844	176	2,020
35 or more	215	58	273
<b>Total</b>	<b>2,166</b>	<b>316</b>	<b>2,482</b>

Note: The International Protection Agency's (IPA) premises was closed between 13 March 2020 and 17 May 2020 due to the COVID-19 lockdown. However, IPA was still receiving requests to set an appointment to lodge an application.

Source: International Protection Agency (IPA)

Table 6. Total asylum applications by EU<sup>1</sup> reporting countries: 2020

Reporting country	Total asylum applications		
	Absolute <sup>2</sup> (rounded)	Per million population <sup>3</sup>	Share in EU <sup>1</sup> total (%)
Austria	14,190	1,594.2	3.0
Belgium	16,735	1,452.4	3.5
Bulgaria	3,525	507.1	0.7
Croatia	1,605	395.5	0.3
Cyprus	7,440	8,378.3	1.6
Czechia	1,165	108.9	0.2
Denmark	1,490	255.9	0.3
Estonia	50	37.6	-
Finland	3,205	580.1	0.7
France	93,470	1,388.4	19.8
Germany	122,015	1,467.1	25.9
Greece	40,560	3,784.1	8.6
Hungary	115	11.8	-
Ireland	1,565	315.2	0.3
Italy	26,550	445.2	5.6
Latvia	180	94.4	-
Lithuania	315	112.7	0.1
Luxembourg	1,345	2,148.2	0.3
Malta	2,480	4,819.6	0.5
Netherlands	15,320	880.1	3.2
Poland	2,790	73.5	0.6
Portugal	1,000	97.1	0.2
Romania	6,155	318.4	1.3
Slovakia	280	51.3	0.1
Slovenia	3,550	1,693.8	0.8
Spain	88,540	1,870.6	18.8
Sweden	16,260	1,574.4	3.4

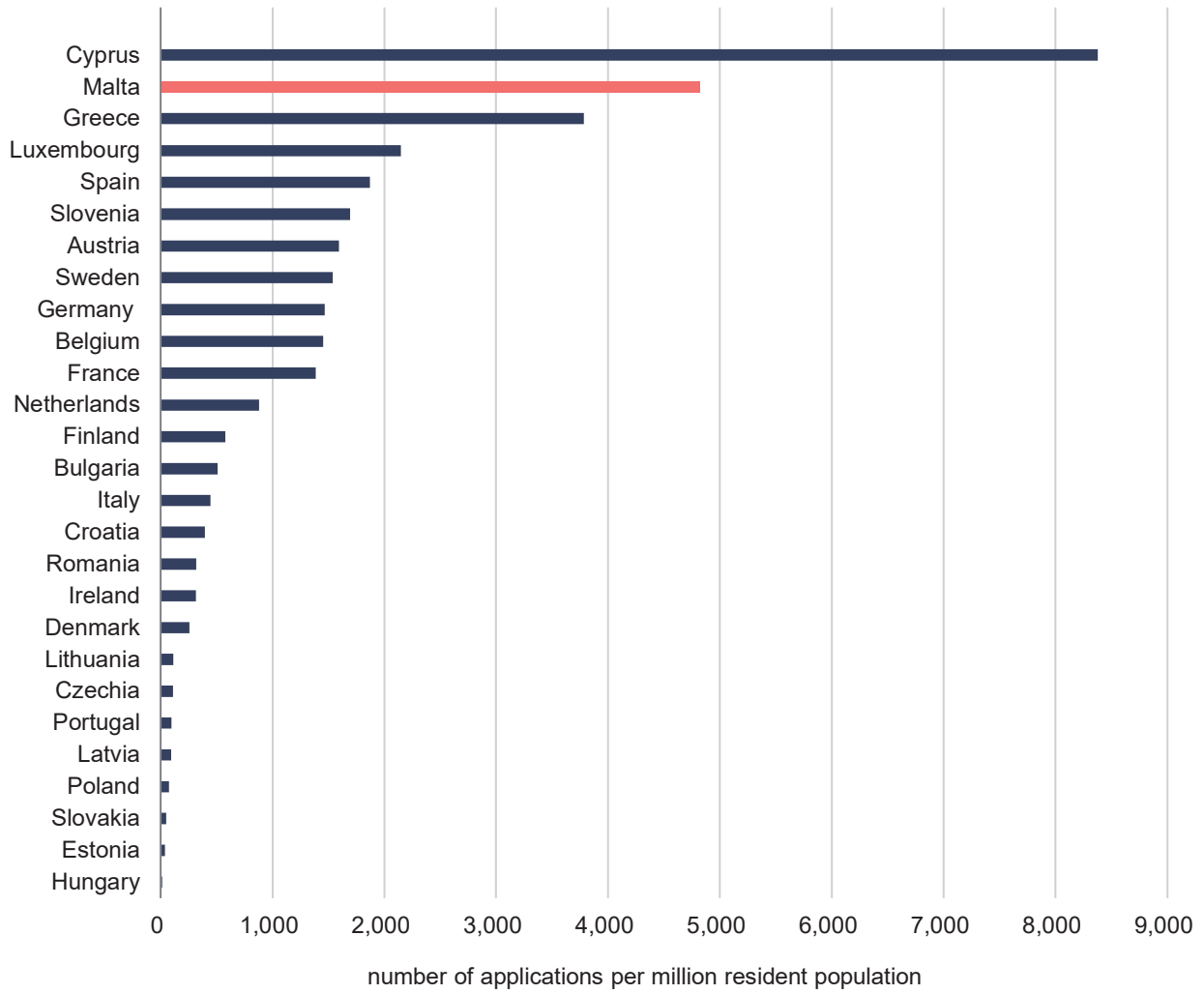
<sup>1</sup> EU refers to EU27 excluding the United Kingdom.

<sup>2</sup> Source: Eurostat online database table [migr\_asyappctza] - extracted on 10.06.2021

<sup>3</sup> Source: Eurostat online database table [demo\_pjan] - extracted on 10.06.2021 based on Population as at 1 January 2020

Note: Totals may not add up due to rounding.

Chart 3. Total asylum applications by EU reporting countries per million population: 2020



Source: Eurostat

**Table 7. Asylum first instance decisions taken by the International Protection Agency by year**

Year	No. of positive decisions				Rejections		Total
	Granted refugee status	Other forms of protection status	Total		Absolute	%	
			Absolute	% positive decisions			
2010	43	179	222	63.8	126	36.2	348
2011	70	814	884	55.0	722	45.0	1,606
2012	35	1,398	1,433	90.1	157	9.9	1,590
2013	43	1,563	1,606	84.3	299	15.7	1,905
2014	191	1,068	1,259	72.6	476	27.4	1,735
2015	263	987	1,250	83.8	241	16.2	1,491
2016	167	1,025	1,192	83.1	243	16.9	1,435
2017	167	595	762	68.7	347	31.3	1,109
2018	150	496	646	43.1	854	56.9	1,500
2019	48	359	407	39.1	633	60.9	1,040
2020	74	194	268	30.7	605	69.3	873

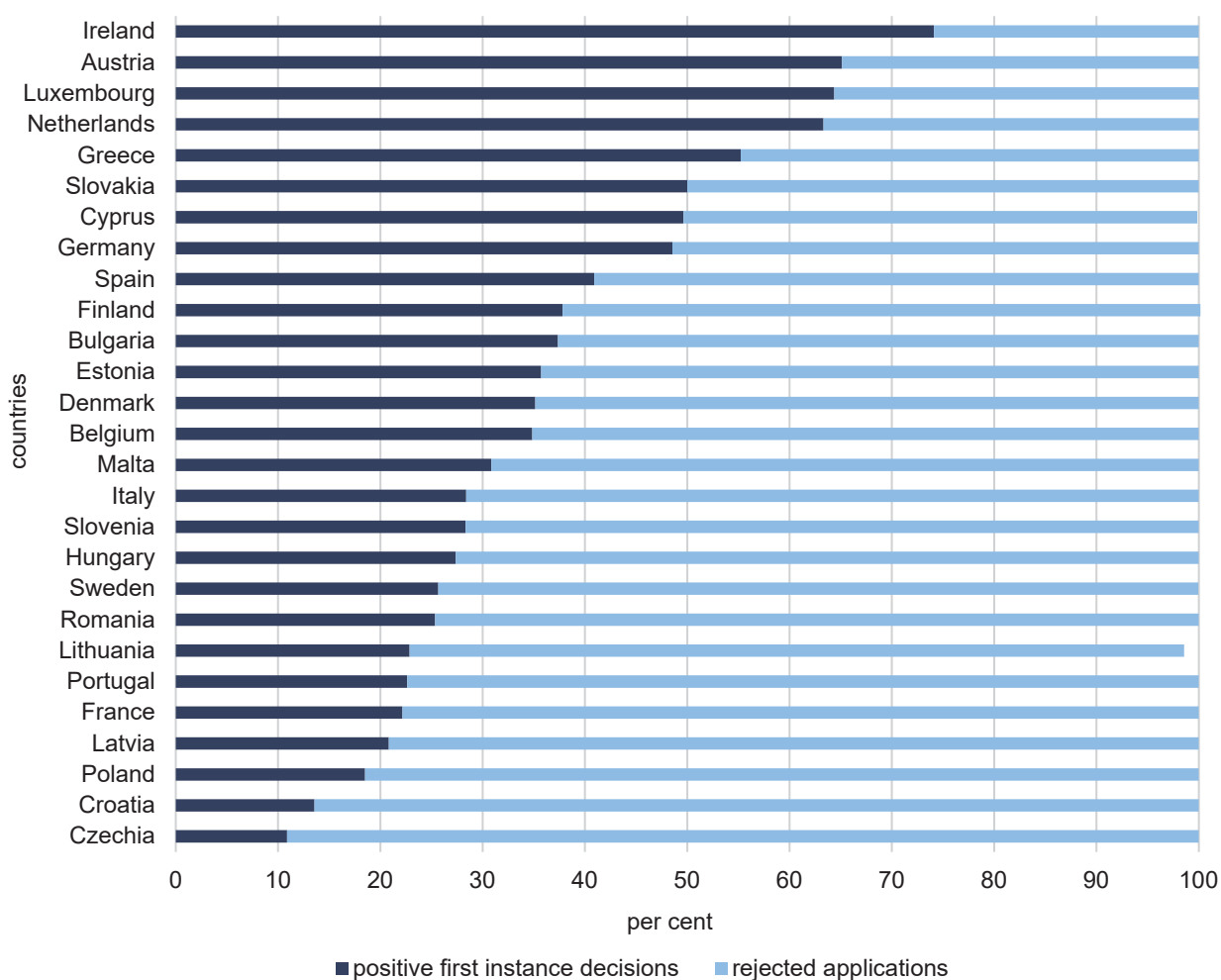
Notes:

1. The International Protection Agency's (IPA) premises was closed between 13 March 2020 and 17 May 2020 due to the COVID-19 lockdown. However, IPA was still receiving requests to set an appointment to lodge an application.

2. First instance decisions per million population for EU reporting countries are available in the annex (Table 7a).

Source: International Protection Agency (IPA)

**Chart 4. First instance decision outcomes by EU reporting countries (rounded): 2020**



Source: Eurostat



**Table 8. Top 5 countries of citizenship for beneficiaries granted protection status at first instance: 2020**

Rank	Country of citizenship	Total	% total beneficiaries
1	Syria	150	56.0
2	Libya	73	27.2
3	Sudan	19	7.1
4	Eritrea	9	3.4
5	Somalia	6	2.1

Notes:

1. The International Protection Agency's (IPA) premises was closed between 13 March 2020 and 17 May 2020 due to the COVID-19 lockdown. However, IPA was still receiving appointment requests to lodge an application.

2. Table on total positive first instance decisions by sex, country of citizenship and age at decision available in the excel version of this news release (Table 8a).

Source: International Protection Agency (IPA)

**Table 9. Total appealed asylum first instance decisions filed with the International Protection Appeals Tribunal: 2010-2020**

Year	Number of appeals filed
2010	162
2011	667
2012	156
2013	352
2014	503
2015	304
2016	270
2017	385
2018	1,001
2019	794
2020	728

Note: Table on appealed asylum first instance decisions by sex, country of citizenship and age available in the excel version of this news release (Table 9a).

Source: International Protection Appeals Tribunal

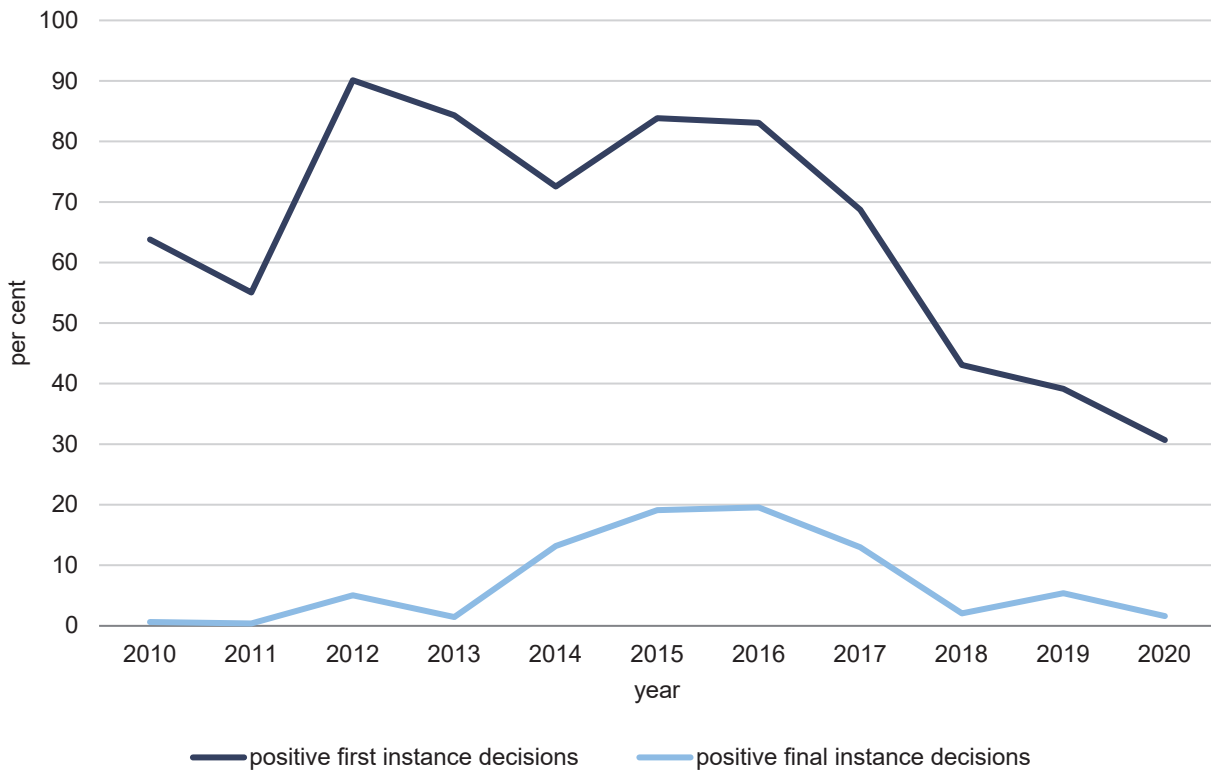
**Table 10. Asylum final instance decisions taken on appeals by the International Protection Appeals Tribunal by year**

Year	No. of positive decisions				Rejections		Total
	Granted refugee status	Other forms of protection status	Total		Absolute	%	
			Absolute	% positive decisions			
2010	2	-	2	0.6	323	99.4	325
2011	2	-	2	0.4	503	99.6	505
2012	12	10	22	5.0	415	95.0	437
2013	1	1	2	1.4	137	98.6	139
2014	10	24	34	13.2	224	86.8	258
2015	29	42	71	19.1	301	80.9	372
2016	24	40	64	19.6	263	80.4	327
2017	24	27	51	13.0	342	87.0	393
2018	10	4	14	2.0	670	98.0	684
2019	9	19	28	5.4	492	94.6	520
2020	2	7	9	1.6	556	98.4	565

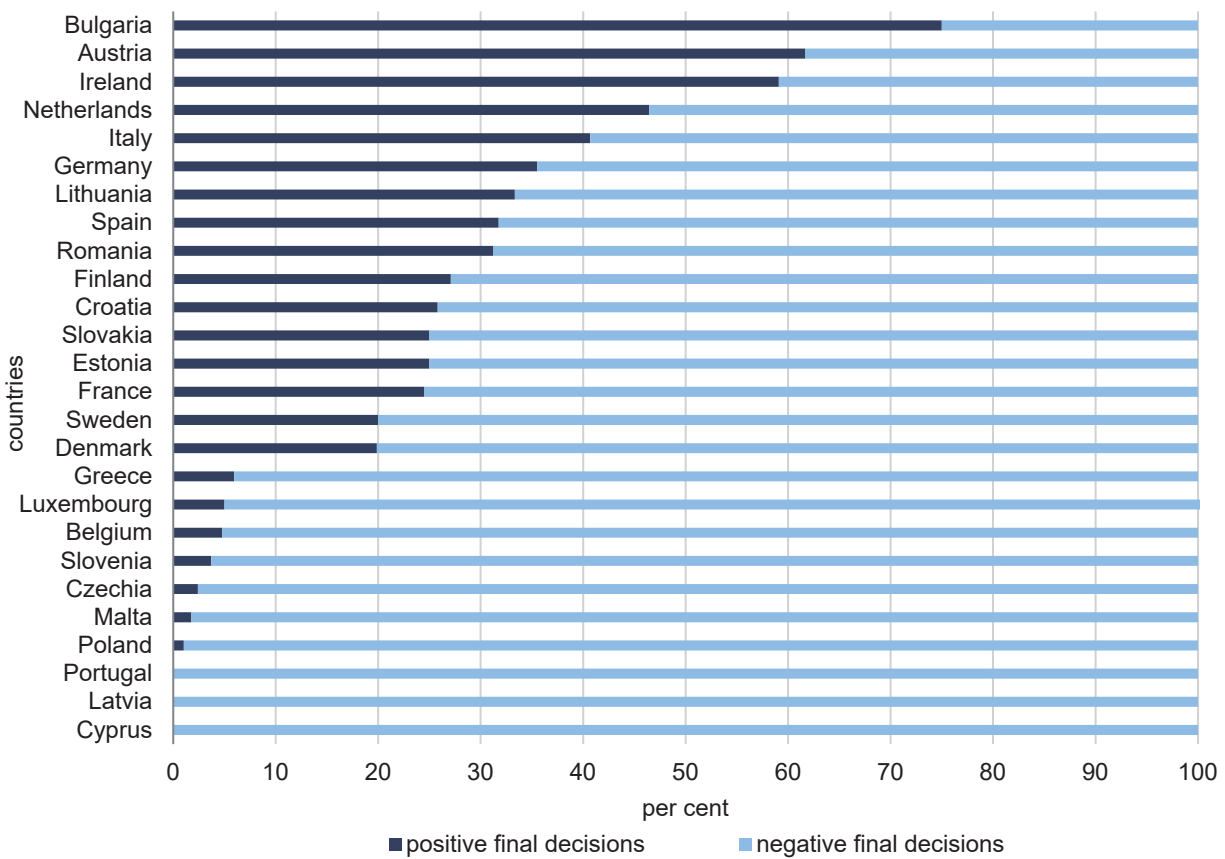
Note: Final instance decisions per million population for EU reporting countries are available in the annex (Table 10a).

Source: International Protection Appeals Tribunal

**Chart 5. Positivity rate for first instance and final instance decisions**



**Chart 6. Final instance decisions by EU reporting countries (rounded): 2020**



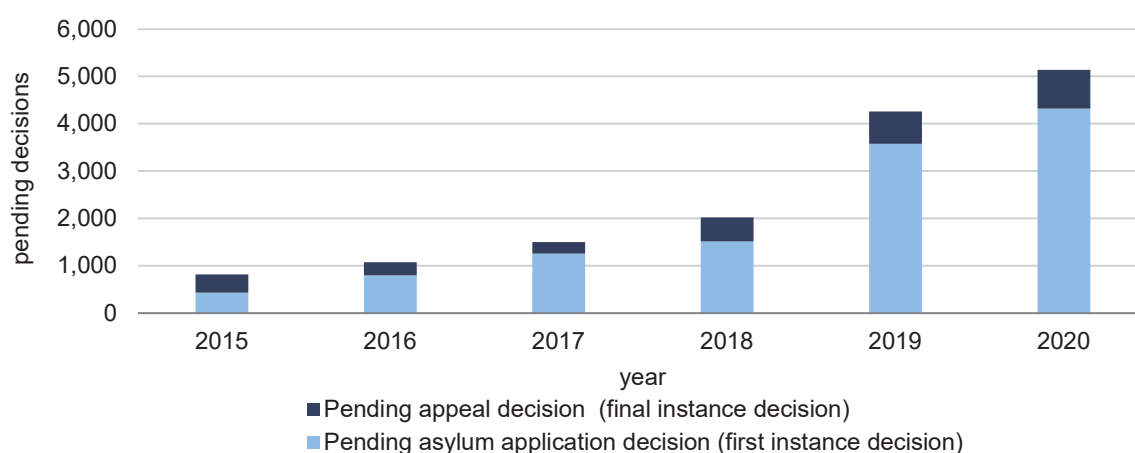
Source: Eurostat

**Table 11. Total asylum pending decisions as at end of year**

	Pending asylum application decision (First Instance Decision)	Pending appeal decision (Final Instance Decision)	Total
2015	433	383	816
2016	796	276	1,072
2017	1,256	246	1,502
2018	1,516	504	2,020
2019	3,574	685	4,259
2020	4,321	817	5,138

Note: The International Protection Agency's (IPA) premises was closed between 13 March 2020 and 17 May 2020 due to the COVID-19 lockdown. However, IPA was still receiving appointment requests to lodge an application.

Source: International Protection Agency (IPA) and International Protection Appeals Tribunal

**Chart 7. Total asylum pending decisions as at end of year**

Note: The International Protection Agency's (IPA) premises was closed between 13 March 2020 and 17 May 2020 due to the COVID-19 lockdown. However, IPA was still receiving appointment requests to lodge an application.

Source: International Protection Agency (IPA), International Protection Appeals Tribunal

**Table 12. Top 5 countries of citizenship pending asylum decisions: 2020**

Rank	Country of citizenship	Total	% total applicants
1	Sudan	1,165	22.7
2	Syria	423	8.2
3	Eritrea	379	7.4
4	Libya	363	7.1
5	Nigeria	295	5.7

Notes:

1. The International Protection Agency's (IPA) premises was closed between 13 March 2020 and 17 May 2020 due to the COVID-19 lockdown. However, IPA was still receiving appointment requests to lodge an application.
2. Table on pending decision by sex, country of citizenship and age available in the excel version of this news release (Table 12a).

Source: International Protection Agency (IPA) and International Protection Appeals Tribunal

**Table 13. Migrants residing in open centres and other institutional households by locality as at end of year**

Locality	2018	2019	2020
<b>Open centres</b>	<b>960</b>	<b>1,408</b>	<b>1,745</b>
Fgura	40	50	41
Floriana	73	-	-
Hal Far	847	1,238	1,631
Marsa <sup>1</sup>	-	120	73
<b>Other institutional households</b>	<b>218</b>	<b>213</b>	<b>254</b>
<b>Total</b>	<b>1,178</b>	<b>1,621</b>	<b>1,999</b>

<sup>1</sup> Includes only individuals residing in the Initial Reception Centre.  
Source: The Agency for the Welfare of Asylum Seekers (AWAS)

**Table 14. Migrants residing in open centres and other institutional households by sex and year**

Year	Males	Females	Total
2015	442	162	604
2016	486	187	673
2017	657	246	903
2018	907	271	1,178
2019	1,389	232	1,621
2020	1,674	325	1,999

Source: The Agency for the Welfare of Asylum Seekers (AWAS)

**Table 15. Top 5 countries of citizenship for residents of open centres and other institutional households: 2020**

Rank	Country of citizenship	Total	% total residents
1	Sudan	623	31.2
2	Eritrea	273	13.7
3	Somalia	230	11.5
4	Nigeria	123	6.2
5	Ethiopia	110	5.5

Note: Table on total open centre and institutional household residents by country of citizenship available in the excel version of this news release (Table 15a).

Source: The Agency for the Welfare of Asylum Seekers

**Table 16. Persons benefitting from resettlement, assisted voluntary return (AVR) programmes and relocation measures by year of departure**

Year of departure	Number of persons resettled <sup>1</sup>	Number of persons returned	Number of persons relocated <sup>2</sup>
2010	244	42	221
2011	180	31	164
2012	315	39	105
2013	412	55	16
2014	579	75	-
2015	570	12	-
2016	461	14	-
2017	173	19	-
2018	81	22	423
2019	16	16	619
2020	-	7	273

**Persons benefitting from relocation programmes by country of relocation: 2020**

Germany	125
France	106
Finland	25
Luxembourg	7
Portugal	6
Romania	4
<b>Total</b>	<b>273</b>

<sup>1</sup> Persons benefitting from resettlement programmes to States outside of the EU+.

<sup>2</sup> Persons benefitting from relocation measures to EU+ States.

Source: Third Country Nationals Unit, Ministry for Home Affairs, National Security and Law Enforcement

**Chart 8. Persons benefitting from resettlements, assisted voluntary return (AVR) programmes and relocation measures**



<sup>1</sup> Persons benefitting from resettlement programmes to States outside of the EU+.

<sup>2</sup> Persons benefitting from relocation measures to EU+ States.

Source: Third Country Nationals Unit, Ministry for Home Affairs, National Security and Law Enforcement

## Methodological Notes

1. This news release makes reference to various sources available to the NSO, including:
  - **The International Protection Agency:** the main source of data related to applications for asylum and asylum first decisions in Malta (previously known as The Office of the Refugee Commissioner).
  - **Agency for the Welfare of Asylum Seekers (AWAS):** the main source for data related to open centres.
  - **Police General Headquarters - Immigration Section:** the main source of statistics on boat arrivals and on forced returns involving third-country nationals.
  - **Third Country Nationals Unit, Ministry for Home Affairs, National Security and Law Enforcement:** the main source of statistics on resettlements, assisted voluntary returns and relocations.
  - **The International Protection Appeals Tribunal:** the main source of data related to appeals of asylum decisions and final instance decisions.
2. Asylum data are being presented in alignment with Eurostat guidelines provided in relation to Regulation (EC) No. 862/2007. Methodological information regarding applications can be accessed at: [http://ec.europa.eu/eurostat/cache/metadata/en/migr\\_asyapp\\_esms.htm](http://ec.europa.eu/eurostat/cache/metadata/en/migr_asyapp_esms.htm)  
Methodological information regarding Decisions on applications can be accessed at: [http://ec.europa.eu/eurostat/cache/metadata/en/migr\\_asydec\\_esms.htm](http://ec.europa.eu/eurostat/cache/metadata/en/migr_asydec_esms.htm)

### 3. Definitions

- **Asylum seeker:** A person who has requested asylum in a country and is awaiting a decision on the application under relevant national and international processes. This definition generally refers to all who apply for protection on an individual basis, irrespective of whether they lodge their application on arrival at an airport or land border, or from inside the country, and irrespective of whether they entered the territory legally or illegally.
- **Asylum applicant:** A person having submitted an application for international protection.
- **Application for asylum:** The application made by a third-country national or a stateless person which can be understood as a request for international protection from a Member State under the Geneva Convention. Any application for international protection is presumed to be an application for asylum unless a third-country national or a stateless person explicitly requests another kind of protection that can be applied for separately. An application for asylum is deemed to have been lodged once a form is submitted by the applicant for asylum or a report prepared by the authorities has reached the competent authorities.
- **Assisted voluntary returns (AVR):** Programmes which provide administrative and financial support to non-nationals residing in the country who wish to return permanently to their country of origin. Such support also ensures that their return is sustainable.
- **Geneva Convention status:** Refugee status granted within the meaning of Article 1 of the Geneva Convention relating to the Status of Refugees of 28th July 1951 to a person "owing to well-founded fear of being persecuted for reasons of race, religion, nationality, membership of a particular social group or political opinion, is outside the country of his nationality and is unable or, owing to such fear, is unwilling to avail himself of the protection of that country; or who, not having a nationality and being outside the country of his former habitual residence as a result of such events, is unable or, owing to such fear, is unwilling to return to it".
- **First instance decision:** A decision granted by the respective authority acting as a first instance of the administrative/judicial asylum procedure in the receiving country.
- **Final instance decision:** A decision against which there is no further possibility to appeal on the substance of the decision but only on procedural grounds.
- **Open centre population:** The Open Centre population includes persons residing in Hal Far Tent Village, Hal Far Open Centre, Hal Far Family Centre, Dar il-Liedna, Peace Lab, Marsa Open Centre (The Initial Reception Centre) and persons residing in residences run by the Malta Emigrants' Commission.
- **Person being a subject of a pending application:** A person who is the subject of an application for international protection under consideration by the responsible national authority at the end of the reference period. It includes the number of persons with pending applications at all instances of the administrative and/or judicial procedure.
- **Person granted authorisation to stay for humanitarian reasons:** A person covered by a decision granting authorisation to stay for humanitarian reasons under national law concerning international protection. It includes persons who are not eligible for international protection but are nonetheless protected against removal.

- **Person granted subsidiary protection status:** A person who is eligible for subsidiary protection is a third-country national or a stateless person who does not qualify as a refugee but in respect of whom substantial grounds have been shown for believing that the person concerned, if returned to his/her country of origin, or in the case of a stateless person, to his/her country of former habitual residence, would face a real risk of suffering serious harm and is unable, or, owing to such risk, unwilling to avail him/herself of the protection of that country (Art.2(e), Directive 2004/83/EC).
- **Refugee:** A third-country national who, owing to a well-founded fear of being persecuted for reasons of race, religion, nationality, political opinion or membership of a particular social group, is outside the country of nationality and is unable or, owing to such fear, is unwilling to avail him/herself of the protection of that country, or a stateless person, who, being outside of the country of former habitual residence for the same reason as mentioned above, is unable or, owing to such fear, unwilling to return to it (Art.2(d), Directive 2004/83/EC).
- **Rejected applicant:** A person covered by a decision rejecting an application for international protection under consideration by the responsible national authority.
- **Relocation:** Relocation is the transfer of third-country nationals or stateless from one EU+ State to another, where they are permitted to reside with a secure legal status.
- **Resettlement:** The transfer of third-country nationals or stateless to a country outside of the EU+ States, where they are permitted to reside with a secure legal status.
- **Stateless:** A person who is not considered as a national by any State under the operation of its law, as set out in Article 1 of the 1954 Convention relating to the Status of Stateless Persons.
- **Third-country national:** Any person who is not a citizen of the European Union.
- **Unaccompanied minor:** An asylum applicant considered to be an unaccompanied minor is a minor (aged less than 18) who arrives unaccompanied by an adult responsible for him. It includes a minor who is left unaccompanied after he has entered the country. In the case that an age assessment procedure is required, the age reported shall be the age determined by the mentioned procedure.

#### 4. Geographical information

- The **European Union** (EU27) includes Belgium, Bulgaria, the Czech Republic, Denmark, Germany, Estonia, Ireland, Greece, Spain, France, Croatia, Italy, Cyprus, Latvia, Lithuania, Luxembourg, Hungary, Malta, the Netherlands, Austria, Poland, Portugal, Romania, Slovenia, Slovakia, Finland, Sweden.
- The **European Union+** (EU+) States include Belgium, Bulgaria, the Czech Republic, Denmark, Germany, Estonia, Ireland, Greece, Spain, France, Croatia, Italy, Cyprus, Latvia, Lithuania, Luxembourg, Hungary, Malta, the Netherlands, Austria, Poland, Portugal, Romania, Slovenia, Slovakia, Finland, Sweden, the United Kingdom, Norway, Switzerland, Iceland and Liechtenstein.

#### 5. Other information

- Past News Releases can be accessed at:  
[https://nso.gov.mt/en/News\\_Releases/View\\_by\\_Unit/Unit\\_C5/Population\\_and\\_Migration\\_Statistics/Pages/WorId-Refugee-Day.aspx](https://nso.gov.mt/en/News_Releases/View_by_Unit/Unit_C5/Population_and_Migration_Statistics/Pages/WorId-Refugee-Day.aspx)
- Metadata can be accessed at: <https://metadata.nso.gov.mt/>

#### 6. More information relating to this news release may be accessed at:

Statistical concept: <https://metadata.nso.gov.mt/concepts.aspx>

Sources and methods:

[https://nso.gov.mt/en/nso/Sources\\_and\\_Methods/Unit\\_C5/Population\\_and\\_Migration/Pages/Migration-Statistics.aspx](https://nso.gov.mt/en/nso/Sources_and_Methods/Unit_C5/Population_and_Migration/Pages/Migration-Statistics.aspx)

#### 7. References to this news release are to be cited appropriately.

#### 8. A detailed news release calendar is available on:

[https://nso.gov.mt/en/News\\_Releases/Release\\_Calendar/Pages/News-Release-Calendar.aspx](https://nso.gov.mt/en/News_Releases/Release_Calendar/Pages/News-Release-Calendar.aspx)