

15 February 2022 | 1100 hrs | 022/2022

In the fourth quarter of 2021, the stock of licensed motor vehicles increased by 1,963 over the previous quarter.

Motor Vehicles: Q4/2021

At the end of December 2021, the stock of licensed motor vehicles stood at 413,019. Out of this total, 75.8 per cent were passenger cars, 13.8 per cent were commercial motor vehicles, 9.3 per cent were motorcycles/quadracycles/E-Kick Scooters and All-Terrain Vehicles (ATVs), while buses and minibuses amounted to less than one per cent (Table 1). During the quarter under review, the stock of licensed motor vehicles increased at a net average rate of 21 motor vehicles per day (Chart 2).

Newly licensed motor vehicles

Newly licensed motor vehicles put on the road during the period under review amounted to 4,992. The majority of the newly licensed motor vehicles, 2,990 or 59.9 per cent of the total, were passenger cars, followed by motorcycle/E-bicycle/PA-Bicycle with 1,333 or 26.7 per cent. Newly licensed 'new' motor vehicles amounted to 2,828 or 56.7 per cent of the total, whereas newly licensed 'used' motor vehicles totalled 2,164 or 43.3 per cent (Tables 2-4). An average of 54 motor vehicles per day were newly licensed during the quarter under review (Chart 3).

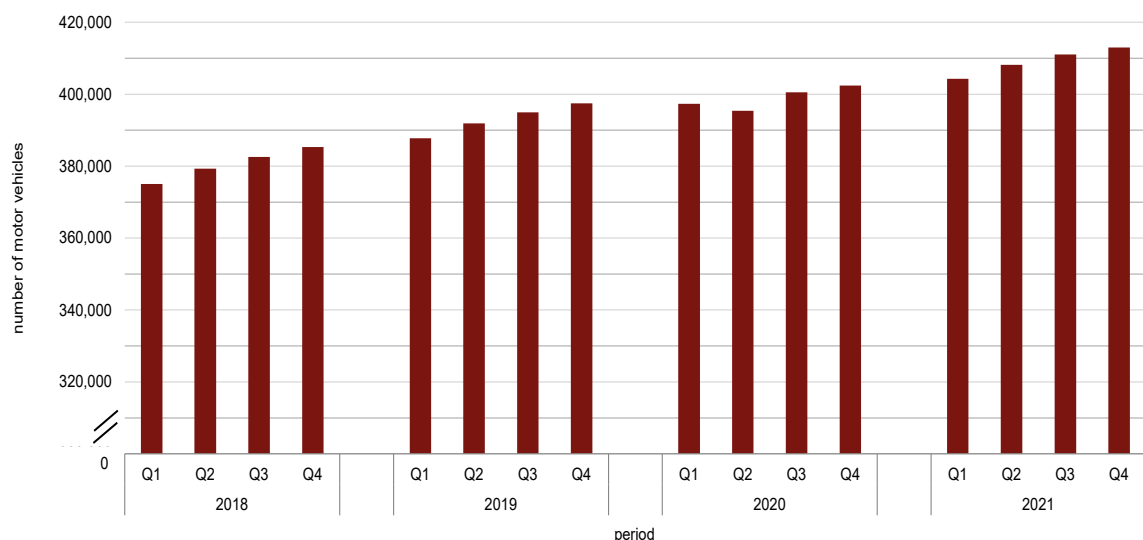
Motor vehicles under restriction

During the fourth quarter of 2021, 7,173 motor vehicles were taken off the road due to a restriction. Out of these, 35.8 per cent were scrapped, 33.5 per cent were garaged, while 29.1 per cent were put up for resale. Motor vehicles that had their restriction ending during the quarter under review totalled 4,213. The majority were recorded as being resold (53.1 per cent) or garaged (46.0 per cent) (Tables 5-6).

Motor energy type

As at the end of December 2021, 244,303 motor vehicles or 59.2 per cent of the total had petrol-powered engines. Diesel-powered motor vehicles reached 156,135 or 37.8 per cent of the total. Electric and plug-in hybrid motor vehicles accounted for 1.6 per cent of the entire stock, with a total of 6,625 motor vehicles. When compared to the previous quarter, increases of 33.3 per cent, 18.2 per cent and 15.2 per cent were registered in the plug-in hybrid (diesel-electric), plug-in hybrid (petrol-electric) and combined (diesel-LPG) motor vehicles respectively (Table 7) ■

Chart 1. Stock of licensed motor vehicles by period



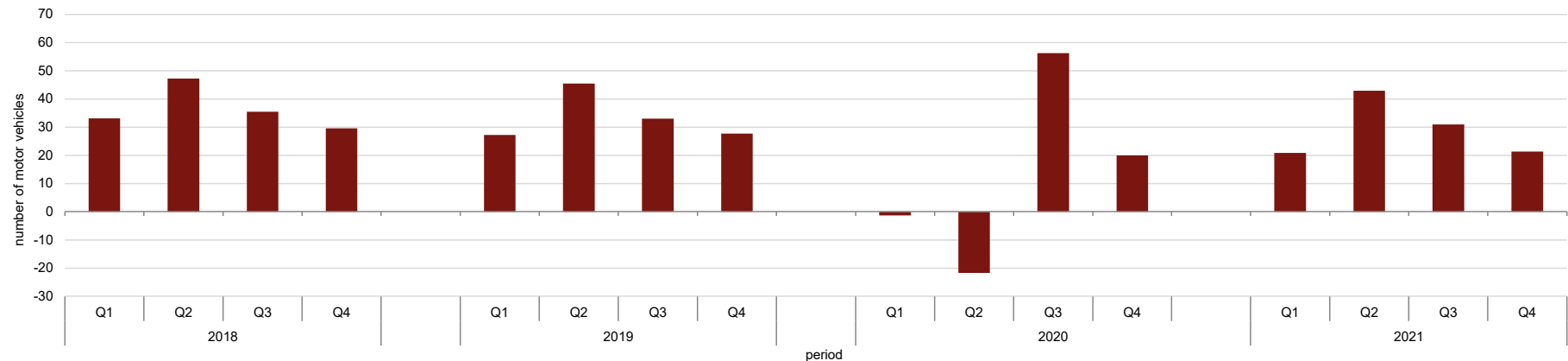
Statistics in this News Release should be interpreted in the context of the COVID-19 situation.

Table 1. Stock of licensed motor vehicles by vehicle group and period

Period	Agricultural	Coach and private bus	Minibus		Route bus	Motorcycle/E-Bicycle/ PA-Bicycle			E-Kick Scooter		Quad and ATV		Passenger car					Commercial vehicle			Total
			Garage hire	Other		Self-drive	Leased	Other	Leased	Other	Leased	Other	Leased	Other	Garage hire	Self-drive	Leased	Taxi	Other	Goods-carrying vehicle	
2018																					
Q1	2,062	376	180	1,084	436	10	476	24,626	-	-	135	1,058	1,467	1,344	8,136	292	282,318	46,411	3,475	1,155	375,041
Q2	2,087	378	174	1,103	437	10	597	25,419	-	-	166	1,059	1,656	1,431	8,527	292	284,514	46,852	3,494	1,142	379,338
Q3	2,103	381	167	1,111	439	10	644	26,149	-	-	152	1,063	1,826	1,397	8,623	291	286,353	47,221	3,534	1,141	382,605
Q4	2,116	388	165	1,123	436	10	637	26,682	-	-	151	1,056	2,011	1,170	8,608	291	288,062	47,695	3,578	1,147	385,326
2019																					
Q1	2,131	404	159	1,149	431	10	631	27,138	-	-	152	1,051	2,190	1,092	8,794	291	289,399	47,989	3,621	1,143	387,775
Q2	2,155	402	155	1,171	432	10	873	27,852	-	-	171	1,065	2,398	1,129	9,620	290	290,870	48,503	3,672	1,146	391,914
Q3	2,176	406	143	1,247	462	10	944	28,517	-	-	155	1,070	2,492	1,109	9,718	292	292,330	49,003	3,728	1,153	394,955
Q4	2,191	396	136	1,293	450	10	1,231	29,034	-	-	145	1,082	2,575	903	9,652	289	293,711	49,491	3,768	1,151	397,508
2020																					
Q1	2,220	307	123	1,302	403	10	1,113	29,507	-	-	131	1,081	2,563	780	8,556	289	294,221	49,831	3,804	1,150	397,391
Q2	2,253	234	106	1,205	422	9	882	30,120	-	-	104	1,102	2,300	544	6,785	251	294,161	49,961	3,822	1,152	395,413
Q3	2,285	321	105	1,330	448	8	976	30,705	174	1	128	1,130	2,438	610	8,437	278	295,752	50,437	3,855	1,168	400,586
Q4	2,323	330	107	1,350	435	8	942	31,163	174	17	109	1,146	2,340	460	8,038	254	297,266	50,870	3,921	1,174	402,427
2021																					
Q1	2,352	310	106	1,354	433	6	1,030	31,641	487	36	120	1,143	2,270	426	7,859	228	298,364	51,014	3,955	1,169	404,303
Q2	2,368	334	103	1,384	433	6	1,174	32,656	1,010	60	143	1,155	2,341	476	8,412	248	299,514	51,254	3,973	1,161	408,205
Q3	2,389	346	104	1,402	440	6	1,263	33,588	996	112	145	1,152	2,470	532	8,856	262	300,375	51,457	3,996	1,165	411,056
Q4	2,414	346	103	1,426	450	2	1,222	34,661	998	141	129	1,133	2,574	458	8,826	273	301,046	51,630	4,038	1,149	413,019

Note: As from the publication of Q3/2021 news release, data by vehicle group has been recategorized to include e-kick scooters. Refer to methodological note 6.

Chart 2. Average daily change in stock of licensed motor vehicles per quarter



Note: The values indicated in the chart above are calculated using the formula in methodological note 9. This may slightly differ from the change obtained from the formula indicated in methodological note 8 due to the cut-off dates of the different databases.

Table 2. Newly licensed motor vehicles by category and period

Period	Agricultural	Coach and private bus	Minibus	Route bus	Motorcycle/E-Bicycle/ PA-Bicycle	E-Kick Scooter	Quad and ATV	Passenger car	Goods-carrying vehicle	Special purpose vehicle	Road tractor	Total
2018	86	15	75	8	3,284	-	72	19,479	3,100	289	89	26,497
Q1	25	6	14	4	627	-	8	5,022	764	76	27	6,573
Q2	24	-	22	4	999	-	38	5,115	779	69	19	7,069
Q3	21	4	22	-	958	-	16	4,632	746	69	20	6,488
Q4	16	5	17	-	700	-	10	4,710	811	75	23	6,367
2019	85	47	206	46	3,766	-	59	18,889	3,251	348	100	26,797
Q1	14	19	30	6	628	-	9	4,931	783	78	27	6,525
Q2	26	7	29	-	1,116	-	14	5,272	856	99	20	7,439
Q3	27	17	83	40	1,026	-	15	4,519	824	99	29	6,679
Q4	18	4	64	-	996	-	21	4,167	788	72	24	6,154
2020	142	18	142	52	2,789	191	84	13,211	2,503	265	83	19,480
Q1	32	8	59	2	631	-	13	3,750	688	69	16	5,268
Q2	35	3	12	20	788	-	34	2,157	550	58	22	3,679
Q3	35	4	42	30	734	175	25	3,490	540	59	26	5,160
Q4	40	3	29	-	636	16	12	3,814	725	79	19	5,373
2021	120	7	92	7	4,592	1,075	63	12,877	1,892	253	56	21,034
Q1	32	1	17	-	638	332	23	3,307	484	73	14	4,921
Q2	28	1	19	-	1,384	548	18	3,345	469	59	15	5,886
Q3	28	4	27	-	1,237	153	15	3,235	468	52	16	5,235
Q4	32	1	29	7	1,333	42	7	2,990	471	69	11	4,992

Notes:

1. Figures include 'new' and 'used' licensed motor vehicles.
2. As from the publication of Q3/2021 news release, data by vehicle group has been recategorized to include e-kick scooters. Refer to methodological note 6.
3. Data for Q2/2021 has been revised.

Table 3. Newly licensed 'new' motor vehicles by category and period

Period	Agricultural	Coach and private bus	Minibus	Route bus	Motorcycle/E-Bicycle/ PA-Bicycle	E-Kick Scooter	Quad and ATV	Passenger car	Goods-carrying vehicle	Special purpose vehicle	Road tractor	Total
2018	7	1	21	-	2,511	-	62	8,175	905	41	7	11,730
Q1	1	1	5	-	441	-	4	2,206	200	10	3	2,871
Q2	2	-	7	-	753	-	36	2,181	204	14	-	3,197
Q3	3	-	6	-	779	-	14	1,814	272	8	1	2,897
Q4	1	-	3	-	538	-	8	1,974	229	9	3	2,765
2019	8	2	33	40	3,126	-	53	7,698	779	36	6	11,781
Q1	1	-	-	-	475	-	8	1,976	201	4	4	2,669
Q2	3	-	2	-	928	-	10	2,513	197	16	1	3,670
Q3	4	2	10	40	857	-	15	1,752	231	11	1	2,923
Q4	-	-	21	-	866	-	20	1,457	150	5	-	2,519
2020	15	1	96	51	2,373	191	81	4,602	630	42	6	8,088
Q1	4	-	39	1	522	-	10	1,440	179	10	2	2,207
Q2	2	-	5	20	698	-	34	714	121	8	1	1,603
Q3	4	1	30	30	635	175	25	1,282	135	9	3	2,329
Q4	5	-	22	-	518	16	12	1,166	195	15	-	1,949
2021	17	-	80	7	4,211	1,073	58	5,250	653	67	1	11,417
Q1	3	-	11	-	533	331	23	1,197	129	14	-	2,241
Q2	6	-	17	-	1,276	547	15	1,442	171	15	-	3,489
Q3	5	-	23	-	1,149	153	13	1,325	179	11	1	2,859
Q4	3	-	29	7	1,253	42	7	1,286	174	27	-	2,828

Note: As from the publication of Q3/2021 news release, data by vehicle group has been recategorized to include e-kick scooters. Refer to methodological note 6.

Table 4. Newly licensed 'used' motor vehicles by category and period

Period	Agricultural	Coach and private bus	Minibus	Route bus	Motorcycle/E-Bicycle/ PA-Bicycle	E-Kick Scooter	Quad and ATV	Passenger car	Goods-carrying vehicle	Special purpose vehicle	Road tractor	Total
2018	79	14	54	8	773	-	10	11,304	2,195	248	82	14,767
Q1	24	5	9	4	186	-	4	2,816	564	66	24	3,702
Q2	22	-	15	4	246	-	2	2,934	575	55	19	3,872
Q3	18	4	16	-	179	-	2	2,818	474	61	19	3,591
Q4	15	5	14	-	162	-	2	2,736	582	66	20	3,602
2019	77	45	173	6	640	-	6	11,191	2,472	312	94	15,016
Q1	13	19	30	6	153	-	1	2,955	582	74	23	3,856
Q2	23	7	27	-	188	-	4	2,759	659	83	19	3,769
Q3	23	15	73	-	169	-	-	2,767	593	88	28	3,756
Q4	18	4	43	-	130	-	1	2,710	638	67	24	3,635
2020	127	17	46	1	416	-	3	8,609	1,873	223	77	11,392
Q1	28	8	20	1	109	-	3	2,310	509	59	14	3,061
Q2	33	3	7	-	90	-	-	1,443	429	50	21	2,076
Q3	31	3	12	-	99	-	-	2,208	405	50	23	2,831
Q4	35	3	7	-	118	-	-	2,648	530	64	19	3,424
2021	103	7	12	-	381	2	5	7,627	1,239	186	55	9,617
Q1	29	1	6	-	105	1	-	2,110	355	59	14	2,680
Q2	22	1	2	-	108	1	3	1,903	298	44	15	2,397
Q3	23	4	4	-	88	-	2	1,910	289	41	15	2,376
Q4	29	1	-	-	80	-	-	1,704	297	42	11	2,164

Notes:

1. As from the publication of Q3/2021 news release, data by vehicle group has been recategorized to include e-kick scooters. Refer to methodological note 6.
2. Data for Q2/2021 has been revised.

Chart 3. Average daily newly licensed 'new' and 'used' motor vehicles per quarter

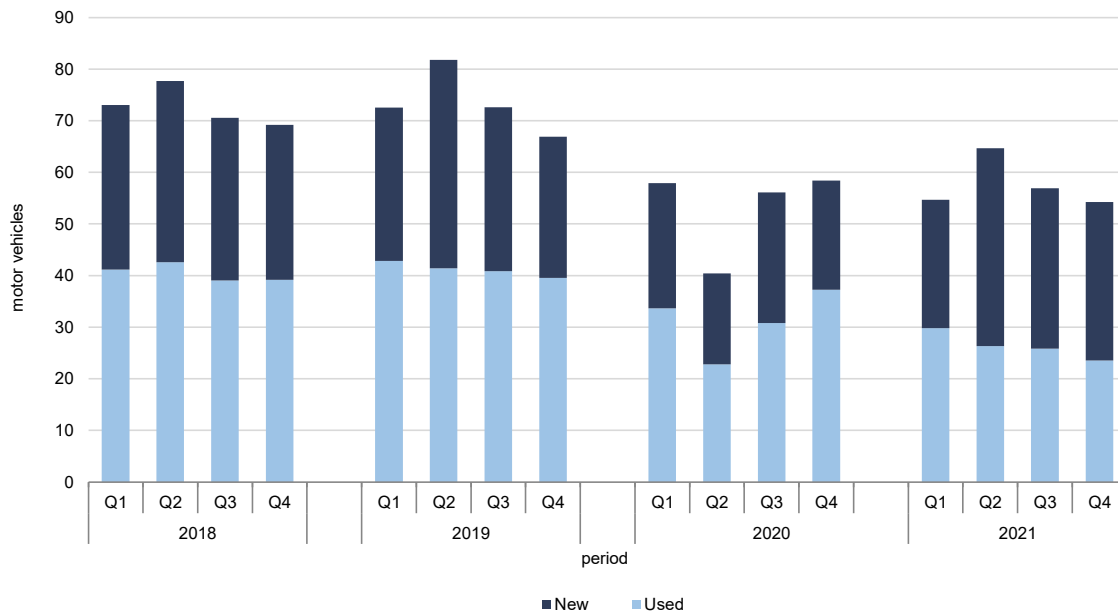


Table 5. Motor vehicles with restriction starting during Q4/2021 by category and restriction type

Restriction	Agricultural	Coach and private bus	Minibus	Route bus	Motorcycle/E-Bicycle	E-Kick Scooter	Quad and ATV	Passenger car	Goods-carrying vehicle	Special purpose vehicle	Road tractor	Total
Resale	1	-	-	-	112	1	5	1,769	194	6	-	2,088
Exported	1	-	-	-	12	-	-	45	6	-	3	67
Garaged	20	13	14	-	461	-	53	1,472	293	53	22	2,401
Scrapped	-	2	7	1	150	-	2	2,209	182	8	6	2,567
Other ¹	-	-	-	-	3	-	-	39	7	-	1	50
Total	22	15	21	1	738	1	60	5,534	682	67	32	7,173

¹ Other minor restrictions such as seized by police, no engine, etc.

Notes:

1. There may be motor vehicles with restriction starting and ending during the same quarter.
2. As from the publication of Q3/2021 news release, data by vehicle group has been recategorized to include e-kick scooters. Refer to methodological note 6.

Table 6. Motor vehicles with restriction ending during Q4/2021 by category and restriction type

Restriction	Agricultural	Coach and private bus	Minibus	Route bus	Motorcycle/E-Bicycle	E-Kick Scooter	Quad and ATV	Passenger car	Goods-carrying vehicle	Special purpose vehicle	Road tractor	Total
Resale	-	-	1	-	109	-	1	1,931	189	3	1	2,235
Exported ¹	-	1	-	-	1	-	-	7	-	1	-	10
Garaged	23	11	16	4	222	-	5	1,444	181	29	4	1,939
Other ²	-	2	-	-	4	-	-	18	5	-	-	29
Total	23	14	17	4	336	-	6	3,400	375	33	5	4,213

¹ Motor vehicles that have been exported and reimported.

² Other minor restrictions such as seized by police, no engine, etc.

Notes:

1. There may be motor vehicles with restriction starting and ending during the same quarter.
2. As from the publication of Q3/2021 news release, data by vehicle group has been recategorized to include e-kick scooters. Refer to methodological note 6.

Table 7. Stock of licensed motor vehicles by motor energy type and vehicle category as at end Q4/2021

Vehicle category	Petrol	Diesel	Electric	Mild Hybrid (Petrol-Electric)	Mild Hybrid (Diesel-Electric)	LPG	Combined (Petrol-LPG)	Combined (Diesel-LPG)	Plug-in Hybrid (Petrol-Electric)	Plug-in Hybrid (Diesel-Electric)	Total
Agricultural	27	2,387	-	-	-	-	-	-	-	-	2,414
Coach and private bus	-	335	-	-	-	-	-	11	-	-	346
Minibus	12	1,512	5	-	-	-	-	-	-	-	1,529
Route bus	-	443	7	-	-	-	-	-	-	-	450
Motorcycle/E-Bicycle/PA-Bicycle	34,193	16	1,675	-	-	1	-	-	-	-	35,885
E-Kick Scooter	-	-	1,139	-	-	-	-	-	-	-	1,139
Quad and ATV	1,116	-	146	-	-	-	-	-	-	-	1,262
Passenger car	207,548	96,414	1,783	3,842	157	5	1,762	2	1,656	8	313,177
Goods-carrying vehicle	1,345	50,087	134	-	3	4	38	19	-	-	51,630
Special purpose vehicle	61	3,795	72	-	-	95	11	4	-	-	4,038
Road tractor	1	1,146	-	-	-	-	-	2	-	-	1,149
Total	244,303	156,135	4,961	3,842	160	105	1,811	38	1,656	8	413,019
% change over Q3/2021	0.4	-0.1	13.2	10.2	8.8	6.1	2.5	15.2	18.2	33.3	0.5

Notes:

1. As from the publication of Q3/2021 news release, data by vehicle group has been recategorized to include e-kick scooters. Refer to methodological note 6.
2. As from the publication of Q3/2021 news release, data by motor energy type has been recategorized between mild hybrid engines and plug-in hybrid engines. Refer to methodological note 6.

Methodological Notes

1. This news release is based on data provided by Transport Malta.
2. Data in this news release is subject to revision.
3. As from the publication of Q3/2021 news release, data by vehicle group has been recategorized to include e-kick scooters. Refer to methodological note 6.
4. Data is being presented in consistency with international counterparts (Eurostat/ITF/UNECE) according to the 5th edition of the Illustrated [Glossary for Transport Statistics](#).
5. As from 2020, the commentary in this News Release is focused on quarterly comparison of stock of motor vehicles, rather than annual as was done in previous news releases. This modification was introduced as the data relates mainly to stock values and not flow values. This change has only affected the perspective of the commentary.

6. Definitions:

a. Motor vehicle categories and classifications

- **Agricultural:** motor vehicle, normally a tractor, designed exclusively or primarily for agricultural purposes; licensed to use roads open to public traffic.
- **Coach and private bus:** passenger road motor vehicle designed to carry more than 24 persons (including driver), and with a provision to carry seated and standing passengers.
- **Minibus/mini-coach:** passenger road motor vehicle designed to carry 10-23 seated or standing persons (including the driver).
- **Route bus:** bus licensed to operate on established bus routes.
- **Motorcycle:** two-, three- or four-wheeled road motor vehicle not exceeding 400kg of unladen weight. All such vehicles with a cylinder capacity of 50cc or over are included, as are those under 50cc which do not meet the definition of moped.
- **E-Bicycle/PA-Bicycle:** cycle with supportive electrical power unit. Due to the negligible number of powered bicycles, such data is included with motorcycles.
- **E-Kick Scooter:** a stand-up device that has a handlebar, a deck and small hard wheels powered by an electric motor and which also allows for human propulsion.
- **Moped:** two-, three- or four-wheeled road motor vehicle which is fitted with an engine having a cylinder capacity of less than 50cc and a maximum authorised design speed in accordance with national regulations. In this news release, mopeds are included together with motorcycles.
- **Quad (Quadricycle)/ATV (All-Terrain Vehicle):** four-wheeled road motor vehicle not exceeding 400kg of unladen weight. All such vehicles with a cylinder capacity of 50cc or over are included, as are those under 50cc which do not meet the definition of moped.
- **Passenger road vehicle:** a road motor vehicle designed, exclusively or primarily, to carry one or more persons. This category includes motorcycles, mopeds, passenger cars, vans designed and used primarily for transport of passengers, taxis, hire cars, ambulances, buses, coaches, minibuses and motor homes.
- **Passenger car:** road motor vehicle, other than a moped, motorcycle or Quad/ATV, intended for the carriage of passengers and designed to seat no more than nine persons (including the driver). This category includes passenger cars, vans designed and used primarily for transport of passengers, taxis, hire cars, ambulances, motor homes (not caravans), hearses and microcars.
- **Goods-carrying vehicle:** road motor vehicle designed, exclusively or primarily, to carry goods. This category includes: (i) light goods road motor vehicles with a gross vehicle weight of not more than 3,500kg designed exclusively or primarily to carry goods, such as vans and pick-ups; (ii) heavy goods road motor vehicles with a gross vehicle weight above 3,500kg designed to carry goods.
- **Road tractor:** road motor vehicle designed, exclusively or primarily, to haul other road motor vehicles which are not power driven (mainly semi-trailers).
- **Special purpose vehicle:** road motor vehicle for purposes other than the carriage of passengers or goods. This category includes: fire brigade vehicles; mobile cranes; self-propelled rollers; bulldozers with metallic wheels or track; vehicles for recording film, radio and TV broadcasting; mobile library vehicles; mobile kiosks; towing vehicles for vehicles in need of repair and other special purpose road motor vehicles.
- **Garage hire:** chauffeur-driven car for hire with driver without pre-determined routes. The method of hire is normally: (i) Flagging down the street; (ii) Picking up at a designated taxi rank; (iii) Telephoning for collection; (iv) Booking through mobile apps or internet.
- **Self-drive car/motorcycle:** passenger road motor vehicle available for hire (without chauffeur). A 'K' plate is assigned to all motor vehicles falling in this category.
- **Taxi:** licensed passenger car for hire with driver without pre-determined routes. The method of hire is normally: (i) Flagging down the street; (ii) Picking up at a designated taxi rank; (iii) Telephoning for collection. In Malta this category refers only to a specific taxi license and commonly recognised as white taxis.
- **Leased:** a contract under which the owner of a motor vehicle grants to another person the exclusive possession of the motor vehicle for an agreed period, in return for a consideration, and under such conditions that the possessor of the motor vehicle will be obliged to pay the full amount of the consideration, or a penalty, to the owner of the motor vehicle, should the contract be terminated before the expiration of the agreed period. A 'QZ' plate is assigned to all motor vehicles falling in this category. In recent years, this category is taking over the 'self drive vehicles' category.
- **Other:** this category includes any other use/ownership (mostly private), not mentioned above.

b. **Alternative vehicle motorisation types**

- **Electric/battery-operated:** electrically-operated motor vehicle, totally independent of a fuel-driven engine.
- **Mild hybrid petrol-electric vehicle (not plug-in):** road motor vehicle using petrol for propulsion, with an additional one or more electric motors for propulsion, where the electric motor(s) are powered from a traction battery which is charged by a generator driven by the petrol engine. Plug-in hybrid petrol-electric vehicles are not included.
- **Mild hybrid diesel-electric vehicle (not plug-in):** road motor vehicle using diesel for propulsion, with an additional one or more electric motors for propulsion, where the electric motor(s) are powered from a traction battery which is charged by a generator driven by the diesel engine. Plug-in hybrid diesel-electric vehicles are not included.
- **Plug-in hybrid petrol-electric vehicle:** hybrid petrol-electric vehicle where the traction battery can also be charged from an external electricity source (such as an electric socket). Mild hybrid petrol-electric vehicles are not included.
- **Plug-in hybrid diesel-electric vehicle:** hybrid diesel-electric vehicle where the traction battery can also be charged from an external electricity source (such as an electric socket). Mild hybrid diesel-electric vehicles are not included.
- **Combined:** a combined engine motor vehicle is one that uses two or more distinct non-electric power sources. Combination types include: Petrol/LPG, Diesel/LPG.

c. **Motor vehicle restrictions**

- **Restrictions:** conditions imposed on a motor vehicle's licence. Restrictions can be either temporary such as garaged, seized, resale, etc., or permanent (i.e. motor vehicle is indefinitely removed from circulation on national territory), such as exported, scrapped or destroyed. In this news release, only data of the four main restrictions (resale, exported, scrapped, garaged) are reported.
- **Resale:** a motor vehicle which has been de-licensed and put up for resale. The motor vehicle cannot be used on the road until licensed again when sold.
- **Exported:** a motor vehicle licensed in Malta which has been exported.
- **Garaged:** a motor vehicle no longer licensed for use on the road. This category excludes motor vehicles which have been scrapped or exported. A motor vehicle may be garaged for a particular period, then re-licensed after this period.
- **Scrapped:** a motor vehicle which has been scrapped/destroyed and therefore, indefinitely removed from circulation.
- **Other:** a motor vehicle which has been de-licensed for other reasons not listed above such as stolen, seized, engine removed, arrears issues and other minor restrictions.

7. Newly licensed motor vehicles' data (new and used) shows the number of motor vehicles licensed for the first time to be used on Maltese roads. These values approximately indicate also the local sales of motor vehicles during the applicable period. Transfers of motor vehicles between owners are not included.

8. The stock change for each quarter =

Stock recorded in previous quarter

+ newly licensed motor vehicles in quarter under review

- number of motor vehicles with restriction starting during quarter under review

+ number of motor vehicles with restriction ending during the quarter under review

The final number might differ slightly from the actual stock due to the cut-off dates of the different databases.

9. Net average daily increase of stock of licensed vehicles =

$$\frac{\text{stock recorded in quarter under review} - \text{stock recorded in previous quarter}}{\text{number of days in quarter under review}}$$

10. Average daily increase of newly licensed motor vehicles =

$$\frac{\text{newly licensed motor vehicles (new and used)}}{\text{number of days in quarter under review}}$$

11. More information relating to this news release may be accessed at:

Sources and Methods:

https://nso.gov.mt/en/nso/Sources_and_Methods/Unit_B3/Environment_Energy_Transport_and_Agriculture_Statistics/Pages/Motor-Vehicles.aspx

Statistical Concepts: <https://metadata.nso.gov.mt/concepts.aspx>

12. References to this news release are to be cited appropriately.

13. A detailed news release calendar is available on:

https://nso.gov.mt/en/News_Releases/Release_Calendar/Pages/News-Release-Calendar.aspx