

In 2021, cinemas in Malta and Gozo projected 358 different film titles and registered a total of 269,763 admissions.

Cinema Statistics: 2021

In 2021, there were six cinema establishments with a total of 25 screens and a seating capacity of 1,633 (Tables 1 and 2). Of these six cinemas, two were situated in Gozo.

A total of 358 film titles and 21,297 screenings were exhibited in 2021, amounting to an average of 59 screenings per film. Last year, cinemas registered a total of 269,763 admissions. Maltese productions, many of which belonged to the short films rather than the feature films category, had 11,938 admissions with a total gross box office of €87,176 in 439 screenings. On the other hand, foreign productions, which besides the traditional feature films included also event cinema, had 257,825 admissions with a total gross box office of €1,881,087 in 20,858 screenings (Table 4a).

During the second year of the pandemic, cinema audiences had a choice of 358 distinct shows, of which just under two-thirds were fiction films. These films attracted over four-fifths of total admissions (Table 7).

During 2021, the most popular film titles were 'No Time to Die', 'Spider-Man: No Way Home' and 'Fast & Furious 9' amounting to 11.9 per cent, 9.3 per cent and 5.2 per cent of total admissions respectively. (Table 8).

In terms of age classification, 28.2 per cent of films shown in cinemas were rated '15', while 18.2 per cent were rated as '12A'. Those rated as '18' were lowest at 4.2 per cent (Table 9).

The running time of 59.8 per cent of the films projected in 2021 fell within the 76 to 120 minutes bracket. These were followed by screenings with a duration of up to 60 minutes, amounting to 20.6 per cent (Table 10). As per type of screening, the 'Live/Encore' type of screenings, including operas, ballets, and theatre, had the longest running time with an average of 140 minutes. On the other hand, documentaries were the shortest with an average running time of 69 minutes (Chart 6). With reference to the number of staff members, last year, cinemas were found to be employing an average of 77 persons, of which 79.2 per cent were engaged on a part-time basis (Table 11) ■

Table 1. Number of cinema establishments and capacity by number of screens

Number of screens	Number of cinema establishments	Seating capacity
5 or less	4	901
More than 5	2	732
Total	6	1,633

Note: Seating capacity in 2021 was affected by the social distancing rules introduced by the Health Authorities due to the COVID-19 pandemic.

Table 2. Number of screens at cinema establishments by type of projection and accessibility

Type of projection in theatre	Number of cinema establishments	Number of screens	% of total screens
Digital non-3D Film	2	17	68.0
Digital 3D Film	4	8	32.0
Total	6	25	100.0
Screens accessible to persons with disability	6	20	80.0

Notes:

1. Cinema establishments with theatres supporting both Digital non-3D and Digital 3D types of projection were classified under Digital 3D category.
2. The share of screens accessible to disabled persons is calculated over the total number of screens.

Table 3. Cinema establishments by type of ticketing facilities and snack kiosks

Type of ticketing facility	Number	% total
Reservation of tickets by phone	4	66.7
Purchasing online and pick-up at cinema	3	50.0
Purchasing online and print-at-home	5	83.3
Snack kiosks:		
None	1	16.7
1 only	3	50.0
More than 1	2	33.3
Total number of establishments	6	100.0

Note: In the first part of the table, the count denotes the different types of ticketing systems.

Chart 1. Percentage of screenings by country of origin of film

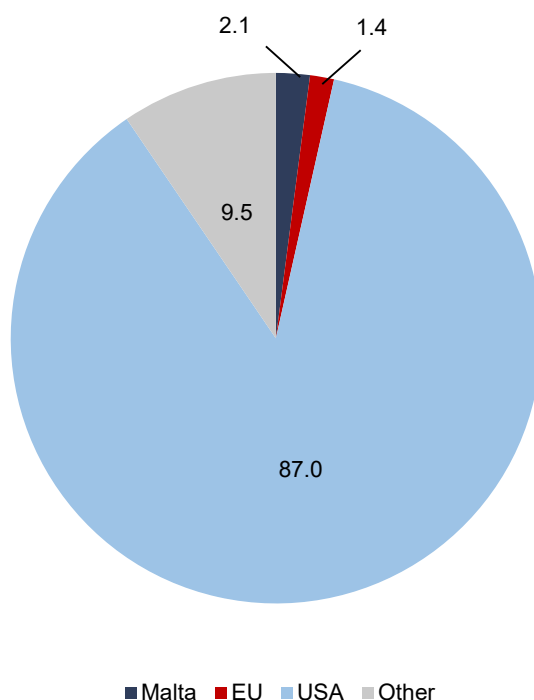


Table 4a. Total cinema admissions, screenings and gross box office receipts by country of origin of film exhibited

Country of origin of film	Number of film titles	Number of admissions	Total number of screenings	Gross Box Office receipts (€)
Malta	40	11,938	439	87,176
Foreign:	318	257,825	20,858	1,881,087
EU	83	4,657	308	21,362
USA	133	236,175	18,521	1,749,185
Other	102	16,993	2,029	110,540
Total	358	269,763	21,297	1,968,263

Table 4b. Short films admissions, screenings and gross box office receipts by country of origin of film exhibited

Country of origin of film	Number of film titles	Number of admissions	Total number of screenings	Gross Box Office receipts (€)
Malta	29	1,040	29	1,469
Foreign:	36	1,592	82	2,229
EU	14	690	36	1,028
USA	:	:	:	:
Other	20	782	42	1,087
Total	65	2,632	111	3,698

: Cannot be published due to low counts

Table 5. Admissions by country of origin of film

Country of origin	Number of admissions	% admissions
USA	236,175	87.5
UK	7,363	2.7
Malta	11,938	4.4
Italy	481	0.2
Canada	4,739	1.8
Other	9,067	3.4
Total	269,763	100.0

Chart 2. Average number of admissions per film by country of origin of film

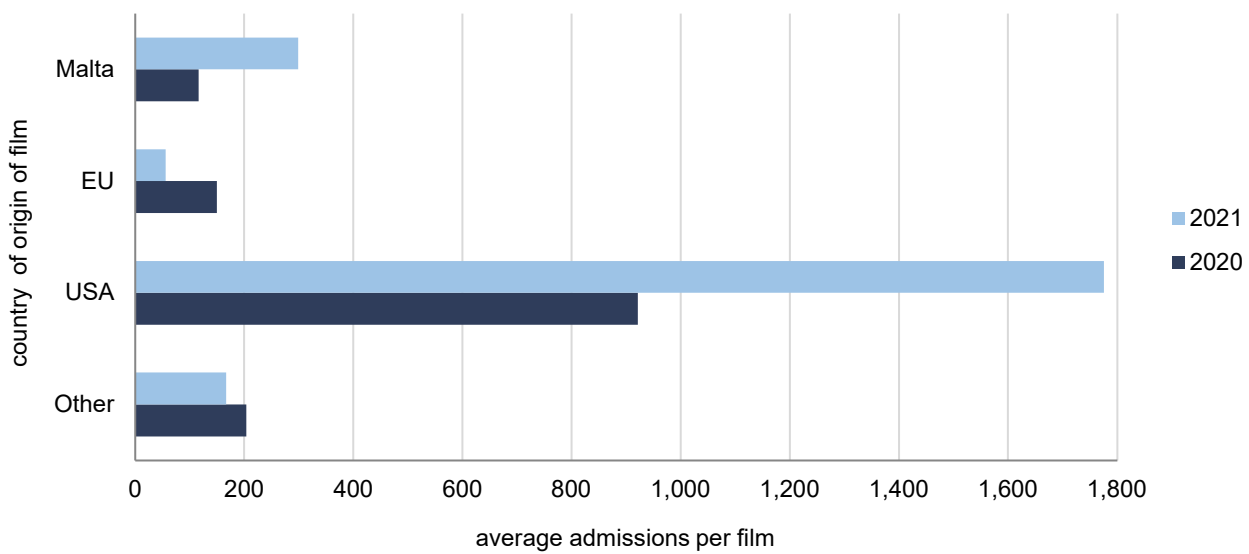


Chart 3. Average number of screening days per film by country of origin of film

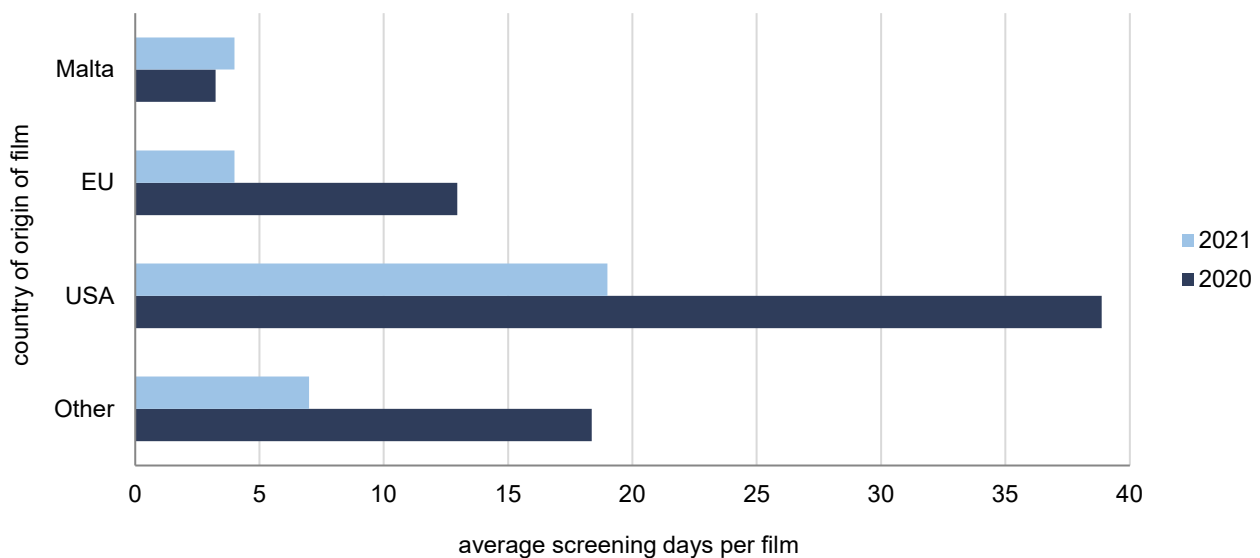


Table 6. Number of film shows by occurrence and genre of release

Genre	First-time releases		Re-releases		Total	
	No.	% total	No.	% total	No.	% total
Animation	55	11.9	27	28.4	82	14.7
Documentary	56	12.1	6	6.3	62	11.1
Fiction (Non-animation)	329	70.9	49	51.6	378	67.6
Live/encore screenings	15	3.2	13	13.7	28	5.0
Other	9	1.9	-	-	9	1.6
Total	464	100.0	95	100.0	559	100.0

Table 7. Number of admissions by genre of film exhibited

Genre	Number of film titles	Number of admissions	% admissions	Average admissions per film
Animation	42	40,905	15.2	974
Documentary	52	2,097	0.8	40
Fiction (Non-animation)	228	224,778	83.3	986
Live/encore screenings	28	1,380	0.5	49
Other	8	603	0.2	75
Total	358	269,763	100.0	754

Table 8. Top ten films ranked by number of admissions¹

Rank	Film title	Country of origin	Type	Number of admissions	% admissions
1	No Time to Die	USA	Fiction (Non-animation)	32,096	11.9
2	Spider-Man: No Way Home	USA	Fiction (Non-animation)	24,969	9.3
3	Fast & Furious 9	USA	Fiction (Non-animation)	14,024	5.2
4	Venom: Let There Be Carnage	USA	Fiction (Non-animation)	11,069	4.1
5	Shang-Chi and the Legend of the Ten Rings	USA	Fiction (Non-animation)	10,547	3.9
6	Free Guy	USA	Fiction (Non-animation)	9,804	3.6
7	House of Gucci	USA	Fiction (Non-animation)	9,070	3.4
8	Jungle Cruise	USA	Fiction (Non-animation)	8,781	3.3
9	Dune	USA	Fiction (Non-animation)	8,585	3.2
10	Luzzu	MT	Fiction (Non-animation)	8,200	3.0

¹ Data on admissions is split according to month of admission and not the month of release.

Chart 4. Average gross box office receipts per film by country of origin of film

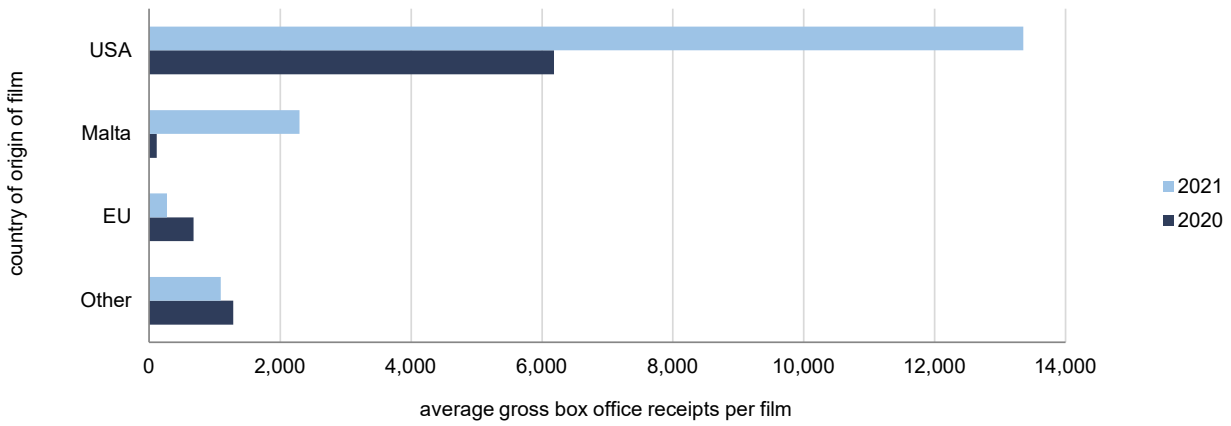


Chart 5. Percentage gross box office receipts by country of origin of film

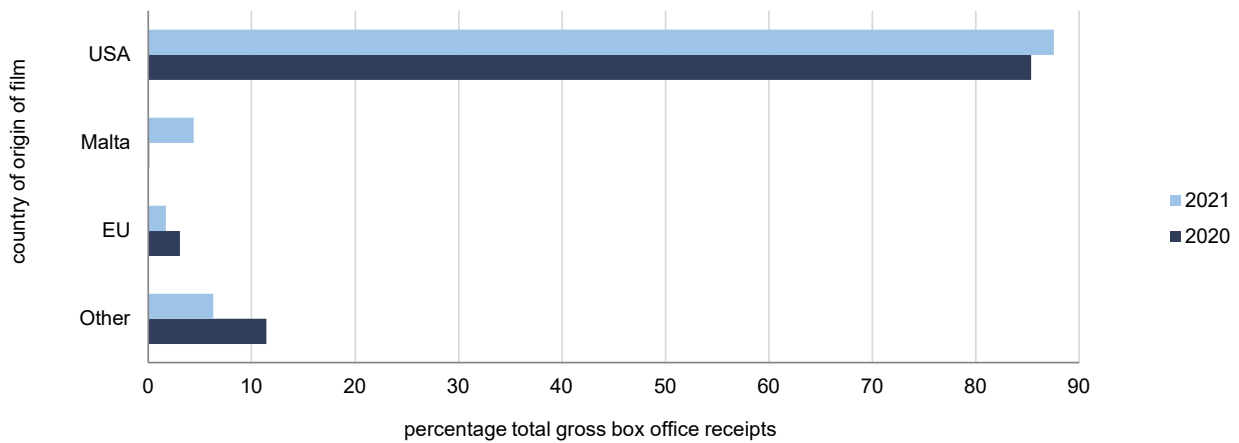


Table 9. Age classification of films

	Number of film titles	%
'U' - Universal	24	6.7
'PG' - Parental Guidance	57	15.9
'12A' - Suitable for persons aged 12 years and over, provided that persons aged younger than 12 years may attend only when accompanied by an adult	65	18.2
'12' - Persons aged 12 years and over are admitted	25	7.0
'15' - Suitable for persons aged 15 years and over	101	28.2
'18' - Suitable for persons aged 18 years and over	15	4.2
Not applicable / Unknown	71	19.8
Total	358	100.0

Table 10. Running time of films

	Number of film titles	%
Up to 60 minutes	74	20.6
61 to 75 minutes	2	0.6
76 to 120 minutes	214	59.8
121 to 180 minutes	66	18.4
Longer than 180 minutes	2	0.6
Total	358	100.0

Chart 6. Average running time by type of film

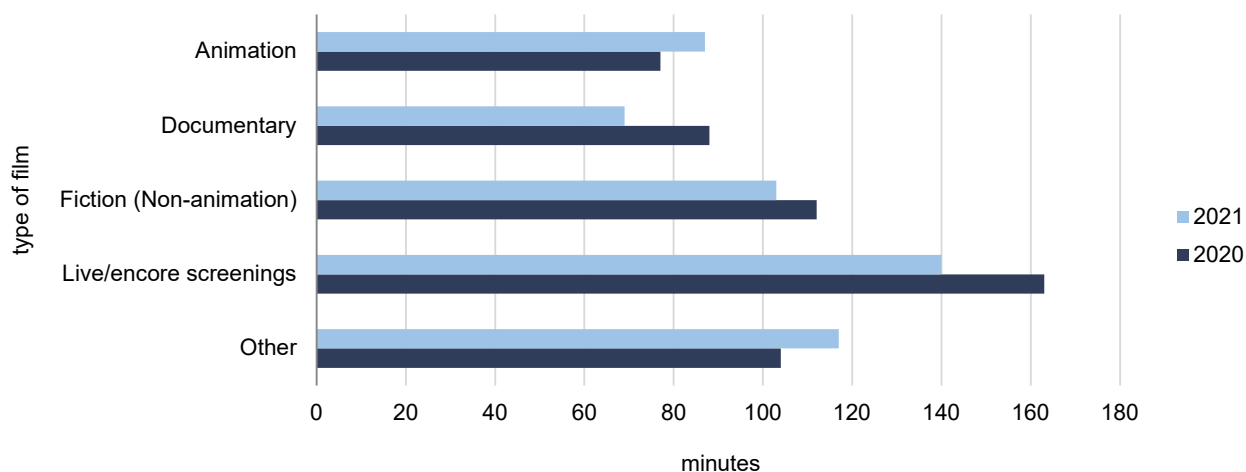


Table 11. Staff levels by quarter

	Jan-Mar	Apr-Jun	Jul-Sep	Oct-Dec	Average
Employed	54	46	93	114	77
Full-time	16	15	16	18	16
Part-time	38	31	77	96	61
Voluntary workers	4	-	-	-	1
Total	58	46	93	114	78

Methodological Notes

1. A cinema establishment is defined as a fixed commercial business installation primarily engaged in the commercial projection of cinematographic audio-visual works (in 35mm and/or digital format using a minimum of 1.3K resolution), through a regular film programming schedule and ticketing system.
2. Information in this news release was obtained through a survey carried out among all active cinema establishments in Malta and Gozo during reference year 2021.
3. In this survey:
 - a film title refers to a single film that is screened across the various cinema establishments;
 - a film show, also includes feature films; short films (having a running time of 40 minutes or less); opera, ballet and theatre performances broadcasted; from foreign theatres; music concerts broadcasted from abroad; and art exhibitions on screen etc.;
 - a screening refers to the number of times a film title is shown in the Maltese Islands irrespective of the cinema establishment which projects it.
4. Film details were verified with the Europa Cinemas and IMDB websites.
5. The survey is dependent on the information provided to the NSO by respondents. While every effort has been made to minimise the extent of under-reporting, the NSO is not responsible for inaccuracies that may emerge as a result of such under-reporting.
6. Totals may not add up due to rounding.
7. The data in this release should be considered as final, although minor revisions may be necessary subject to further provision of data.
8. References to this news release are to be cited appropriately.
9. Statistics in this news release should be interpreted in the context of the COVID-19 situation. Due to the pandemic restrictions, cinemas were closed between 11th March and 06th June 2021.
10. The advanced news release calendar may be accessed at:
https://nso.gov.mt/en/News_Releases/Release_Calendar/Pages/News-Release-Calendar.aspx