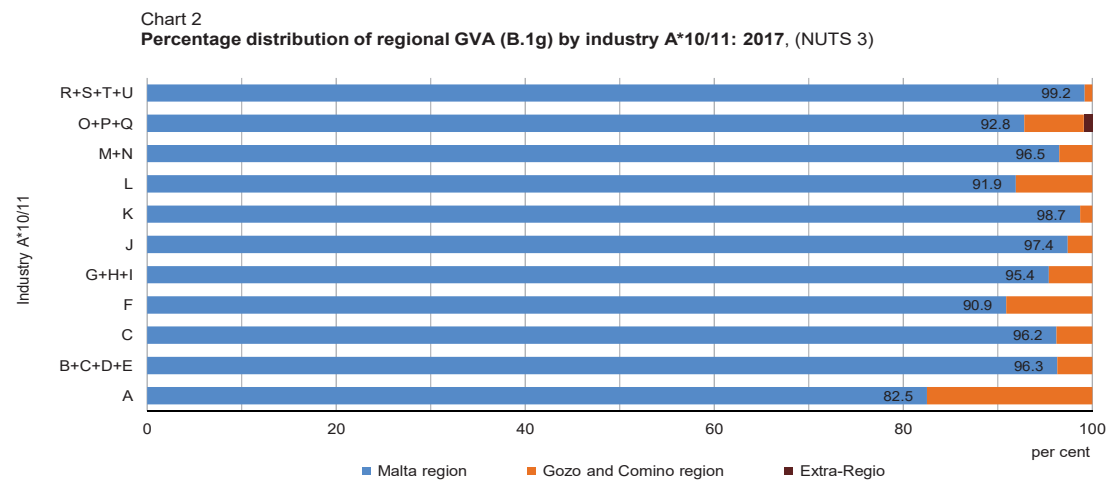
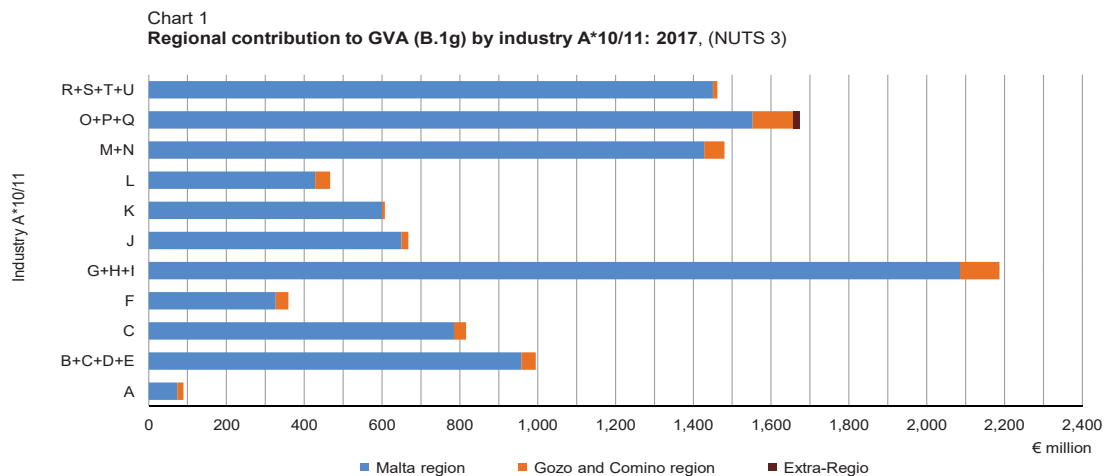


Provisional estimates for 2017 indicate that the contribution of Gozo and Comino region to national Gross Domestic Product (GDP) at market prices accounted for 4.2 per cent or €473.4 million.

Regional Gross Domestic Product: 2012-2017

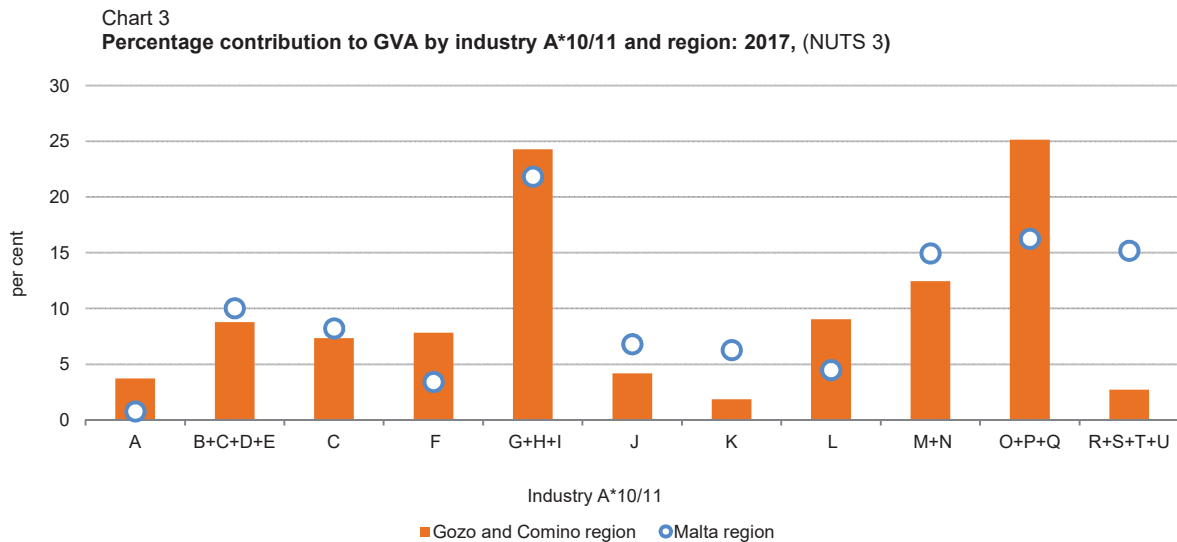
Regional Gross Value Added (GVA) Profile

In 2017, the GVA at basic prices in the regions of Malta, and Gozo and Comino was estimated at €9,553.4 and €418.5 million, respectively; reflecting a corresponding increase of 9.0 and 10.9 per cent over 2016 (Table 1). Charts 1 and 2 illustrate analyses of the contributions to national GVA by industry (A*10/11) and region (NUTS 3).



Malta region

Most industries registered increases in GVA during 2017, with the exception of agriculture, forestry and fishing (A) and real estate activities (L). The slight drop registered in real estate activities is due to an enterprise reclassification. The industries of wholesale and retail trade; repair of motor vehicles and motorcycles; transportation and storage; accommodation and food service activities (G, H and I) accounted for the highest share of GVA (21.8 per cent) and registered a growth of 7.6 per cent over 2016. The industries comprising public administration and defence; compulsory social security; education; human health and social work activities (O, P and Q) contributed to the second largest share of the GVA (16.3 per cent). These industries registered a growth in GVA of 8.1 per cent when compared to 2016 (Table 1, Chart 3).

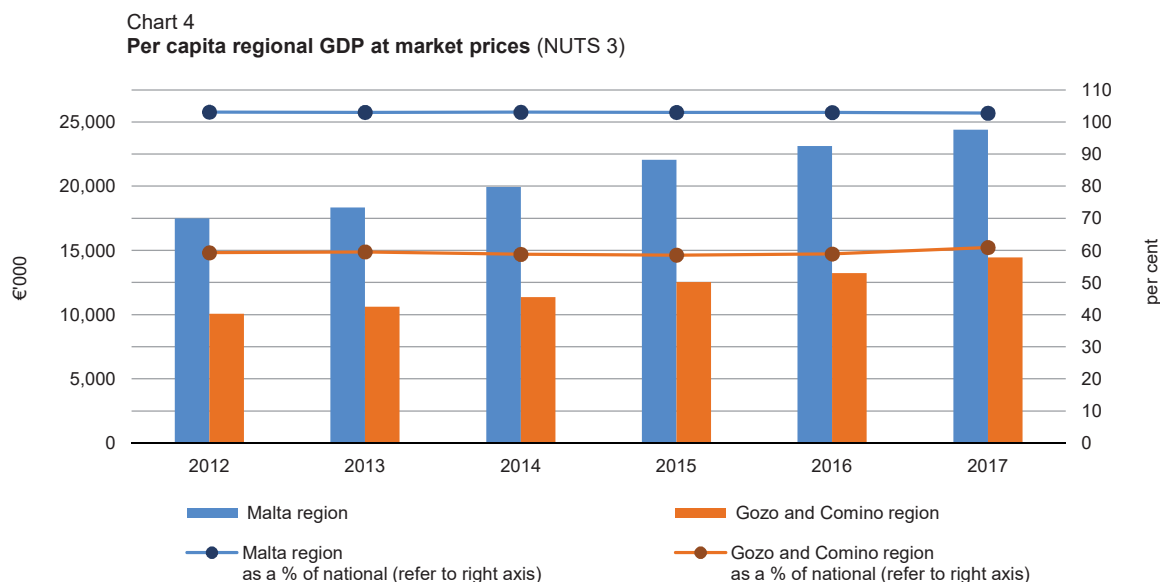


Gozo and Comino region

Similar to Malta region, almost all industries registered increases in GVA in 2017 when compared to the previous year, with the exception of the industries of agriculture, forestry and fishing (A). In 2017, the industries comprising the public administration and defence; compulsory social security; education; human health and social work activities (O, P and Q) accounted for the highest share at 25.1 per cent of the total GVA. When compared to the previous year, these industries registered an increase of 7.8 per cent. The industries of wholesale and retail trade; repair of motor vehicles and motorcycles; transportation and storage; accommodation and food service activities (G, H and I) accounted for the second highest share of the GVA at 24.3 per cent and have registered a growth of 8.5 per cent over 2016 (Table 1, Chart 3).

Regional Gross Domestic Product

In 2017, GDP at market prices in the regions of Malta, and Gozo and Comino was estimated at €10,806.1 and €473.4 million, respectively, corresponding to 95.7 and 4.2 per cent of national GDP at market prices. GDP per capita at market prices increased year-on-year in both regions. The per capita GDP at market prices for the Malta region as a percentage of the national was 102.7 per cent while that of the Gozo and Comino region was of 60.9 per cent. The per capita regional GDP does not reflect the income available to the private households of each respective region, but it strictly relates to the economic activity prevailing in each of the regions (Tables 2-3, Chart 4).



Population and Employment

In comparison to 2016, total population in Malta region increased by 3.5 per cent, whereas that in the Gozo and Comino region increased by 1.6 per cent (Table 3).

In 2017, all industries in the Malta region registered increases in employment when compared to the previous year. The largest percentage increases resulted in the industries comprising of arts, entertainment and recreation; repair of household goods and other services (R, S, T and U) and professional, scientific and technical activities; administrative and support service activities (M and N), registering growths of 13.3 and 10.8 per cent, respectively (Table 4).

Similarly, all industries in the Gozo and Comino region registered increases in employment during 2017. The largest increases were registered in the economic activities relating to professional, scientific and technical activities; administrative and support service activities (M and N) and information and communication (J), which growth rates were of 29.5 and 24.7 per cent, respectively (Table 4).

Table 1. Gross Value Added at basic prices (B.1g) by industry (NUTS 3)

| NACE Rev 2 at A*10/11 | | | 2012 | 2013 | 2014 | 2015 | 2016 | 2017 | |
|--|---|-------|-----------------|-----------|-----------|-----------|-----------|-----------|-----------|
| €000 | | | | | | | | | |
| A | Agriculture, forestry and fishing | MT | MALTA | 94,799 | 90,826 | 96,644 | 103,778 | 125,596 | 89,498 |
| | | MT001 | Malta | 81,302 | 76,993 | 82,422 | 88,535 | 109,924 | 73,860 |
| | | MT002 | Gozo and Comino | 13,497 | 13,832 | 14,222 | 15,243 | 15,672 | 15,638 |
| B+C+D+E | Mining and quarrying; manufacturing; electricity, gas, steam and air conditioning supply; water supply; sewerage, waste management and remediation activities | MT | MALTA | 820,199 | 849,078 | 857,353 | 853,340 | 902,281 | 995,093 |
| | | MT001 | Malta | 792,396 | 818,103 | 826,602 | 819,210 | 866,719 | 958,388 |
| | | MT002 | Gozo and Comino | 27,803 | 30,975 | 30,752 | 34,130 | 35,562 | 36,705 |
| C | <i>of which Manufacturing</i> | MT | MALTA | 793,605 | 733,053 | 738,896 | 715,562 | 723,984 | 815,713 |
| | | MT001 | Malta | 770,881 | 710,084 | 714,114 | 688,631 | 695,154 | 785,019 |
| | | MT002 | Gozo and Comino | 22,724 | 22,969 | 24,782 | 26,931 | 28,830 | 30,694 |
| F | Construction | MT | MALTA | 274,485 | 293,739 | 300,942 | 327,945 | 326,867 | 359,320 |
| | | MT001 | Malta | 250,392 | 268,848 | 275,542 | 299,189 | 297,601 | 326,543 |
| | | MT002 | Gozo and Comino | 24,093 | 24,891 | 25,400 | 28,756 | 29,267 | 32,777 |
| G+H+I | Wholesale and retail trade; repair of motor vehicles and motorcycles; transportation and storage; accommodation and food service activities | MT | MALTA | 1,396,205 | 1,527,190 | 1,636,964 | 1,948,927 | 2,031,047 | 2,187,104 |
| | | MT001 | Malta | 1,330,772 | 1,456,758 | 1,559,356 | 1,858,383 | 1,937,366 | 2,085,486 |
| | | MT002 | Gozo and Comino | 65,433 | 70,432 | 77,608 | 90,544 | 93,681 | 101,618 |
| J | Information and communication | MT | MALTA | 373,279 | 369,486 | 465,583 | 558,393 | 614,773 | 667,681 |
| | | MT001 | Malta | 366,504 | 362,203 | 455,349 | 544,955 | 600,702 | 650,141 |
| | | MT002 | Gozo and Comino | 6,775 | 7,283 | 10,234 | 13,438 | 14,071 | 17,540 |
| K | Financial and insurance activities | MT | MALTA | 532,057 | 534,330 | 515,170 | 549,334 | 588,036 | 607,406 |
| | | MT001 | Malta | 523,918 | 526,684 | 507,916 | 541,807 | 580,419 | 599,672 |
| | | MT002 | Gozo and Comino | 8,139 | 7,646 | 7,253 | 7,528 | 7,617 | 7,734 |
| L | Real estate activities | MT | MALTA | 373,147 | 379,656 | 383,094 | 442,294 | 475,220 | 466,191 |
| | | MT001 | Malta | 337,723 | 345,664 | 350,660 | 404,921 | 437,518 | 428,403 |
| | | MT002 | Gozo and Comino | 35,423 | 33,992 | 32,434 | 37,373 | 37,701 | 37,788 |
| M+N | Professional, scientific and technical activities; administrative and support service activities | MT | MALTA | 650,270 | 729,269 | 856,901 | 1,081,847 | 1,212,885 | 1,479,753 |
| | | MT001 | Malta | 637,652 | 713,579 | 837,924 | 1,058,498 | 1,177,971 | 1,427,625 |
| | | MT002 | Gozo and Comino | 12,618 | 15,690 | 18,976 | 23,349 | 34,914 | 52,129 |
| O+P+Q | Public administration and defence; compulsory social security; education; human health and social work activities | MT | MALTA | 1,178,866 | 1,255,743 | 1,358,781 | 1,458,231 | 1,548,615 | 1,673,343 |
| | | MT001 | Malta | 1,091,500 | 1,163,489 | 1,255,595 | 1,352,207 | 1,436,668 | 1,552,753 |
| | | MT002 | Gozo and Comino | 74,768 | 79,099 | 89,644 | 92,241 | 97,623 | 105,229 |
| | | MTZZZ | Extra-Regio | 12,598 | 13,155 | 13,543 | 13,782 | 14,323 | 15,361 |
| R+S+T+U | Arts, entertainment and recreation; repair of household goods and other services | MT | MALTA | 588,193 | 690,775 | 999,017 | 1,211,535 | 1,332,287 | 1,461,842 |
| | | MT001 | Malta | 579,921 | 681,489 | 988,671 | 1,199,933 | 1,321,027 | 1,450,510 |
| | | MT002 | Gozo and Comino | 8,272 | 9,287 | 10,346 | 11,602 | 11,259 | 11,333 |
| Gross Value Added at basic prices | | MT | MALTA | 6,281,499 | 6,720,091 | 7,470,448 | 8,535,624 | 9,157,607 | 9,987,232 |
| | | MT001 | Malta | 5,992,081 | 6,413,811 | 7,140,036 | 8,167,639 | 8,765,915 | 9,553,380 |
| | | MT002 | Gozo and Comino | 276,820 | 293,126 | 316,869 | 354,204 | 377,368 | 418,491 |
| | | MTZZZ | Extra-Regio | 12,598 | 13,155 | 13,543 | 13,782 | 14,323 | 15,361 |

Note: Totals may not add up due to rounding.

Table 2. Gross Domestic Product at market prices (B.1*g) (NUTS 3)

| | | | 2012 | 2013 | 2014 | 2015 | 2016 | 2017 |
|-----------------------------|-------|-----------------|-----------|-----------|-----------|-----------|------------|------------|
| | | | €000 | | | | | |
| GDP at market prices | MT | MALTA | 7,168,370 | 7,645,200 | 8,505,357 | 9,643,514 | 10,343,008 | 11,294,874 |
| | MT001 | Malta | 6,839,790 | 7,298,487 | 8,130,969 | 9,229,480 | 9,902,391 | 10,806,144 |
| | MT002 | Gozo and Comino | 315,982 | 333,557 | 360,846 | 400,252 | 426,293 | 473,369 |
| | MTZZZ | Extra-Regio | 12,598 | 13,155 | 13,543 | 13,782 | 14,323 | 15,361 |

Note: Totals may not add up due to rounding.

Table 3. Total population (NUTS 3)

| | | | 2012 | 2013 | 2014 | 2015 | 2016 | 2017 |
|-------------------|-------|-----------------|---------|---------|---------|---------|---------|---------|
| Population | MT | MALTA | 422,509 | 429,424 | 439,691 | 450,415 | 460,297 | 475,701 |
| | MT001 | Malta | 391,087 | 397,968 | 407,958 | 418,490 | 428,091 | 442,978 |
| | MT002 | Gozo and Comino | 31,422 | 31,456 | 31,733 | 31,925 | 32,206 | 32,723 |

Note: Data as at 31 December.

Table 4. Employed persons by industry and place of work (NUTS 3)

| NACE Rev 2 at A*10/11 | | | 2012 | 2013 | 2014 | 2015 | 2016 | 2017 | |
|-----------------------|---|-------|-----------------|---------|---------|---------|---------|---------|---------|
| A | Agriculture, forestry and fishing | MT | MALTA | 2,956 | 2,960 | 2,936 | 3,254 | 3,210 | 3,295 |
| | | MT001 | Malta | 2,340 | 2,345 | 2,322 | 2,655 | 2,606 | 2,679 |
| | | MT002 | Gozo and Comino | 616 | 615 | 614 | 599 | 604 | 616 |
| B+C+D+E | Mining and quarrying; manufacturing; electricity, gas, steam and air conditioning supply; water supply; sewerage, waste management and remediation activities | MT | MALTA | 25,173 | 25,264 | 24,108 | 24,258 | 24,645 | 25,410 |
| | | MT001 | Malta | 23,996 | 24,117 | 23,009 | 23,126 | 23,525 | 24,279 |
| | | MT002 | Gozo and Comino | 1,177 | 1,147 | 1,099 | 1,132 | 1,120 | 1,131 |
| C | <i>of which Manufacturing</i> | MT | MALTA | 21,738 | 21,890 | 22,167 | 22,280 | 22,599 | 23,128 |
| | | MT001 | Malta | 20,825 | 21,001 | 21,254 | 21,321 | 21,598 | 22,113 |
| | | MT002 | Gozo and Comino | 913 | 889 | 913 | 959 | 1,001 | 1,015 |
| F | Construction | MT | MALTA | 12,972 | 9,924 | 10,102 | 11,387 | 11,688 | 12,186 |
| | | MT001 | Malta | 11,991 | 8,953 | 9,131 | 10,408 | 10,672 | 11,135 |
| | | MT002 | Gozo and Comino | 981 | 971 | 971 | 979 | 1,016 | 1,051 |
| G+H+I | Wholesale and retail trade; repair of motor vehicles and motorcycles; transportation and storage; accommodation and food service activities | MT | MALTA | 55,573 | 56,128 | 58,015 | 60,118 | 62,238 | 64,325 |
| | | MT001 | Malta | 52,563 | 53,101 | 54,823 | 56,884 | 58,942 | 60,862 |
| | | MT002 | Gozo and Comino | 3,010 | 3,027 | 3,192 | 3,234 | 3,296 | 3,463 |
| J | Information and communication | MT | MALTA | 5,949 | 6,158 | 6,817 | 7,160 | 7,745 | 8,199 |
| | | MT001 | Malta | 5,862 | 6,058 | 6,693 | 7,001 | 7,583 | 7,997 |
| | | MT002 | Gozo and Comino | 87 | 100 | 124 | 159 | 162 | 202 |
| K | Financial and insurance activities | MT | MALTA | 7,946 | 8,421 | 8,909 | 9,330 | 9,849 | 10,715 |
| | | MT001 | Malta | 7,767 | 8,242 | 8,733 | 9,148 | 9,670 | 10,520 |
| | | MT002 | Gozo and Comino | 179 | 179 | 176 | 182 | 179 | 195 |
| L | Real estate activities | MT | MALTA | 1,253 | 1,311 | 1,425 | 1,686 | 1,850 | 2,037 |
| | | MT001 | Malta | 1,140 | 1,201 | 1,313 | 1,562 | 1,721 | 1,895 |
| | | MT002 | Gozo and Comino | 113 | 110 | 112 | 124 | 129 | 142 |
| M+N | Professional, scientific and technical activities; administrative and support service activities | MT | MALTA | 20,051 | 22,300 | 26,216 | 29,414 | 32,512 | 36,219 |
| | | MT001 | Malta | 19,607 | 21,839 | 25,623 | 28,696 | 31,521 | 34,936 |
| | | MT002 | Gozo and Comino | 444 | 461 | 593 | 718 | 991 | 1,283 |
| O+P+Q | Public administration and defence; compulsory social security; education; human health and social work activities | MT | MALTA | 42,882 | 48,136 | 50,238 | 49,452 | 51,212 | 53,122 |
| | | MT001 | Malta | 40,028 | 44,953 | 46,937 | 46,175 | 47,901 | 49,512 |
| | | MT002 | Gozo and Comino | 2,854 | 3,183 | 3,301 | 3,277 | 3,311 | 3,610 |
| R+S+T+U | Arts, entertainment and recreation; repair of household goods and other services | MT | MALTA | 9,588 | 9,987 | 10,781 | 12,171 | 14,731 | 16,661 |
| | | MT001 | Malta | 9,234 | 9,598 | 10,358 | 11,748 | 14,282 | 16,183 |
| | | MT002 | Gozo and Comino | 354 | 389 | 423 | 423 | 449 | 478 |
| Total | | MT | MALTA | 184,343 | 190,589 | 199,547 | 208,230 | 219,680 | 232,169 |
| | | MT001 | Malta | 174,528 | 180,407 | 188,942 | 197,403 | 208,423 | 219,998 |
| | | MT002 | Gozo and Comino | 9,815 | 10,182 | 10,605 | 10,827 | 11,257 | 12,171 |

Notes:

1. Employed persons comprise full-time and part-time (primary only) employment.
2. Data for each year is at 31 December.
3. Totals may not add up due to rounding.

Methodological Notes:

1. All data in this news release is in line with the European System of Accounts (ESA 2010) (ISBN 978-92-79-31242-7) and the manual on Regional Accounts Methods (ISBN 978-92-79-32357-7). The European System of National and Regional Accounts is an internationally compatible accounting framework for a systematic and detailed description of a total economy (whether this is a region, a country, or a group of countries), its components, and its relations with other total economies. Regional accounts are a regional specification of the corresponding accounts of the total economy.
2. The estimates of the national Gross Value Added (GVA) correspond to the news release *Gross Domestic Product: Q3/2018 - NR193/2018*. Data in this news release, *Regional Gross Domestic Product: 2012-2017*, should be considered as provisional.
3. Revised data for 2011 is available on the online version of this news release in excel format at: https://nso.gov.mt/en/News_Releases/View_by_Unit/Unit_02/Regional_and_Geospatial_Statistics/Pages/Regional-Gross-Domestic-Product.aspx
4. **GVA estimates in this news release are based on the Production Approach.** The estimates of regional GVA at basic prices using the Production Approach is equivalent to the difference between output at basic prices and intermediate consumption at purchasers' prices of industries physically located in each of the respective regions. Regional GDP is defined as regional GVA plus taxes less subsidies on products. **Regional GDP is not a measure of income or financial well-being but strictly relates to the economic activity prevailing in a particular region.**
5. The nomenclature of territorial units for statistics (NUTS) provides a uniform breakdown of the economic territory of the European Union. The NUTS is the territorial classification for the compilation of regional accounts. The economic territory of a country can be divided into regional territories and the extra-regio territory. For the purpose of regional accounts, MALTA is divided as follows:

| | NUTS 1 | NUTS 2 | NUTS 3 |
|-----------------|------------|-------------|--------|
| MALTA | MT0 | MT00 | |
| Malta | | | MT001 |
| Gozo and Comino | | | MT002 |
| Extra-Regio | MTZ | MTZZ | MTZZZ |

The regional territory includes the region that is part of the geographic territory of a country and any free zones, including bonded warehouses and factories under customs control in the region. The extra-regio territory is made up of parts of the economic territory of a country that cannot be attached directly to a single region.

6. Data users must be aware that the industrial activities of the General Government at national level are spread over 21 different NACE categories (at A88 divisions) and include local councils and extra-budgetary units that are financially dependent on Government. NACE 84 is the largest division and, in terms of GVA, represented approximately 36.4 per cent of the General Government sector in 2017.
7. Total employed persons (Table 4) includes full-time employees, employees with a part-time job as their primary occupation, and self-employed. Employment data is based on administrative records from JobsPlus. Employment data for years 2011-2014 correspond with Table 2 of news release *Regional Labour Supply by Place of Residence and Work: 2010-2016 - NR159/2017* while employment data for years 2015-2017 correspond with Table 2 of news release *Regional Labour Supply by Place of Residence and Work: 2015-2017 – NR162/2018*.
8. This news release is being published at NACE Rev. 2 at A*10/11. Employment data provided by JobsPlus for the period 2011-2017 are subject to revision.
9. More information relating to this news release may be accessed at:
Sources and Methods: https://nso.gov.mt/en/nso/Sources_and_Methods/Unit_02/Regional_and_Geospatial_Statistics/Pages/Regional-Gross-Domestic-Product.aspx
Statistical Concepts: <https://nso.gov.mt/metadata/concepts.aspx>
Classifications:
http://nso.gov.mt/metadata/classificationdetails.aspx?id=ESA_2010
http://nso.gov.mt/metadata/classificationdetails.aspx?id=NACE_Rev_2
10. Any quotations from this news release are to be cited and/or referenced.
11. A detailed news release calendar is available on: https://nso.gov.mt/en/News_Releases/Release_Calendar/Pages/News-Release-Calendar.aspx

European statistics comparable to data in this News Release are available at:

[EUROSTAT Website/Homepage/Data](#)

Data Navigation Tree

- >Database by themes
 - >General and regional statistics
 - >Regional statistics by NUTS classification (reg)
 - >Regional economic accounts - ESA2010 (reg_eco10)
- >Tables by themes
 - >General and regional statistics
 - >Regional statistics (t_reg)
 - >Regional economic accounts - ESA2010 (t_reg_eco)

For further assistance send a request from: <http://nso.gov.mt/en/Services/Pages/Request-for-Information.aspx>