

In the third quarter of 2019, the stock of licensed motor vehicles increased by 12,350 vehicles or 3.2 per cent over the same quarter in 2018.

Motor Vehicles: Q3/2019

At the end of September this year, the stock of licensed motor vehicles stood at 394,955. Out of this total, 77.5 per cent were passenger cars, 13.6 per cent were commercial vehicles, 7.8 per cent were motorcycles/quadracycles and All-Terrain Vehicles (ATVs), while buses and minibuses amounted to less than one per cent (Table 1). During the quarter under review, the stock of licensed motor vehicles increased at a net average rate of 33 vehicles per day (Chart 2).

Newly licensed vehicles

Newly licensed vehicles put on the road during the period under review amounted to 6,680. The majority of the newly licensed vehicles, 4,519 or 67.6 per cent of the total, were passenger cars, followed by motorcycles with 1,027 or 15.4 per cent. Newly licensed 'new' motor vehicles amounted to 2,923 or 43.8 per cent of the total, whereas newly licensed 'used' motor vehicles totalled 3,757 or 56.2 per cent (Tables 2-4). An average of 73 vehicles per day were newly licensed during the quarter under review (Chart 3).

Vehicles under restriction

During the third quarter of this year, 7,051 vehicles were taken off the roads due to a restriction. Out of these, 36.0 per cent were put up for resale, 31.8 per cent were garaged, while scrapped vehicles amounted to 30.3 per cent of the total. Vehicles that had their restriction ending during the quarter under review totalled 3,574. The majority were recorded as being resold (63.8 per cent) or garaged (34.8 per cent) (Tables 5-6).

Motor energy type

As at the end of September this year, 236,270 vehicles or 59.8 per cent of the total had petrol-powered engines. Diesel-powered vehicles reached 153,368 or 38.8 per cent of the total. Electric and hybrid vehicles accounted for 0.9 per cent of the entire stock, with a total of 3,708 vehicles. When compared to the same period of last year, increases of 164.4 per cent, 76.7 per cent and 57.4 per cent were registered in the electric, hybrid/diesel and hybrid/petrol vehicles (Table 7) ■

Chart 1. Stock of licensed motor vehicles

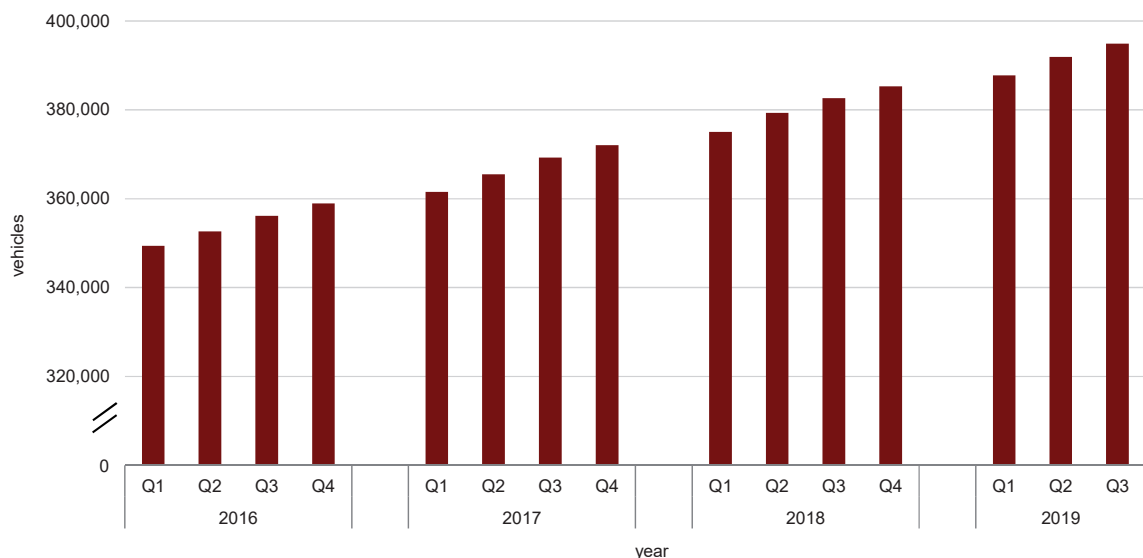


Table 1. Stock of licensed motor vehicles by vehicle group and period

Year	Agricultural	Coach and private bus	Minibus		Route bus	Motorcycle/E-Bicycle			Quad and ATV		Passenger car					Commercial vehicle			Total
			Garage hire	Other		Self-drive	Leased	Other	Leased	Other	Garage hire	Self-drive	Leased	Taxi	Other	Goods-carrying vehicle	Special purpose vehicle	Road tractor	
2016																			
Q1	1,922	359	217	986	408	14	297	19,635	89	988	1,076	1,884	6,309	293	267,207	43,391	3,199	1,112	349,386
Q2	1,954	361	214	995	441	16	388	20,516	110	1,005	1,105	1,947	6,708	293	268,763	43,534	3,211	1,110	352,671
Q3	1,965	362	206	1,020	410	17	425	21,338	131	1,021	1,148	1,913	6,789	292	270,934	43,808	3,241	1,126	356,146
Q4	1,989	363	199	1,029	405	14	398	21,874	131	1,018	1,157	1,655	6,762	290	273,069	44,194	3,256	1,144	358,947
2017																			
Q1	1,995	365	191	1,047	403	13	395	22,277	138	1,030	1,170	1,575	7,079	290	274,605	44,562	3,291	1,126	361,552
Q2	2,014	368	190	1,065	405	13	470	22,944	149	1,049	1,248	1,674	7,586	291	276,623	44,946	3,329	1,119	365,483
Q3	2,017	372	188	1,072	434	11	506	23,602	145	1,069	1,307	1,636	7,685	291	278,915	45,514	3,372	1,125	369,261
Q4	2,038	371	187	1,079	432	11	464	24,131	135	1,057	1,396	1,391	7,675	292	280,910	45,940	3,421	1,131	372,061
2018																			
Q1	2,062	376	180	1,084	436	10	476	24,626	135	1,058	1,467	1,344	8,136	292	282,318	46,411	3,475	1,155	375,041
Q2	2,087	378	174	1,103	437	10	597	25,419	166	1,059	1,656	1,431	8,527	292	284,514	46,852	3,494	1,142	379,338
Q3	2,103	381	167	1,111	439	10	644	26,149	152	1,063	1,826	1,397	8,623	291	286,353	47,221	3,534	1,141	382,605
Q4	2,116	388	165	1,123	436	10	637	26,682	151	1,056	2,011	1,170	8,608	291	288,062	47,695	3,578	1,147	385,326
2019																			
Q1	2,131	404	159	1,149	431	10	631	27,138	152	1,051	2,190	1,092	8,794	291	289,399	47,989	3,621	1,143	387,775
Q2	2,155	402	155	1,171	432	10	873	27,852	171	1,065	2,398	1,129	9,620	290	290,870	48,503	3,672	1,146	391,914
Q3	2,176	414	143	1,239	462	10	944	28,517	155	1,070	2,492	1,109	9,718	292	292,330	49,003	3,728	1,153	394,955

Chart 2. Net increase/decrease in stock of licensed vehicles per day during quarter

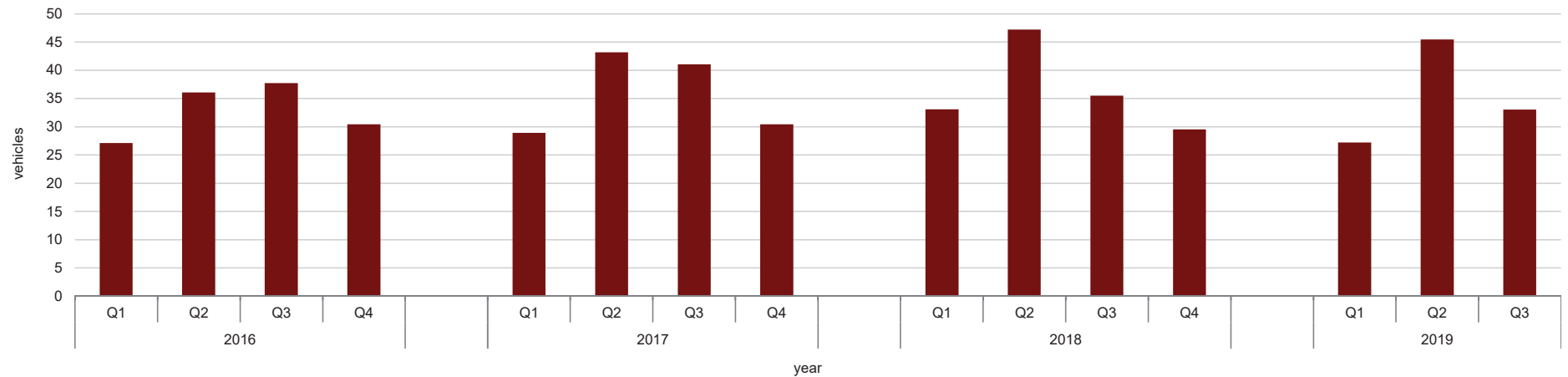


Table 2. Newly licensed motor vehicles by category and period

Year	Agricultural	Coach and private bus	Minibus	Route bus	Motorcycle/E-Bicycle	Quad and ATV	Passenger car	Goods-carrying vehicle	Special purpose vehicle	Road tractor	Total
2016	80	15	80	33	3,428	136	16,712	2,021	156	69	22,730
Q1	22	6	17	-	844	21	4,477	457	37	11	5,892
Q2	28	3	20	33	1,018	46	4,177	477	38	17	5,857
Q3	11	4	26	-	945	45	4,054	517	46	21	5,669
Q4	19	2	17	-	621	24	4,004	570	35	20	5,312
2017	53	10	67	28	2,930	90	18,729	2,690	222	69	24,888
Q1	9	4	18	-	525	16	4,741	650	57	17	6,037
Q2	18	3	19	-	886	41	4,751	662	50	18	6,448
Q3	6	1	17	28	882	29	4,814	673	51	13	6,514
Q4	20	2	13	-	637	4	4,423	705	64	21	5,889
2018	86	15	75	8	3,284	72	19,479	3,098	289	91	26,497
Q1	25	6	14	4	627	8	5,022	764	74	29	6,573
Q2	24	-	22	4	999	38	5,115	779	69	19	7,069
Q3	21	4	22	-	958	16	4,632	744	71	20	6,488
Q4	16	5	17	-	700	10	4,710	811	75	23	6,367
2019											
Q1	14	19	30	6	628	9	4,932	782	78	28	6,526
Q2	26	7	29	-	1,116	14	5,272	857	98	20	7,439
Q3	27	17	83	40	1,027	15	4,519	824	99	29	6,680

Note: Figures include 'new' and 'used' licensed motor vehicles.

Table 3. Newly licensed 'new' motor vehicles by category and period

Year	Agricultural	Coach and private bus	Minibus	Route bus	Motorcycle/E-Bicycle	Quad and ATV	Passenger car	Goods-carrying vehicle	Special purpose vehicle	Road tractor	Total
2016	1	-	32	33	2,470	127	7,306	742	8	9	10,728
Q1	1	-	10	-	600	20	2,177	191	3	-	3,002
Q2	-	-	11	33	730	43	1,893	178	2	-	2,890
Q3	-	-	7	-	714	43	1,600	196	2	7	2,569
Q4	-	-	4	-	426	21	1,636	177	1	2	2,267
2017	4	3	18	28	2,216	73	7,776	738	41	11	10,908
Q1	-	1	2	-	367	14	2,144	179	10	5	2,722
Q2	2	-	5	-	694	38	2,184	200	7	2	3,132
Q3	1	1	7	28	689	21	1,762	201	7	4	2,721
Q4	1	1	4	-	466	-	1,686	158	17	-	2,333
2018	7	1	21	-	2,511	62	8,175	903	43	7	11,730
Q1	1	1	5	-	441	4	2,206	200	10	3	2,871
Q2	2	-	7	-	753	36	2,181	204	14	-	3,197
Q3	3	-	6	-	779	14	1,814	270	10	1	2,897
Q4	1	-	3	-	538	8	1,974	229	9	3	2,765
2019											
Q1	1	-	-	-	475	8	1,976	201	4	4	2,669
Q2	3	-	2	-	928	10	2,513	197	16	1	3,670
Q3	4	2	10	40	857	15	1,752	231	11	1	2,923

Table 4. Newly licensed 'used' motor vehicles by category and period

Year	Agricultural	Coach and private bus	Minibus	Route bus	Motorcycle/E-Bicycle	Quad and ATV	Passenger car	Goods-carrying vehicle	Special purpose vehicle	Road tractor	Total
2016	79	15	48	-	958	9	9,406	1,279	148	60	12,002
Q1	21	6	7	-	244	1	2,300	266	34	11	2,890
Q2	28	3	9	-	288	3	2,284	299	36	17	2,967
Q3	11	4	19	-	231	2	2,454	321	44	14	3,100
Q4	19	2	13	-	195	3	2,368	393	34	18	3,045
2017	49	7	49	-	714	17	10,953	1,952	181	58	13,980
Q1	9	3	16	-	158	2	2,597	471	47	12	3,315
Q2	16	3	14	-	192	3	2,567	462	43	16	3,316
Q3	5	-	10	-	193	8	3,052	472	44	9	3,793
Q4	19	1	9	-	171	4	2,737	547	47	21	3,556
2018	79	14	54	8	773	10	11,304	2,195	246	84	14,767
Q1	24	5	9	4	186	4	2,816	564	64	26	3,702
Q2	22	-	15	4	246	2	2,934	575	55	19	3,872
Q3	18	4	16	-	179	2	2,818	474	61	19	3,591
Q4	15	5	14	-	162	2	2,736	582	66	20	3,602
2019											
Q1	13	19	30	6	153	1	2,956	581	74	24	3,857
Q2	23	7	27	-	188	4	2,759	660	82	19	3,769
Q3	23	15	73	-	170	-	2,767	593	88	28	3,757

Chart 3. Average daily newly licensed 'new' and 'used' vehicles

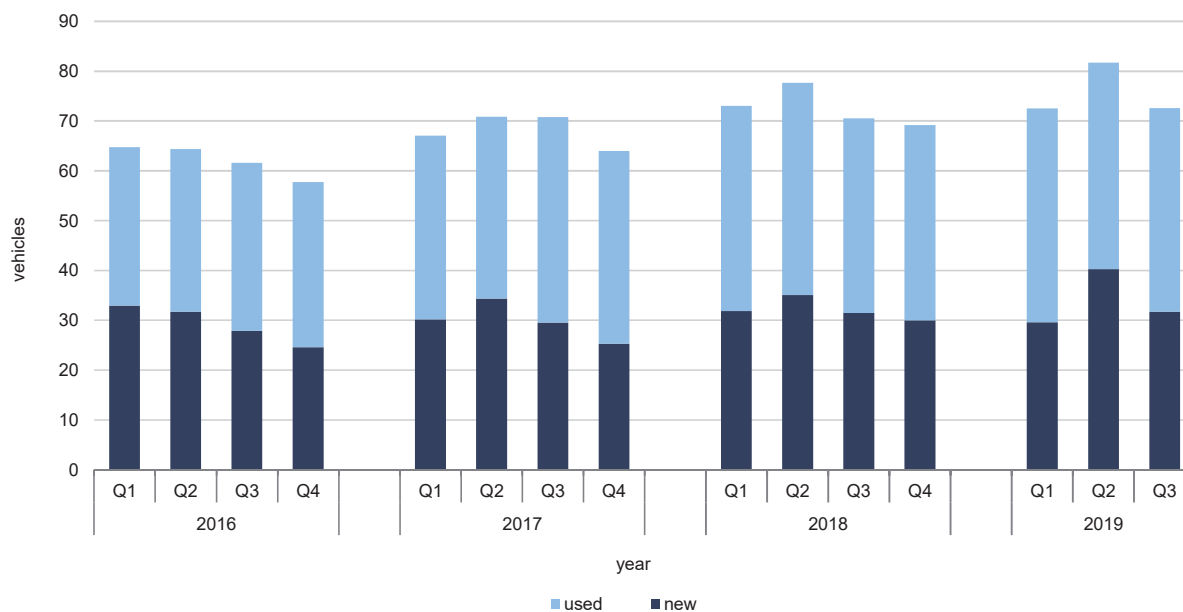


Table 5. Vehicles with restriction starting during Q3/2019

Restriction	Agricultural	Coach and private bus	Minibus	Route bus	Motorcycle/E-Bicycle	Quad and ATV	Passenger car	Goods-carrying vehicle	Special purpose vehicle	Road tractor	Total
Resale	-	-	6	-	238	3	2,085	200	5	2	2,539
Exported	-	2	-	-	7	-	52	13	1	8	83
Garaged	47	13	36	-	354	30	1,396	296	51	20	2,243
Scrapped	-	7	4	19	44	-	1,916	134	5	4	2,133
Other ¹	-	-	-	-	6	-	31	14	1	1	53
Total	47	22	46	19	649	33	5,480	657	63	35	7,051

⁽¹⁾ Other minor restrictions such as seized by police, no engine, etc.

Table 6. Vehicles with restriction ending during Q3/2019

Restriction	Agricultural	Coach and private bus	Minibus	Route bus	Motorcycle/E-Bicycle	Quad and ATV	Passenger car	Goods-carrying vehicle	Special purpose vehicle	Road tractor	Total
Resale	-	-	3	-	175	2	1,925	173	2	1	2,281
Exported ¹	-	-	-	-	20	-	8	-	-	-	28
Garaged	17	6	22	17	213	10	768	161	21	7	1,242
Other ²	-	-	-	-	2	-	17	4	-	-	23
Total	17	6	25	17	410	12	2,718	338	23	8	3,574

⁽¹⁾ Vehicles that have been exported and reimported back.

⁽²⁾ Other minor restrictions such as seized by police, no engine, etc.

Note: There may be vehicles with restriction starting and ending during the same quarter.

Table 7. Stock of licensed motor vehicles by category and motor energy type as at end Q3/2019

Vehicle type	Petrol	Diesel	Electric	Hybrid (Electric/Petrol)	Hybrid (Electric/Diesel)	LPG/Gas	Combined (Petrol/LPG)	Combined (Diesel/LPG)	Total
Agricultural	25	2,151	-	-	-	-	-	-	2,176
Coach and private bus	-	390	-	-	-	-	-	16	406
Minibus	12	1,370	8	-	-	-	-	-	1,390
Route bus	-	457	-	-	5	-	-	-	462
Motorcycle/E-Bicycle	29,008	18	444	-	-	1	-	-	29,471
Quad and ATV	1,139	-	86	-	-	-	-	-	1,225
Passenger car	204,800	96,610	1,038	1,963	48	5	1,475	2	305,941
Goods-carrying vehicle	1,233	47,679	57	-	-	4	18	12	49,003
Special purpose vehicle	53	3,542	59	-	-	65	8	1	3,728
Road tractor	-	1,151	-	-	-	-	-	2	1,153
Total	236,270	153,368	1,692	1,963	53	75	1,501	33	394,955
% change over Q3/2018	2.6	3.0	164.4	57.4	76.7	-1.3	12.4	17.9	3.2

Methodological Notes

1. This news release is based on data provided by Transport Malta.
2. Data in this news release is to be considered as provisional.
3. Data are being presented in consistency with international counterparts (Eurostat/ITF/UNECE) according to the 5th edition of the Illustrated [Glossary for Transport Statistics](#).
4. **Definitions:**
 - a. **Vehicle categories and classifications**
 - **Agricultural:** motor vehicle, normally a tractor, designed exclusively or primarily for agricultural purposes; licensed to use roads open to public traffic.
 - **Coach and private bus:** passenger road motor vehicle designed to carry more than 24 persons (including driver), and with a provision to carry seated and standing passengers.
 - **Minibus/mini-coach:** passenger road motor vehicle designed to carry 10-23 seated or standing persons (including the driver).
 - **Route bus:** bus licensed to operate on established bus routes.
 - **Motorcycle:** two-, three- or four-wheeled road motor vehicle not exceeding 400kg of unladen weight. All such vehicles with a cylinder capacity of 50cc or over are included, as are those under 50cc which do not meet the definition of moped.
 - **E-Bicycle:** cycle with supportive electrical power unit. Due to the negligible number of powered bicycles, such data is included with motorcycles.
 - **Moped:** two-, three- or four-wheeled road motor vehicle which is fitted with an engine having a cylinder capacity of less than 50cc and a maximum authorised design speed in accordance with national regulations. In this news release, mopeds are included together with motorcycles.
 - **Quad (Quadricycle)/ATV (All-Terrain Vehicle):** four-wheeled road motor vehicle not exceeding 400kg of unladen weight. All such vehicles with a cylinder capacity of 50cc or over are included, as are those under 50cc which do not meet the definition of moped.
 - **Passenger road vehicle:** a road vehicle designed, exclusively or primarily, to carry one or more persons. This category includes motorcycles, mopeds, passenger cars, vans designed and used primarily for transport of passengers, taxis, hire cars, ambulances, buses, coaches, minibuses and motor homes.
 - **Passenger car:** road motor vehicle, other than a moped, motorcycle or Quad/ATV, intended for the carriage of passengers and designed to seat no more than nine persons (including the driver). This category includes passenger cars, vans designed and used primarily for transport of passengers, taxis, hire cars, ambulances, motor homes (not caravans), hearses and microcars.
 - **Goods-carrying vehicle:** road vehicle designed, exclusively or primarily, to carry goods. This category includes: (a) light goods vehicles with a gross vehicle weight of not more than 3,500kg designed exclusively or primarily to carry goods, such as vans and pick-ups; (b) heavy goods road vehicles with a gross vehicle weight above 3,500kg designed to carry goods.
 - **Road tractor:** road motor vehicle designed, exclusively or primarily, to haul other road vehicles which are not power driven (mainly semi-trailers).
 - **Special purpose vehicle:** road motor vehicle for purposes other than the carriage of passengers or goods. This category includes: fire brigade vehicles; mobile cranes; self-propelled rollers; bulldozers with metallic wheels or track; vehicles for recording film, radio and TV broadcasting; mobile library vehicles; mobile kiosks; towing vehicles for vehicles in need of repair and other special purpose road motor vehicles.
 - **Garage hire:** chauffeur-driven car for hire with driver without pre-determined routes. The method of hire is normally: (i) Flagging down the street; (ii) Picking up at a designated taxi rank; (iii) Telephoning for collection; (iv) Booking through mobile apps or internet.
 - **Self drive car/motorcycle:** passenger road motor vehicle available for hire (without chauffeur). A 'K' plate is assigned to all vehicles falling in this category.
 - **Taxi:** licensed passenger car for hire with driver without pre-determined routes. The method of hire is normally: (i) Flagging down the street; (ii) Picking up at a designated taxi rank; (iii) Telephoning for collection. In Malta this category refers only to a specific taxi license and commonly recognised as white taxis.

- **Leased:** a contract under which the owner of a motor vehicle grants to another person the exclusive possession of the motor vehicle for an agreed period, in return for a consideration, and under such conditions that the possessor of the motor vehicle will be obliged to pay the full amount of the consideration, or a penalty, to the owner of the motor vehicle, should the contract be terminated before the expiration of the agreed period. A 'QZ' plate is assigned to all vehicles falling in this category. In recent years, this category is taking over the 'self drive vehicles' category.
- **Other:** this category includes any other use/ownership (mostly private), not mentioned above.

b. **Alternative vehicle motorisation types**

- **Electric/battery-operated:** electrically-operated vehicle, totally independent of a fuel-driven engine.
- **Hybrid:** is a vehicle that uses two or more distinct power sources to move the vehicle. This term most commonly refers to hybrid electric vehicles (HEVs), which combine an internal combustion engine and one or more electric motors.
- **Combined:** a combined engine vehicle is one that uses two or more distinct non-electric power sources. Combination types include: Petrol/LPG, Diesel/LPG.

c. **Vehicle restrictions**

- **Restrictions:** conditions imposed on a vehicle's licence. Restrictions can be either temporary such as garaged, seized, resale, etc., or permanent (i.e. vehicle is indefinitely removed from circulation on national territory), such as exported, scrapped or destroyed. In this news release, only data of the four main restrictions (resale, exported, scrapped, garaged) are reported.
- **Resale:** a vehicle which has been de-licensed and put up for resale. The vehicle cannot be used on the road until licensed again when sold.
- **Exported:** a vehicle licensed in Malta which has been exported.
- **Garaged:** a vehicle no longer licensed for use on the road. This category excludes vehicles which have been scrapped or exported. A vehicle may be garaged for a particular period, then re-licensed after this period.
- **Scrapped:** a vehicle which has been scrapped/destroyed and therefore, indefinitely removed from circulation.
- **Other:** a vehicle which has been de-licensed for other reasons not listed above such as stolen, seized, engine removed, arrears issues and other minor restrictions.

5. Newly licensed vehicles' data (new and used) shows the number of vehicles licensed for the first time to be used on Maltese roads. These values approximately indicate also the local sales of vehicles during the applicable period. Transfers of vehicles between owners are not included.

6. The stock change for each quarter =

$$\begin{aligned} & \text{Stock recorded in previous quarter} \\ & + \text{newly licensed vehicles in quarter under review} \\ & - \text{number of vehicles with restriction starting during quarter under review} \\ & + \text{number of vehicles with restriction ending during the quarter under review} \end{aligned}$$

The final number might differ slightly from the actual stock due to the cut-off dates of the different databases.

7. Net average daily increase of stock of licensed vehicles =

$$\frac{\text{stock recorded in quarter under review} - \text{stock recorded in previous quarter}}{\text{number of days in quarter under review}}$$

8. Average daily increase of newly licensed vehicles =

$$\frac{\text{newly licensed vehicles (new and used)}}{\text{number of days in quarter under review}}$$

9. More information relating to this news release may be accessed at:

Sources and Methods:

https://nso.gov.mt/en/nso/Sources_and_Methods/Unit_B3/Environment_Energy_Transport_and_Agriculture_Statistics/Pages/Motor-Vehicles.aspx

Statistical Concepts: <http://nso.gov.mt/metadata/concepts.aspx>

10. References to this news release are to be cited appropriately.

11. A detailed news release calendar is available on:

https://nso.gov.mt/en/News_Releases/Release_Calendar/Pages/News-Release-Calendar.aspx