

At the end of December 2016, the stock of licensed motor vehicles stood at 358,947 up by 3.5 per cent over the end of 2015.

Motor Vehicles: Q4/2016

At the end of December last year, the stock of licensed motor vehicles stood at 358,947. Of these, 78.9 per cent were passenger cars, 13.5 per cent were commercial vehicles, 6.5 per cent were motorcycles/bicycles, while buses and minibuses accounted for less than one per cent (Table 1). During this quarter the stock of licensed vehicles has increased at an average net rate of 30 vehicles per day (Chart 2).

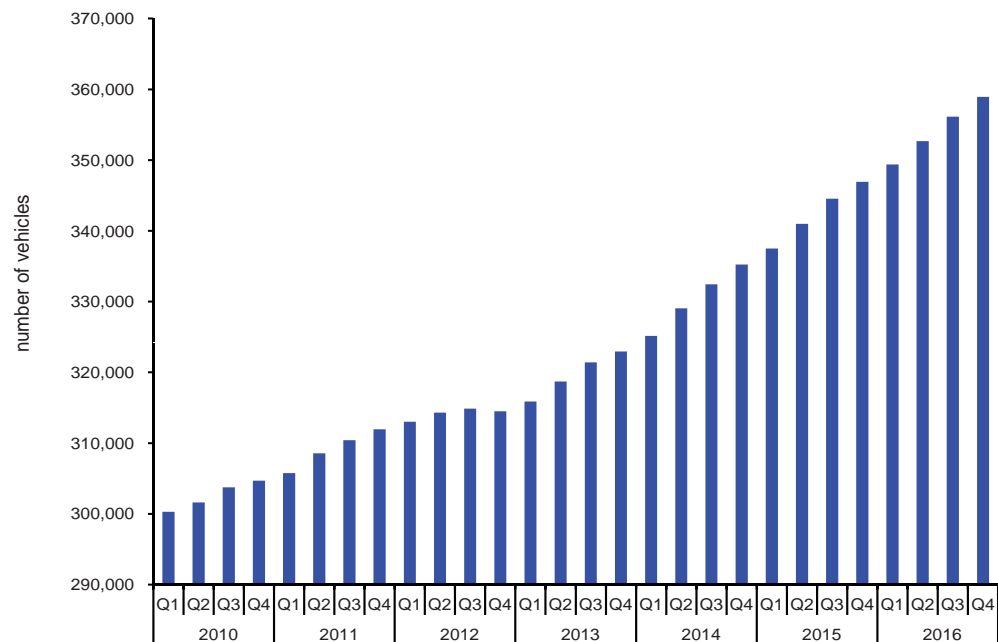
New licences

New licences issued during the period under review amounted to 5,312. The majority of new licences (4,008 or 75.5 per cent of the total) were issued to passenger cars, followed by motorcycles/bicycles with 641. Newly-licensed 'new' motor vehicles amounted to 2,267, or 42.7 per cent of the total, and newly licensed 'used' motor vehicles totalled 3,045 (Tables 2-4).

Engine type

As at the end of December last year, 217,836 vehicles, or 60.7 per cent of the total, had petrol engines. Vehicles with diesel engines reached 139,171, or 38.8 per cent of the total (Table 6) ■

Chart 1. Stock of licensed motor vehicles: 2010-2016



Compiled by:

**Unit B3: Environment,
Energy, Transport and
Agriculture Statistics**

Further information on data:

Mr Ronald TANTI

T. +356 2599 7333

E. ronald.tanti@gov.mt

Kindly indicate source when quoting from this release.

The advance release calendar may be consulted at www.nso.gov.mt

Issued by: **Dissemination Unit, National Statistics Office, Lascaris, Valletta VLT 2000, Malta.**

T. +356 2599 7219 F. +356 2599 7205 E. nso@gov.mt

<https://twitter.com/NSOMALTA/> | <https://www.facebook.com/nsomalta/>

Table 1. Stock of licensed motor vehicles by vehicle group and period

Year	Agricultural	Coach and private bus	Minibus		Route bus	Motorcycle / Bicycle			Passenger car					Commercial vehicle			Total
			Garage hire	Other		Self drive	Leased	Other	Garage hire	Self drive	Leased	Taxi	Other	Goods carrying vehicle	Special purpose vehicle	Road tractor	
2014																	
Q1	1,775	343	256	878	241	50	247	16,847	915	2,453	4,198	293	250,571	41,816	3,149	1,126	325,158
Q2	1,798	353	249	891	285	48	265	17,300	944	2,636	4,754	293	252,929	41,979	3,176	1,153	329,053
Q3	1,815	362	246	895	284	39	295	17,681	953	2,614	4,912	293	255,528	41,999	3,386	1,153	332,455
Q4	1,830	362	236	913	284	36	266	18,077	974	2,293	4,968	293	257,990	42,177	3,393	1,157	335,249
2015																	
Q1	1,838	365	231	925	311	36	291	18,389	980	2,241	5,290	292	259,450	42,318	3,396	1,153	337,506
Q2	1,865	365	229	943	309	28	357	18,941	1,010	2,327	5,648	293	261,566	42,562	3,404	1,134	340,981
Q3	1,875	373	222	947	420	28	389	19,342	1,044	2,300	5,814	292	264,117	42,843	3,410	1,127	344,543
Q4	1,905	356	220	971	408	19	348	19,721	1,057	1,974	5,794	291	266,264	43,026	3,439	1,125	346,918
2016																	
Q1	1,922	359	217	986	408	14	360	20,447	1,076	1,884	6,335	293	267,388	43,137	3,448	1,112	349,386
Q2	1,954	361	214	995	441	15	473	21,335	1,105	1,947	6,734	293	268,953	43,280	3,461	1,110	352,671
Q3	1,965	362	206	1,020	410	17	524	22,172	1,148	1,913	6,821	292	271,121	43,553	3,496	1,126	356,146
Q4	1,989	366	199	1,029	405	14	499	22,714	1,157	1,655	6,790	290	273,246	43,940	3,510	1,144	358,947

Chart 2. Net increase/decrease in stock of licensed motor vehicles per day during quarter: 2010-2016

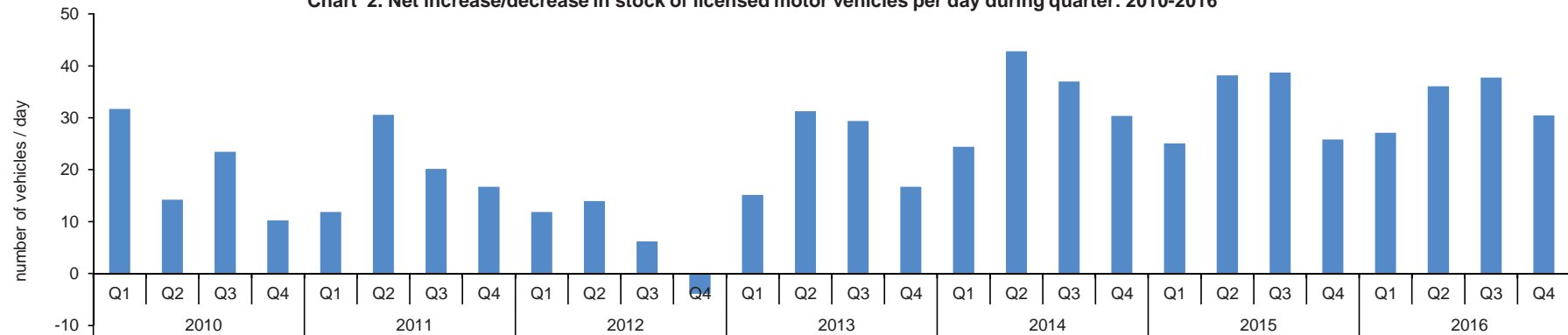


Table 2. Newly-licensed motor vehicles by category and period

Period	Agricultural	Coach and private bus	Minibus	Route bus	Motorcycle / Bicycle	Passenger car	Goods-carrying vehicle	Special purpose vehicle	Road tractor	Total
2014	76	36	41	45	1,798	15,439	1,610	100	67	19,212
Q1	20	5	7	-	312	3,615	410	24	8	4,401
Q2	24	13	13	45	565	4,152	416	29	32	5,289
Q3	16	9	8	-	472	3,814	385	24	12	4,740
Q4	16	9	13	-	449	3,858	399	23	15	4,782
2015	71	18	74	175	2,176	16,777	1,806	113	50	21,260
Q1	11	9	15	32	403	3,936	413	26	10	4,855
Q2	19	6	24	-	672	4,224	457	24	17	5,443
Q3	11	1	14	142	573	4,257	479	27	13	5,517
Q4	30	2	21	1	528	4,360	457	36	10	5,445
2016	80	15	80	33	3,535	16,740	1,997	181	69	22,730
Q1	22	6	17	-	858	4,483	452	43	11	5,892
Q2	28	3	20	33	1,055	4,186	466	49	17	5,857
Q3	11	4	26	-	981	4,063	511	52	21	5,669
Q4	19	2	17	-	641	4,008	568	37	20	5,312

Note: Figures include 'new' and 'used' licensed motor vehicles.

Table 3. Newly-licensed 'new' motor vehicles by category and period

Period	Agricultural	Coach and private bus	Minibus	Route bus	Motorcycle / Bicycle	Passenger car	Goods-carrying vehicle	Special purpose vehicle	Road tractor	Total
2014	9	2	8	-	1,148	6,451	544	13	16	8,191
Q1	6	-	1	-	194	1,439	137	5	1	1,783
Q2	-	2	1	-	367	1,919	143	2	13	2,447
Q3	3	-	1	-	306	1,506	126	2	2	1,946
Q4	-	-	5	-	281	1,587	138	4	-	2,015
2015	7	2	34	143	1,385	7,121	608	13	8	9,321
Q1	2	2	4	-	258	1,687	142	1	4	2,100
Q2	2	-	20	-	445	1,868	162	4	4	2,505
Q3	1	-	4	142	348	1,723	152	4	-	2,374
Q4	2	-	6	1	334	1,843	152	4	-	2,342
2016	1	-	32	33	2,570	7,333	742	8	9	10,728
Q1	1	-	10	-	613	2,184	191	3	-	3,002
Q2	-	-	11	33	765	1,901	178	2	-	2,890
Q3	-	-	7	-	748	1,609	196	2	7	2,569
Q4	-	-	4	-	444	1,639	177	1	2	2,267

Table 4. Newly-licensed 'used' motor vehicles by category and period

Period	Agricultural	Coach and private bus	Minibus	Route bus	Motorcycle / Bicycle	Passenger car	Goods-carrying vehicle	Special purpose vehicle	Road tractor	Total
2014	67	34	33	45	650	8,988	1,066	87	51	11,021
Q1	14	5	6	-	118	2,176	273	19	7	2,618
Q2	24	11	12	45	198	2,233	273	27	19	2,842
Q3	13	9	7	-	166	2,308	259	22	10	2,794
Q4	16	9	8	-	168	2,271	261	19	15	2,767
2015	64	16	40	32	791	9,656	1,198	100	42	11,939
Q1	9	7	11	32	145	2,249	271	25	6	2,755
Q2	17	6	4	-	227	2,356	295	20	13	2,938
Q3	10	1	10	-	225	2,534	327	23	13	3,143
Q4	28	2	15	-	194	2,517	305	32	10	3,103
2016	79	15	48	-	965	9,407	1,255	173	60	12,002
Q1	21	6	7	-	245	2,299	261	40	11	2,890
Q2	28	3	9	-	290	2,285	288	47	17	2,967
Q3	11	4	19	-	233	2,454	315	50	14	3,100
Q4	19	2	13	-	197	2,369	391	36	18	3,045

Chart 3. Average daily newly licensed 'new' and 'used' vehicles by quarter: 2013-2016

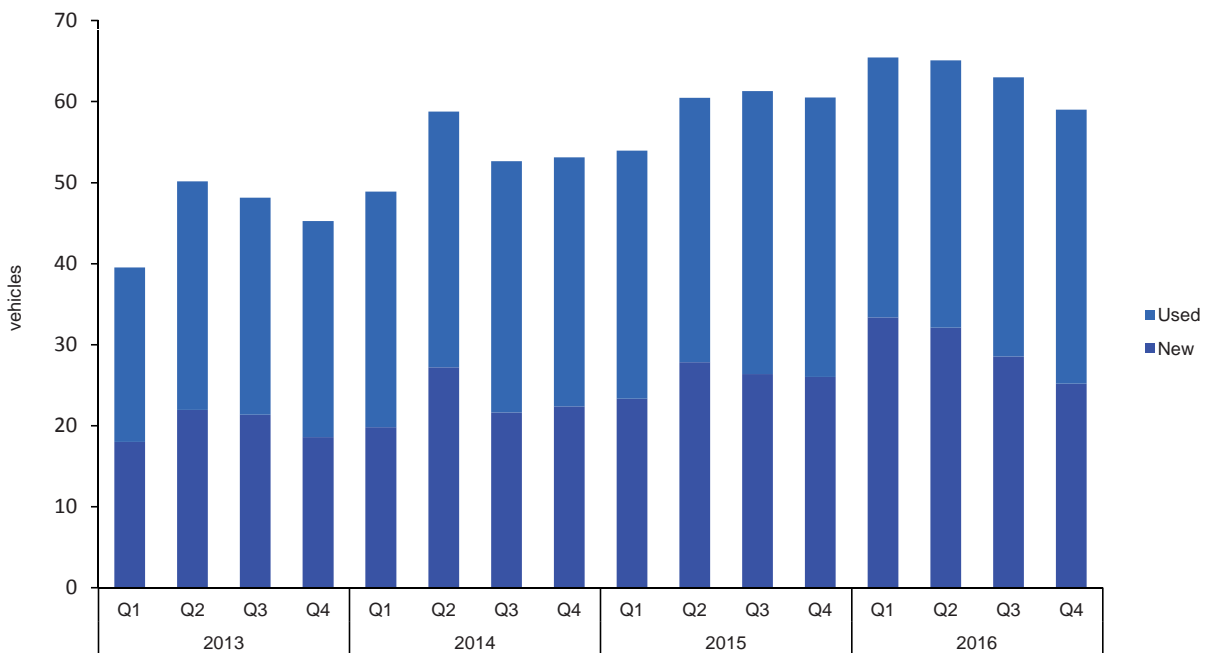


Table 5. Vehicles by main active 'Out-of-Action' restriction by category and period: 2016

Period	Agricultural	Coach and private bus	Minibus	Route bus	Motorcycle/Bicycle	Passenger car	Goods-carrying vehicle	Special purpose vehicle	Road tractor	Total
Exported										
Q1	2	-	-	-	7	68	23	6	4	110
Q2	-	1	-	-	11	58	21	2	7	100
Q3	1	1	-	1	6	48	10	-	-	67
Q4	0	1	0	0	2	41	11	1	1	57
Garaged										
Q1	26	10	13	-	304	1,231	215	61	12	1,872
Q2	9	4	11	-	282	1,002	187	63	12	1,570
Q3	36	4	12	21	265	1,004	193	36	10	1,581
Q4	6	-	19	5	280	1,183	200	45	14	1,752
Scrapped										
Q1	5	4	24	1	267	6,960	1,777	292	127	9,457
Q2	12	10	18	-	207	5,602	1,272	290	100	7,511
Q3	-	4	5	10	59	1,798	236	22	16	2,150
Q4	-	-	3	2	42	1,784	180	20	14	2,045
Resale										
Q1	-	-	-	-	116	2,257	223	7	1	2,604
Q2	-	-	-	-	122	2,079	214	3	4	2,422
Q3	-	1	-	-	129	1,994	190	2	3	2,319
Q4	-	-	1	-	132	2,031	186	2	1	2,353
of which the following garaged and resale vehicles had their restriction ended during the respective quarter:										
Garaged										
Q1	5	-	3	-	46	69	15	10	-	148
Q2	3	-	6	-	39	91	18	4	-	161
Q3	1	-	5	-	40	89	19	7	1	162
Q4	1	-	6	-	25	87	28	4	2	153
Resale										
Q1	-	-	-	-	37	839	81	2	-	959
Q2	-	-	-	-	53	794	76	-	1	924
Q3	-	-	-	-	52	774	57	-	-	883
Q4	-	-	1	-	48	779	56	1	-	885

Table 6. Stock of licensed vehicles by category and type of fuel used: Q4/2016

Vehicle group	Petrol	Diesel	Electric	Hybrid (Electric/Petrol)	Hybrid (Electric/Diesel)	LPG/Gas	Combined (Petrol/LPG)	Combined (Diesel/LPG)	Total
Agricultural	21	1,968	-	-	-	-	-	-	1,989
Coach and private bus	3	363	-	-	-	-	-	-	366
Minibus	10	1,218	-	-	-	-	-	-	1,228
Route bus	-	405	-	-	-	-	-	-	405
Motorcycle / Bicycle	23,144	16	65	1	-	1	-	-	23,227
Passenger car	193,367	88,048	169	574	13	4	963	-	283,138
Goods-carrying vehicle	1,235	42,657	25	-	-	1	13	9	43,940
Special purpose vehicle	55	3,356	54	-	-	39	4	2	3,510
Road tractor	1	1,140	-	-	-	-	-	3	1,144
Total	217,836	139,171	313	575	13	45	980	14	358,947

Note: Data as at end of reference period.

Methodological Notes

1. This news release is based on data provided by Transport Malta.
2. Data in this news release is subject to regular revisions by the data provider. For this reason, the data shown are updated as per cut-off date indicated and are to be considered as provisional.
3. Data are being presented in alignment with international counterparts (Eurostat/ITF/UNECE) according to the 4th edition of the Illustrated Glossary for Transport Statistics (<http://www.unece.org/fileadmin/DAM/trans/main/wp6/pdfdocs/glossen4.pdf>).
4. Due to the small number of powered bicycles, such data is included with motorcycles.

5. Definitions:

a. Vehicle categories and classifications

- **Agricultural:** motor vehicle, normally a tractor, designed exclusively or primarily for agricultural purposes; licensed to use roads open to public traffic.
- **Passenger road vehicle:** a road vehicle designed, exclusively or primarily, to carry one or more persons. Included are: motorcycles, mopeds, passenger cars, vans designed and used primarily for transport of passengers, taxis, hire cars, ambulances, buses, coaches and minibuses, motor homes.
- **Passenger car:** road motor vehicle, other than a moped or a motorcycle, intended for the carriage of passengers and designed to seat no more than 9 persons (including the driver). Included are: passenger cars, vans designed and used primarily for transport of passengers, taxis, hire cars, ambulances, motor homes (not caravans), hearses, microcars (needing no permit to be driven).
- **Moped:** two-, three- or four-wheeled road motor vehicle which is fitted with an engine having a cylinder capacity of less than 50cc and a maximum authorised design speed in accordance with national regulations.
- **Motorcycle:** two-, three- or four-wheeled road motor vehicle not exceeding 400kg of unladen weight. All such vehicles with a cylinder capacity of 50cc or over are included, as are those under 50cc which do not meet the definition of moped.
- **Bicycle:** cycle with supportive power unit.
- **Coach and private bus:** passenger road motor vehicle designed to carry more than 24 persons (including driver), and with provision to carry seated and standing passengers.
- **Minibus/mini-coach:** passenger road motor vehicle designed to carry 10-23 seated or standing persons (including the driver).
- **Route bus:** bus licensed to operate on established bus routes.
- **Goods-carrying vehicle:** road vehicle designed, exclusively or primarily, to carry goods. Included are: (a) light goods vehicles with a gross vehicle weight of not more than 3,500 kg, designed exclusively or primarily to carry goods, e.g. vans and pick-ups; (b) heavy goods road vehicles with a gross vehicle weight above 3,500 kg, designed to carry goods; (c) road tractors; (d) agricultural tractors permitted to use roads open to public traffic.
- **Road tractor:** road motor vehicle designed, exclusively or primarily, to haul other road vehicles which are not power driven (mainly semi-trailers).
- **Special purpose vehicle:** road motor vehicle for purposes other than the carriage of passengers or goods. This category includes: fire brigade vehicles; mobile cranes; self-propelled rollers; bulldozers with metallic wheels or track; vehicles for recording film, radio and TV broadcasting; mobile library vehicles; mobile kiosks; towing vehicles for vehicles in need of repair; other special purpose road motor vehicles.
- **Garage hire:** chauffeur-driven car for hire.
- **Self drive car / motorcycle:** passenger road motor vehicle available for hire (without chauffeur).
- **Taxi:** licensed passenger car for hire with driver without predetermined routes. The method of hire is normally: (i) Flagging down the street; (ii) Picking up at a designated taxi rank; (iii) Telephoning for collection.
- **Leased:** a contract under which the owner of a motor vehicle grants to another person the exclusive possession of the motor vehicle for an agreed period, in return for a consideration, and under such conditions that the possessor of the motor vehicle will be obliged to pay the full amount of the consideration, or a penalty, to the owner of the motor vehicle, should the contract be terminated before the expiration of the agreed period. A QZ plate is assigned to all vehicles falling in this category.
- **Other:** this category includes any other use/ownership (mostly private), not mentioned in the table, of the corresponding vehicle.

b. **Vehicle restrictions**

- **Restrictions:** is a condition imposed on a vehicle's licence. Restrictions can be either temporary such as garaged, seized, resale, etc., or permanent (i.e. vehicle is indefinitely removed from circulation on national territory), such as exported, scrapped or destroyed. In this news release only data of the main three restrictions (exported, scrapped, garaged) are reported.
- **Garaged:** vehicle no longer licensed for use on the road. This category excludes vehicles which have been scrapped or exported. A vehicle may be garaged for a particular period, then re-licensed after this period.
- **Exported:** vehicle licensed in Malta which has been exported.
- **Scrapped:** vehicle which has been scrapped/destroyed and therefore, indefinitely removed from circulation.
- **Resale:** vehicle which has been de-licensed and put up for resale. The vehicle cannot be used on the road until licensed again when sold.

c. **Alternative vehicle motorisation types**

- **Electric/battery operated:** electrically operated vehicle, totally independent of a fuel-driven engine.
- **Hybrid:** is a vehicle that uses two or more distinct power sources to move the vehicle. This term most commonly refers to hybrid electric vehicles (HEVs), which combine an internal combustion engine and one or more electric motors.
- **Combined:** a combined engine vehicle is one that uses two or more distinct non-electric power sources. Combination types: Petrol/LPG, Diesel/LPG.

6. More information relating to this news release may be accessed at:

Statistical Concepts: <http://nso.gov.mt/metadata/concepts.aspx>