

At the end of March 2017, the stock of licensed motor vehicles stood at 361,552 up by 0.7 per cent over the previous quarter.

Motor Vehicles: Q1/2017

Administrative data obtained by Transport Malta show that, at the end of March this year, the stock of licensed motor vehicles stood at 361,552. Of these, 78.8 per cent were passenger cars, 13.5 per cent were commercial vehicles, 6.5 per cent were motorcycles, while buses and minibuses accounted for less than one per cent. During this quarter, the stock of licensed vehicles has increased at an average rate of 29 vehicles per day (Table 1).

New licences

New licences issued during the period under review amounted to 6,037. The majority of new licences (4,746 or 78.6 per cent of the total) were issued to passenger cars, followed by goods-carrying vehicles with 650. Newly-licensed 'new' motor vehicles amounted to 2,722 or 45.1 per cent of the total, and newly licensed 'used' motor vehicles totalled 3,315. During the first quarter of 2017, an average of 67 vehicles were newly licensed per day (Tables 2-4).

Engine type

At the end of March this year, 218,995 vehicles or 60.6 per cent of the total had petrol engines. Vehicles with diesel engines reached 140,478, or 38.9 per cent of the total (Table 5) ■

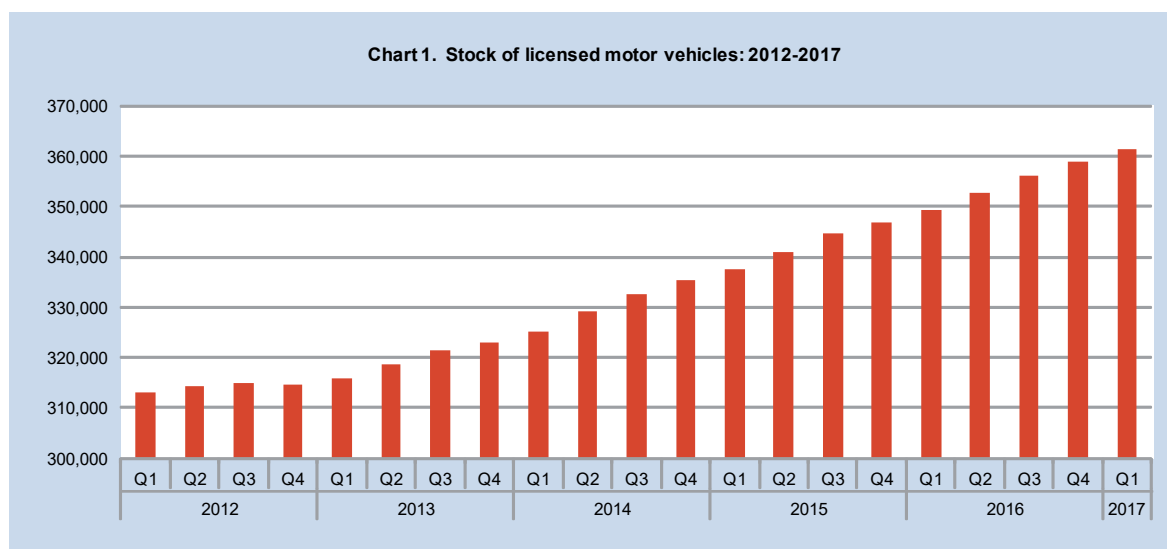


Table 1. Stock of licensed motor vehicles by vehicle group and period

Year	Agricultural	Coach and private bus	Minibus		Route bus	Motorcycle / Bicycle			Passenger car					Commercial vehicle			Total			
			Garage hire	Other		Self drive	Leased	Other	Garage hire	Self drive	Leased	Taxi	Other	Goods carrying vehicle	Special purpose vehicle	Road tractor				
2014																				
Q1	1,775	343	256	878	241	50	247	16,847	915	2,453	4,198	293	250,571	41,816	3,149	1,126				325,158
Q2	1,798	353	249	891	285	48	265	17,300	944	2,636	4,754	293	252,929	41,979	3,176	1,153				329,053
Q3	1,815	362	246	895	284	39	295	17,681	953	2,614	4,912	293	255,528	41,999	3,386	1,153				332,455
Q4	1,830	362	236	913	284	36	266	18,077	974	2,293	4,968	293	257,990	42,177	3,393	1,157				335,249
2015																				
Q1	1,838	365	231	925	311	36	291	18,389	980	2,241	5,290	292	259,450	42,318	3,396	1,153				337,506
Q2	1,865	365	229	943	309	28	357	18,941	1,010	2,327	5,648	293	261,566	42,562	3,404	1,134				340,981
Q3	1,875	373	222	947	420	28	389	19,342	1,044	2,300	5,814	292	264,117	42,843	3,410	1,127				344,543
Q4	1,905	356	220	971	408	19	348	19,721	1,057	1,974	5,794	291	266,264	43,026	3,439	1,125				346,918
2016																				
Q1	1,922	359	217	986	408	14	360	20,447	1,076	1,884	6,335	293	267,388	43,137	3,448	1,112				349,386
Q2	1,954	361	214	995	441	15	473	21,335	1,105	1,947	6,734	293	268,953	43,280	3,461	1,110				352,671
Q3	1,965	362	206	1,020	410	17	524	22,172	1,148	1,913	6,821	292	271,121	43,553	3,496	1,126				356,146
Q4	1,989	366	199	1,029	405	14	499	22,714	1,157	1,655	6,790	290	273,246	43,940	3,510	1,144				358,947
2017																				
Q1	1,995	365	191	1,047	403	13	502	23,117	1,170	1,575	7,110	290	274,795	44,562	3,291	1,126				361,552

Chart 2. Net increase/decrease in stock of licensed vehicles per day during quarter: 2012-2017

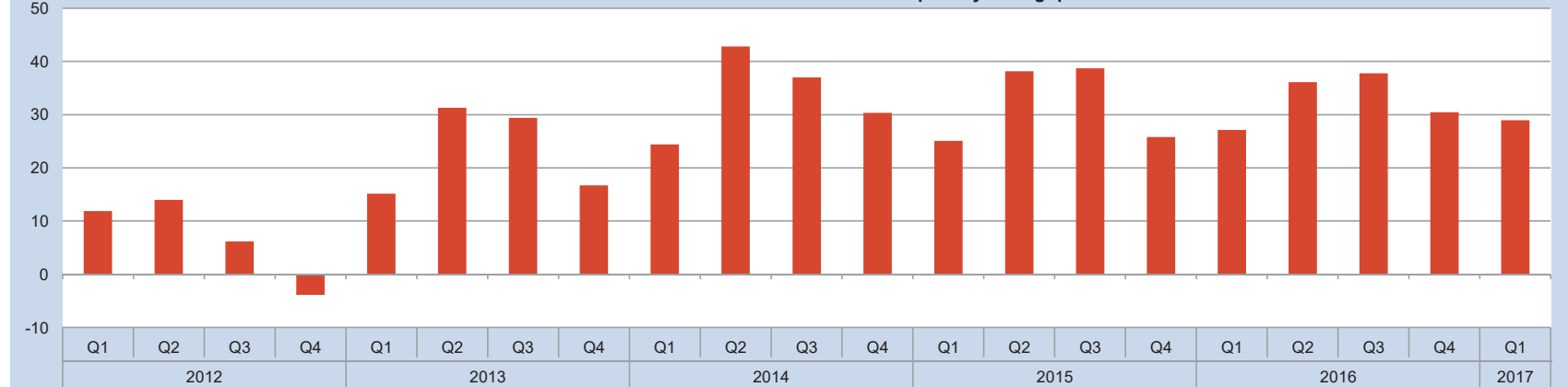


Table 2. Newly-licensed motor vehicles by category and period

Period	Agricultural	Coach and private bus	Minibus	Route bus	Motorcycle / Bicycle	Passenger car	Goods-carrying vehicle	Special purpose vehicle	Road tractor	Total
2014	76	36	41	45	1,798	15,439	1,610	100	67	19,212
Q1	20	5	7	-	312	3,615	410	24	8	4,401
Q2	24	13	13	45	565	4,152	416	29	32	5,289
Q3	16	9	8	-	472	3,814	385	24	12	4,740
Q4	16	9	13	-	449	3,858	399	23	15	4,782
2015	71	18	74	175	2,176	16,777	1,806	113	50	21,260
Q1	11	9	15	32	403	3,936	413	26	10	4,855
Q2	19	6	24	-	672	4,224	457	24	17	5,443
Q3	11	1	14	142	573	4,257	479	27	13	5,517
Q4	30	2	21	1	528	4,360	457	36	10	5,445
2016	80	15	80	33	3,535	16,740	1,997	181	69	22,730
Q1	22	6	17	-	858	4,483	452	43	11	5,892
Q2	28	3	20	33	1,055	4,186	466	49	17	5,857
Q3	11	4	26	-	981	4,063	511	52	21	5,669
Q4	19	2	17	-	641	4,008	568	37	20	5,312
2017										
Q1	9	4	18	-	536	4,746	650	57	17	6,037

Note: Figures include 'new' and 'used' licensed motor vehicles.

Table 3. Newly-licensed 'new' motor vehicles by category and period

Period	Agricultural	Coach and private bus	Minibus	Route bus	Motorcycle / Bicycle	Passenger car	Goods-carrying vehicle	Special purpose vehicle	Road tractor	Total
2014	9	2	8	-	1,148	6,451	544	13	16	8,191
Q1	6	-	1	-	194	1,439	137	5	1	1,783
Q2	-	2	1	-	367	1,919	143	2	13	2,447
Q3	3	-	1	-	306	1,506	126	2	2	1,946
Q4	-	-	5	-	281	1,587	138	4	-	2,015
2015	7	2	34	143	1,385	7,121	608	13	8	9,321
Q1	2	2	4	-	258	1,687	142	1	4	2,100
Q2	2	-	20	-	445	1,868	162	4	4	2,505
Q3	1	-	4	142	348	1,723	152	4	-	2,374
Q4	2	-	6	1	334	1,843	152	4	-	2,342
2016	1	-	32	33	2,570	7,333	742	8	9	10,728
Q1	1	-	10	-	613	2,184	191	3	-	3,002
Q2	-	-	11	33	765	1,901	178	2	-	2,890
Q3	-	-	7	-	748	1,609	196	2	7	2,569
Q4	-	-	4	-	444	1,639	177	1	2	2,267
2017										
Q1	-	1	2	-	377	2,148	179	10	5	2,722

Table 4. Newly-licensed 'used' motor vehicles by category and period

Period	Agricultural	Coach and private bus	Minibus	Route bus	Motorcycle / Bicycle	Passenger car	Goods-carrying vehicle	Special purpose vehicle	Road tractor	Total
2014	67	34	33	45	650	8,988	1,066	87	51	11,021
Q1	14	5	6	-	118	2,176	273	19	7	2,618
Q2	24	11	12	45	198	2,233	273	27	19	2,842
Q3	13	9	7	-	166	2,308	259	22	10	2,794
Q4	16	9	8	-	168	2,271	261	19	15	2,767
2015	64	16	40	32	791	9,656	1,198	100	42	11,939
Q1	9	7	11	32	145	2,249	271	25	6	2,755
Q2	17	6	4	-	227	2,356	295	20	13	2,938
Q3	10	1	10	-	225	2,534	327	23	13	3,143
Q4	28	2	15	-	194	2,517	305	32	10	3,103
2016	79	15	48	-	965	9,407	1,255	173	60	12,002
Q1	21	6	7	-	245	2,299	261	40	11	2,890
Q2	28	3	9	-	290	2,285	288	47	17	2,967
Q3	11	4	19	-	233	2,454	315	50	14	3,100
Q4	19	2	13	-	197	2,369	391	36	18	3,045
2017										
Q1	9	3	16	-	159	2,598	471	47	12	3,315

Chart 3. Average daily newly licensed 'new' and 'used' vehicles: 2013-2017

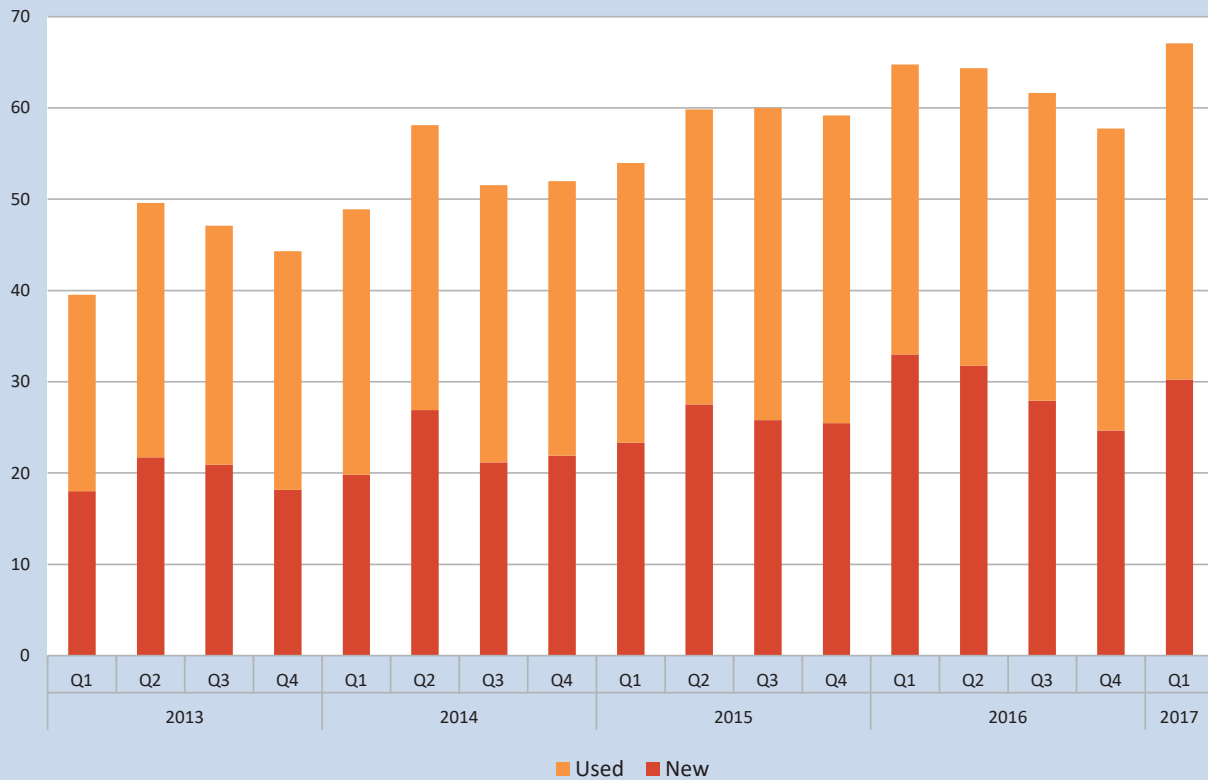


Table 5. Stock of licensed vehicles by category and type of fuel used: Q1/2017

Vehicle group	Petrol	Diesel	Electric	Hybrid (Electric/Petrol)	Hybrid (Electric/Diesel)	LPG/Gas	Combined (Petrol/LPG)	Combined (Diesel/LPG)	Total
Agricultural	21	1,974	-	-	-	-	-	-	1,995
Coach and private bus	-	365	-	-	-	-	-	-	365
Minibus	10	1,228	-	-	-	-	-	-	1,238
Route bus	-	398	-	-	5	-	-	-	403
Motorcycle / Bicycle	23,548	17	65	1	-	1	-	-	23,632
Passenger car	194,136	88,951	183	620	14	5	1,031	-	284,940
Goods-carrying vehicle	1,224	43,287	26	-	-	2	13	10	44,562
Special purpose vehicle	55	3,136	55	-	-	40	4	1	3,291
Road tractor	1	1,122	-	-	-	-	-	3	1,126
Total	218,995	140,478	329	621	19	48	1,048	14	361,552

Note: Data as at end of reference period.

Methodological Notes

1. This news release is based on data provided by Transport Malta.
2. Data in this news release is subject to regular revisions by the data provider. For this reason, the data shown are updated as per cut-off date indicated and are to be considered as provisional.
3. Data are being presented in alignment with international counterparts (Eurostat/ITF/UNECE) according to the 4th edition of the Illustrated Glossary for Transport Statistics (<http://www.unece.org/fileadmin/DAM/trans/main/wp6/pdfdocs/glossen4.pdf>).
4. Due to the small number of powered bicycles, such data is included with motorcycles.

5. Definitions:

a. Vehicle categories and classifications

- **Agricultural:** motor vehicle, normally a tractor, designed exclusively or primarily for agricultural purposes; licensed to use roads open to public traffic.
- **Passenger road vehicle:** a road vehicle designed, exclusively or primarily, to carry one or more persons. Included are: motorcycles, mopeds, passenger cars, vans designed and used primarily for transport of passengers, taxis, hire cars, ambulances, buses, coaches and minibuses, motor homes.
- **Passenger car:** road motor vehicle, other than a moped or a motorcycle, intended for the carriage of passengers and designed to seat no more than 9 persons (including the driver). Included are: passenger cars, vans designed and used primarily for transport of passengers, taxis, hire cars, ambulances, motor homes (not caravans), hearses, microcars (needing no permit to be driven).
- **Moped:** two-, three- or four-wheeled road motor vehicle which is fitted with an engine having a cylinder capacity of less than 50cc and a maximum authorised design speed in accordance with national regulations.
- **Motorcycle:** two-, three- or four-wheeled road motor vehicle not exceeding 400kg of unladen weight. All such vehicles with a cylinder capacity of 50cc or over are included, as are those under 50cc which do not meet the definition of moped.
- **Bicycle:** cycle with supportive power unit.
- **Coach and private bus:** passenger road motor vehicle designed to carry more than 24 persons (including driver), and with provision to carry seated and standing passengers.
- **Minibus/mini-coach:** passenger road motor vehicle designed to carry 10-23 seated or standing persons (including the driver).
- **Route bus:** bus licensed to operate on established bus routes.
- **Goods-carrying vehicle:** road vehicle designed, exclusively or primarily, to carry goods. Included are: (a) light goods vehicles with a gross vehicle weight of not more than 3,500 kg, designed exclusively or primarily to carry goods, e.g. vans and pick-ups; (b) heavy goods road vehicles with a gross vehicle weight above 3,500 kg, designed to carry goods; (c) road tractors; (d) agricultural tractors permitted to use roads open to public traffic.
- **Road tractor:** road motor vehicle designed, exclusively or primarily, to haul other road vehicles which are not power driven (mainly semi-trailers).
- **Special purpose vehicle:** road motor vehicle for purposes other than the carriage of passengers or goods. This category includes: fire brigade vehicles; mobile cranes; self-propelled rollers; bulldozers with metallic wheels or track; vehicles for recording film, radio and TV broadcasting; mobile library vehicles; mobile kiosks; towing vehicles for vehicles in need of repair; other special purpose road motor vehicles.
- **Garage hire:** chauffeur-driven car for hire.
- **Self drive car / motorcycle:** passenger road motor vehicle available for hire (without chauffeur).
- **Taxi:** licensed passenger car for hire with driver without predetermined routes. The method of hire is normally: (i) Flaggging down the street; (ii) Picking up at a designated taxi rank; (iii) Telephoning for collection.
- **Leased:** a contract under which the owner of a motor vehicle grants to another person the exclusive possession of the motor vehicle for an agreed period, in return for a consideration, and under such conditions that the possessor of the motor vehicle will be obliged to pay the full amount of the consideration, or a penalty, to the owner of the motor vehicle, should the contract be terminated before the expiration of the agreed period. A QZ plate is assigned to all vehicles falling in this category.
- **Other:** this category includes any other use/ownership (mostly private), not mentioned in the table, of the corresponding vehicle.

b. **Alternative vehicle motorisation types**

- **Electric/battery operated:** electrically operated vehicle, totally independent of a fuel-driven engine.
- **Hybrid:** is a vehicle that uses two or more distinct power sources to move the vehicle. This term most commonly refers to hybrid electric vehicles (HEVs), which combine an internal combustion engine and one or more electric motors.
- **Combined:** a combined engine vehicle is one that uses two or more distinct non-electric power sources. Combination types: Petrol/LPG, Diesel/LPG.

6. More information relating to this news release may be accessed at:

Statistical Concepts: <http://nso.gov.mt/metadata/concepts.aspx>

7. Kindly indicate source when quoting from this release.

8. The advanced news release calendar may be accessed at www.nso.gov.mt