

At the end of December 2017, the stock of licensed motor vehicles stood at 372,061 up by 3.7 per cent over the same quarter in 2016.

Motor Vehicles: Q4/2017

Administrative data obtained from Transport Malta show that, at the end of December last year, the stock of licensed motor vehicles stood at 372,061. Of these, 78.4 per cent of the total stock of licensed vehicles were passenger cars, 13.6 per cent were commercial vehicles, 6.9 per cent were motorcycles/quadracycles and ATV's, while buses and minibuses accounted for less than one per cent. During this quarter, the stock of licensed vehicles has increased at a net average rate of 30 vehicles per day, while it increased at an average yearly rate of 36 vehicles per day during 2017 (Table 1).

New licences

New licences issued during the period under review amounted to 5,889. The majority of new licences, 4,423 or 75.1 per cent of the total were issued to passenger cars, followed by goods-carrying vehicles with 705. Newly-licensed 'new' motor vehicles amounted to 2,333, or 39.6 per cent of the total, and newly licensed 'used' motor vehicles totalled 3,556. An average of 64 vehicles per day were newly licensed during the quarter under review. On an annual perspective, during 2017, an average of 68 vehicles per day were newly licensed (Tables 2-4).

Out of action

During the quarter under review, 6,687 vehicles were taken off the roads due to a restriction. Out of these, 40.4 per cent were put for resale, 29.7 per cent were garaged while 27.7 per cent were scrapped, the majority being passenger cars. Conversely, vehicles which had their restriction ending during the fourth quarter of last year totalled 3,539. The majority were marked as resale (2,459) and garaged (1,047) (Tables 5-6).

Engine type

As at the end of December last year, 224,525 vehicles, or 60.3 per cent of the total, had petrol engines. Vehicles with diesel engines reached 144,982, or 39.0 per cent of the total (Table 7) ■

Chart 1. Stock of licensed motor vehicles

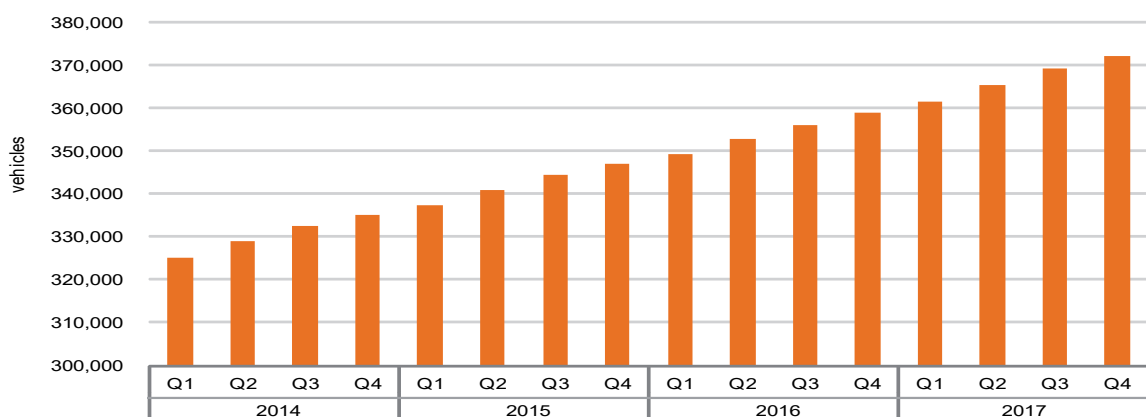


Table 1. Stock of licensed motor vehicles by vehicle group and period

Year	Agricultural	Coach and private bus	Minibus		Route bus	Motorcycle/E-Bicycle			Quad and ATV		Passenger car					Commercial vehicle			Total
			Garage hire	Other		Self drive	Leased	Other	Leased	Other	Garage hire	Self drive	Leased	Taxi	Other	Goods carrying vehicle	Special purpose vehicle	Road tractor	
2014																			
Q1	1,775	343	256	878	241	46	225	16,074	35	928	915	2,453	4,189	293	250,416	42,042	2,923	1,126	325,158
Q2	1,798	353	249	891	285	44	242	16,515	37	942	944	2,636	4,744	293	252,772	42,209	2,946	1,153	329,053
Q3	1,815	362	246	896	284	35	266	16,892	45	957	953	2,614	4,900	293	255,359	42,232	3,153	1,153	332,455
Q4	1,830	362	236	913	284	32	236	17,287	40	963	974	2,293	4,958	293	257,817	42,417	3,157	1,157	335,249
2015																			
Q1	1,838	365	231	925	311	32	247	17,591	58	966	980	2,241	5,280	292	259,278	42,562	3,156	1,153	337,506
Q2	1,865	365	229	943	309	27	307	18,126	71	988	1,010	2,327	5,628	293	261,389	42,809	3,161	1,134	340,981
Q3	1,875	370	222	951	420	28	333	18,510	78	1,009	1,043	2,300	5,792	292	263,918	43,108	3,167	1,127	344,543
Q4	1,905	353	220	971	408	19	289	18,898	81	1,003	1,057	1,974	5,774	291	266,081	43,281	3,188	1,125	346,918
2016																			
Q1	1,922	359	217	986	408	14	297	19,635	89	988	1,076	1,884	6,309	293	267,207	43,391	3,199	1,112	349,386
Q2	1,954	361	214	995	441	16	388	20,516	110	1,005	1,105	1,947	6,708	293	268,763	43,534	3,211	1,110	352,671
Q3	1,965	362	206	1,020	410	17	425	21,338	131	1,021	1,148	1,913	6,789	292	270,934	43,808	3,241	1,126	356,146
Q4	1,989	363	199	1,029	405	14	398	21,874	131	1,018	1,157	1,655	6,762	290	273,069	44,194	3,256	1,144	358,947
2017																			
Q1	1,995	365	191	1,047	403	13	395	22,277	138	1,030	1,170	1,575	7,079	290	274,605	44,562	3,291	1,126	361,552
Q2	2,014	368	190	1,065	405	13	470	22,944	149	1,049	1,248	1,674	7,586	291	276,623	44,946	3,329	1,119	365,483
Q3	2,017	372	188	1,072	434	11	506	23,602	145	1,069	1,307	1,636	7,685	291	278,915	45,514	3,372	1,125	369,261
Q4	2,038	371	187	1,079	432	11	464	24,131	135	1,057	1,396	1,391	7,675	292	280,910	45,940	3,421	1,131	372,061

Chart 2. Net increase/decrease in stock of licensed vehicles per day during quarter

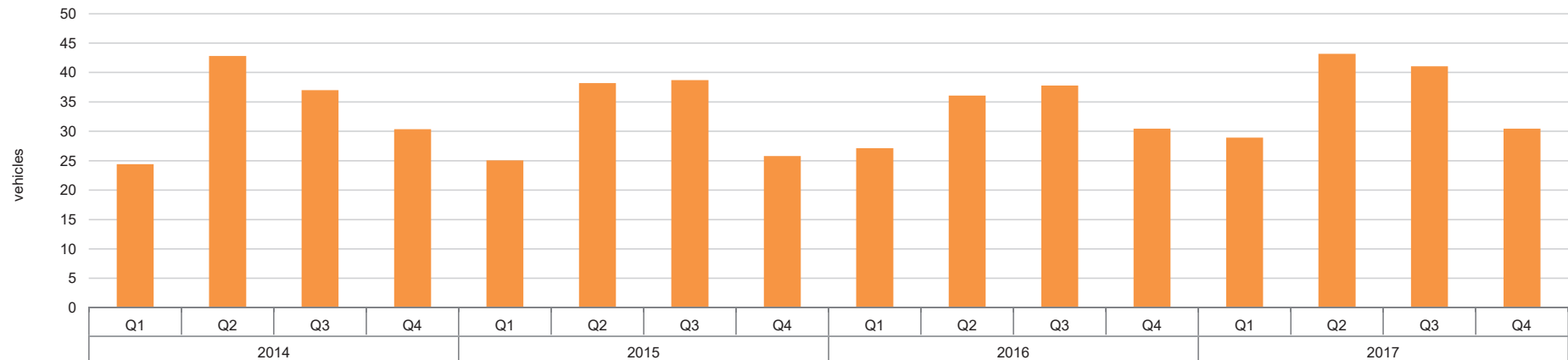


Table 2. Newly-licensed motor vehicles by category and period

Period	Agricultural	Coach and private bus	Minibus	Route bus	Motorcycle / E-Bicycle	Quad and ATV	Passenger car	Goods-carrying vehicle	Special purpose vehicle	Road tractor	Total
2014	76	36	41	45	1,740	53	15,490	1,582	81	68	19,212
Q1	20	5	7	-	307	6	3,626	403	19	8	4,401
Q2	24	13	13	45	537	16	4,183	403	23	32	5,289
Q3	16	9	8	-	460	18	3,817	380	20	12	4,740
Q4	16	9	13	-	436	13	3,864	396	19	16	4,782
2015	71	18	74	175	2,174	115	16,803	1,778	116	51	21,375
Q1	11	9	15	32	403	34	3,947	401	26	11	4,889
Q2	19	6	24	-	671	27	4,234	445	27	17	5,470
Q3	11	1	14	142	572	33	4,262	475	27	13	5,550
Q4	30	2	21	1	528	21	4,360	457	36	10	5,466
2016	80	15	80	33	3,428	136	16,712	2,021	156	69	22,730
Q1	22	6	17	-	844	21	4,477	457	37	11	5,892
Q2	28	3	20	33	1,018	46	4,177	477	38	17	5,857
Q3	11	4	26	-	945	45	4,054	517	46	21	5,669
Q4	19	2	17	-	621	24	4,004	570	35	20	5,312
2017	53	10	67	28	2,930	90	18,729	2,690	222	69	24,888
Q1	9	4	18	-	525	16	4,741	650	57	17	6,037
Q2	18	3	19	-	886	41	4,751	662	50	18	6,448
Q3	6	1	17	28	882	29	4,814	673	51	13	6,514
Q4	20	2	13	-	637	4	4,423	705	64	21	5,889

Note: Figures include 'new' and 'used' licensed motor vehicles.

Table 3. Newly-licensed 'new' motor vehicles by category and period

Period	Agricultural	Coach and private bus	Minibus	Route bus	Motorcycle / E-Bicycle	Quad and ATV	Passenger car	Goods-carrying vehicle	Special purpose vehicle	Road tractor	Total
2014	9	2	8	-	1,099	46	6,462	536	13	16	8,191
Q1	6	-	1	-	189	5	1,440	136	5	1	1,783
Q2	-	2	1	-	346	12	1,931	140	2	13	2,447
Q3	3	-	1	-	294	18	1,502	124	2	2	1,946
Q4	-	-	5	-	270	11	1,589	136	4	-	2,015
2015	7	2	34	143	1,297	102	7,118	597	13	8	9,321
Q1	2	2	4	-	228	32	1,690	137	1	4	2,100
Q2	2	-	20	-	424	23	1,871	157	4	4	2,505
Q3	1	-	4	142	325	27	1,720	151	4	-	2,374
Q4	2	-	6	1	320	20	1,837	152	4	-	2,342
2016	1	-	32	33	2,470	127	7,306	742	8	9	10,728
Q1	1	-	10	-	600	20	2,177	191	3	-	3,002
Q2	-	-	11	33	730	43	1,893	178	2	-	2,890
Q3	-	-	7	-	714	43	1,600	196	2	7	2,569
Q4	-	-	4	-	426	21	1,636	177	1	2	2,267
2017	4	3	18	28	2,216	73	7,776	738	41	11	10,908
Q1	-	1	2	-	367	14	2,144	179	10	5	2,722
Q2	2	-	5	-	694	38	2,184	200	7	2	3,132
Q3	1	1	7	28	689	21	1,762	201	7	4	2,721
Q4	1	1	4	-	466	-	1,686	158	17	-	2,333

Table 4. Newly-licensed 'used' motor vehicles by category and period

Period	Agricultural	Coach and private bus	Minibus	Route bus	Motorcycle / E-Bicycle	Quad and ATV	Passenger car	Goods-carrying vehicle	Special purpose vehicle	Road tractor	Total
2014	67	34	33	45	641	7	9,028	1,046	68	52	11,021
Q1	14	5	6	-	118	1	2,186	267	14	7	2,618
Q2	24	11	12	45	191	4	2,252	263	21	19	2,842
Q3	13	9	7	-	166	-	2,315	256	18	10	2,794
Q4	16	9	8	-	166	2	2,275	260	15	16	2,767
2015	64	16	40	32	780	13	9,667	1,212	72	43	11,939
Q1	9	7	11	32	143	2	2,255	273	16	7	2,755
Q2	17	6	4	-	223	4	2,360	292	19	13	2,938
Q3	10	1	10	-	221	6	2,535	328	19	13	3,143
Q4	28	2	15	-	193	1	2,517	319	18	10	3,103
2016	79	15	48	-	958	9	9,406	1,279	148	60	12,002
Q1	21	6	7	-	244	1	2,300	266	34	11	2,890
Q2	28	3	9	-	288	3	2,284	299	36	17	2,967
Q3	11	4	19	-	231	2	2,454	321	44	14	3,100
Q4	19	2	13	-	195	3	2,368	393	34	18	3,045
2017	49	7	49	-	714	17	10,953	1,952	181	58	13,980
Q1	9	3	16	-	158	2	2,597	471	47	12	3,315
Q2	16	3	14	-	192	3	2,567	462	43	16	3,316
Q3	5	-	10	-	193	8	3,052	472	44	9	3,793
Q4	19	1	9	-	171	4	2,737	547	47	21	3,556

Chart 3. Average daily newly licensed 'new' and 'used' vehicles

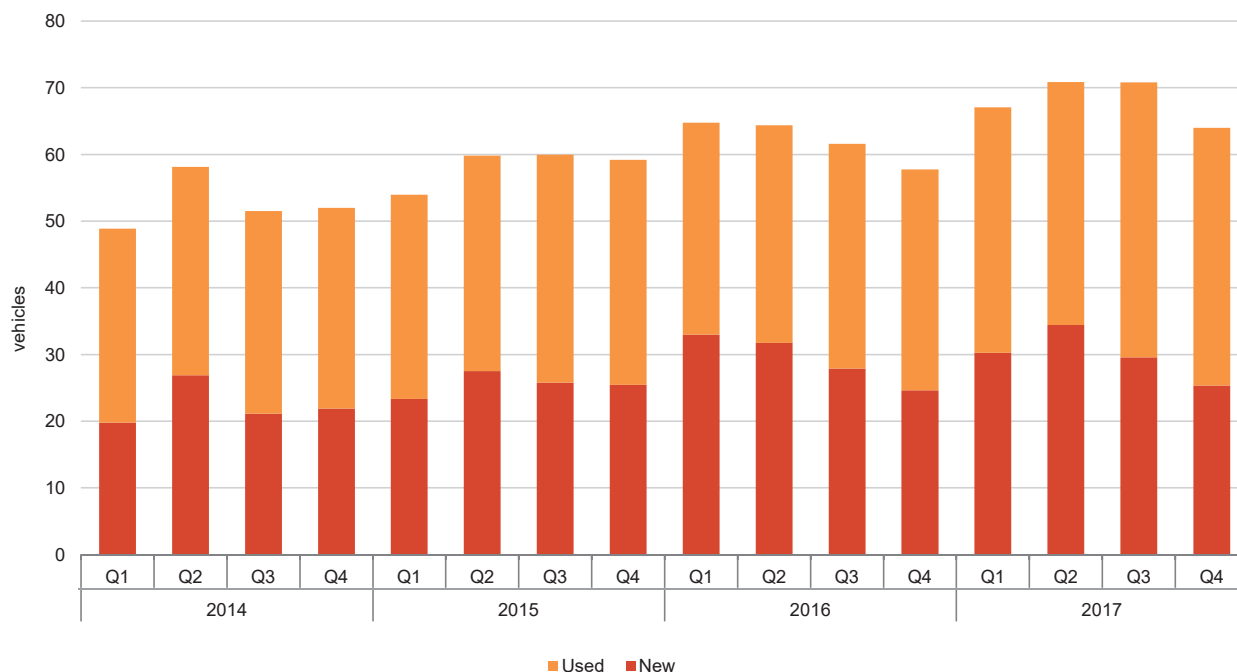


Table 5. Vehicles with restriction starting during Q4/2017

Restriction	Agricultural	Coach and private bus	Minibus	Route bus	Motorcycle/E-Bicycle	Quad and ATV	Passenger car	Goods-carrying vehicle	Special purpose vehicle	Road tractor	Total
Resale	1	-	1	-	145	4	2,285	264	1	1	2,702
Exported	-	3	-	-	6	-	38	6	2	3	58
Garaged	5	5	11	-	281	24	1,371	242	34	11	1,984
Scrapped	-	-	5	1	26	-	1,670	141	9	1	1,853
Other	-	-	-	-	6	2	65	17	-	-	90
Total	6	8	17	1	464	30	5,429	670	46	16	6,687

Table 6. Vehicles with restriction ending during Q4/2017

Restriction	Agricultural	Coach and private bus	Minibus	Route bus	Motorcycle/E-Bicycle	Quad and ATV	Passenger car	Goods-carrying vehicle	Special purpose vehicle	Road tractor	Total
Resale	1	-	-	-	149	2	2,095	210	2	-	2,459
Exported	-	-	-	-	-	-	4	-	-	-	4
Garaged	13	1	9	2	137	3	705	156	19	2	1,047
Other	1	-	-	-	2	-	18	7	1	-	29
Total	15	1	9	2	288	5	2,822	373	22	2	3,539

Note: There are vehicles with restriction starting and ending in the same quarter.

Table 7. Stock of licensed motor vehicles by category and type of fuel used: Q4/2017

Vehicle group	Petrol	Diesel	Electric	Hybrid (Electric/Petrol)	Hybrid (Electric/Diesel)	LPG/Gas	Combined (Petrol/LPG)	Combined (Diesel/LPG)	Total
Agricultural	22	2,016	-	-	-	-	-	-	2,038
Coach and private bus	-	371	-	-	-	-	-	-	371
Minibus	10	1,256	-	-	-	-	-	-	1,266
Route bus	-	427	-	-	5	-	-	-	432
Motorcycle/E-Bicycle	24,516	18	70	1	-	1	-	-	24,606
Quad and ATV	1,149	-	43	-	-	-	-	-	1,192
Passenger car	197,567	91,838	189	841	20	4	1,203	2	291,664
Goods-carrying vehicle	1,209	44,675	30	-	-	2	13	11	45,940
Special purpose vehicle	52	3,253	56	-	-	55	4	1	3,421
Road tractor	-	1,128	-	-	-	-	-	3	1,131
Total	224,525	144,982	388	842	25	62	1,220	17	372,061

Note: Data as at end of reference period.

Methodological Notes

1. This news release is based on data provided by Transport Malta.
2. Data in this news release is subject to regular revisions by the data provider. For this reason, the data shown are updated as per cut-off date indicated and are to be considered as provisional.
3. Data are being presented in alignment with international counterparts (Eurostat/ITF/UNECE) according to the 4th edition of the Illustrated Glossary for Transport Statistics (<http://www.unece.org/fileadmin/DAM/trans/main/wp6/pdfdocs/glossen4.pdf>).

4. Definitions:

a. Vehicle categories and classifications

- **Agricultural:** motor vehicle, normally a tractor, designed exclusively or primarily for agricultural purposes; licensed to use roads open to public traffic.
- **Coach and private bus:** passenger road motor vehicle designed to carry more than 24 persons (including driver), and with provision to carry seated and standing passengers.
- **Minibus/mini-coach:** passenger road motor vehicle designed to carry 10-23 seated or standing persons (including the driver).
- **Route bus:** bus licensed to operate on established bus routes.
- **Motorcycle:** two-, three- or four-wheeled road motor vehicle not exceeding 400kg of unladen weight. All such vehicles with a cylinder capacity of 50cc or over are included, as are those under 50cc which do not meet the definition of moped.
- **E-Bicycle:** cycle with supportive electrical power unit. Due to the small number of powered bicycles, such data is included with motorcycles.
- **Moped:** two-, three- or four-wheeled road motor vehicle which is fitted with an engine having a cylinder capacity of less than 50cc and a maximum authorised design speed in accordance with national regulations. These are included together with motorcycles.
- **Quad (Qudricycle)/ATV (All Terrain Vehicle):** Four-wheeled road motor vehicle not exceeding 400kg of unladen weight. All such vehicles with a cylinder capacity of 50cc or over are included, as are those under 50cc which do not meet the definition of moped.
- **Passenger road vehicle:** a road vehicle designed, exclusively or primarily, to carry one or more persons. Included are: motorcycles, mopeds, passenger cars, vans designed and used primarily for transport of passengers, taxis, hire cars, ambulances, buses, coaches and minibuses, motor homes.
- **Passenger car:** road motor vehicle, other than a moped or a motorcycle, intended for the carriage of passengers and designed to seat no more than 9 persons (including the driver). Included are: passenger cars, vans designed and used primarily for transport of passengers, taxis, hire cars, ambulances, motor homes (not caravans), hearses, microcars (needing no permit to be driven).
- **Goods-carrying vehicle:** road vehicle designed, exclusively or primarily, to carry goods. Included are: (a) light goods vehicles with a gross vehicle weight of not more than 3,500 kg, designed exclusively or primarily to carry goods, e.g. vans and pick-ups; (b) heavy goods road vehicles with a gross vehicle weight above 3,500 kg, designed to carry goods; (c) road tractors; (d) agricultural tractors permitted to use roads open to public traffic.
- **Road tractor:** road motor vehicle designed, exclusively or primarily, to haul other road vehicles which are not power driven (mainly semi-trailers).
- **Special purpose vehicle:** road motor vehicle for purposes other than the carriage of passengers or goods. This category includes: fire brigade vehicles; mobile cranes; self-propelled rollers; bulldozers with metallic wheels or track; vehicles for recording film, radio and TV broadcasting; mobile library vehicles; mobile kiosks; towing vehicles for vehicles in need of repair; other special purpose road motor vehicles.
- **Garage hire:** chauffeur-driven car for hire.
- **Self drive car/motorcycle:** passenger road motor vehicle available for hire (without chauffeur).
- **Taxi:** licensed passenger car for hire with driver without predetermined routes. The method of hire is normally: (i) Flagging down the street; (ii) Picking up at a designated taxi rank; (iii) Telephoning for collection.

- **Leased:** a contract under which the owner of a motor vehicle grants to another person the exclusive possession of the motor vehicle for an agreed period, in return for a consideration, and under such conditions that the possessor of the motor vehicle will be obliged to pay the full amount of the consideration, or a penalty, to the owner of the motor vehicle, should the contract be terminated before the expiration of the agreed period. A QZ plate is assigned to all vehicles falling in this category.
- **Other:** this category includes any other use/ownership (mostly private), not mentioned in the table, of the corresponding vehicle.

b. **Alternative vehicle motorisation types**

- **Electric/battery operated:** electrically operated vehicle, totally independent of a fuel-driven engine.
- **Hybrid:** is a vehicle that uses two or more distinct power sources to move the vehicle. This term most commonly refers to hybrid electric vehicles (HEVs), which combine an internal combustion engine and one or more electric motors.
- **Combined:** a combined engine vehicle is one that uses two or more distinct non-electric power sources. Combination types: Petrol/LPG, Diesel/LPG.

c. **Vehicle restrictions**

- **Restrictions:** is a condition imposed on a vehicle's licence. Restrictions can be either temporary such as garaged, seized, resale, etc., or permanent (i.e. vehicle is indefinitely removed from circulation on national territory), such as exported, scrapped or destroyed. In this news release only data of the main three restrictions (exported, scrapped, garaged) are reported.
- **Resale:** vehicle which has been de-licensed and put up for resale. The vehicle cannot be used on the road until licensed again when sold.
- **Exported:** vehicle licensed in Malta which has been exported.
- **Garaged:** vehicle no longer licensed for use on the road. This category excludes vehicles which have been scrapped or exported. A vehicle may be garaged for a particular period, then re-licensed after this period.
- **Scrapped:** vehicle which has been scrapped/destroyed and therefore, indefinitely removed from circulation.
- **Other:** vehicle which has been de-licensed for other reasons not listed above such as stolen, seized, engine removed, arrears issues and other minor restrictions.

5. Newly licensed data (new and used) shows the number of vehicles licensed for the first time to be used on Maltese roads. These values approximately indicate also the local sales of vehicles during the period.

6. More information relating to this news release may be accessed at:

Sources and Methods:

https://nso.gov.mt/en/nso/Sources_and_Methods/Unit_B3/Environment_Energy_Transport_and_Agriculture_Statistics/Pages/Motor-Vehicles.aspx

Statistical Concepts: <http://nso.gov.mt/metadata/concepts.aspx>

7. Any quotations from this news release are to be cited and/or referenced.

8. A detailed news release calendar is available on

https://nso.gov.mt/en/News_Releases/Release_Calendar/Pages/News-Release-Calendar.aspx