

Administrative data sourced from Malta Libraries indicate that, in 2017, total book loans stood at 910,976, an increase of 66,378 or 7.9 per cent over the preceding year.

Statistics on Libraries: 2017

The most significant increases in book loans were registered by public libraries in the South Eastern and Northern districts (19.4 and 19.2 per cent respectively). The public libraries in Żejtun, Qrendi, Marsaxlokk, Gudja and Mqabba registered increases of over 20 per cent. While the libraries in Żurriq and Birżebbuġa reported the highest drops in book loans, equivalent to 7.4 and 2.2 per cent respectively, when compared to 2016 levels (Table 3).

The highest increases in book loans in the Northern district were registered in Ғal Għargħur and Mosta, both of which exceeded 30 per cent. On the other hand, the only drop in book loans in this district was registered in Mġarr, which recorded a decrease of 2.9 per cent (Table 3).

In Gozo and Comino, the overall decrease in book loans was mainly triggered by the lesser amount of books loaned from the Qala, Nadur and Żebbuġ public libraries, with loans decreasing by 32.4, 26.2 and 19.1 per cent respectively. Conversely, increases of 36.0 and 32.8 per cent, were recorded in Għarb and Sannat (Table 3).

In 2017, book acquisitions amounted to 45,991, up by 2.1 per cent when compared to the preceding year. Book purchases and donations to public libraries increased by 6.1 and 1.1 per cent respectively. The main source of acquisition continued to be book donations which made up nearly three out of four book acquisitions (Table 1).

Last year, the number of books and periodicals received by the National Library of Malta under legal deposit reached 1,340, an increase of 30.7 per cent when compared to 2016. The share of periodicals accounted for 64.4 per cent of these deposits (Table 4).

Both imports and exports of printed book material and periodicals during 2017 declined when compared to the preceding year, and stood at €13.2 and €5.4 million respectively. In 2017, the value of imports declined by 22.7 per cent, while exports fell by 14.2 per cent (Table 5). This corresponded to a decrease of 0.1 percentage point in the private final consumption expenditure on printed material (Table 6) ■

Chart 1. Book acquisitions and loans: 2015-2017

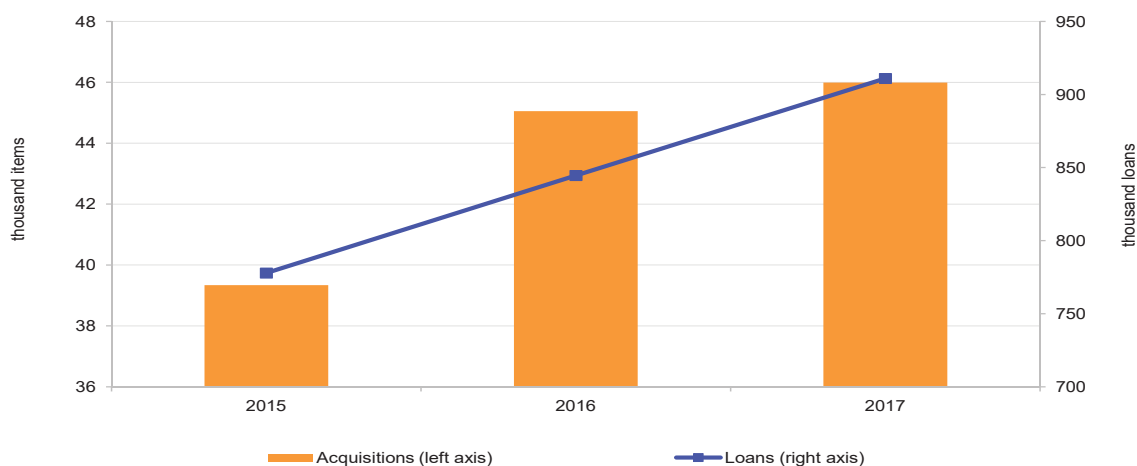


Table 1. Public libraries at a glance: 2015-2017

	2015	2016	2017
Book acquisitions	39,337	45,054	45,991
<i>of which:</i>			
Book purchases	12,064	11,301	11,990
Book donations	27,273	33,363	33,722
eBooks*	N/A	390	279
New library members	6,251	5,186	5,119
Book loans	777,804	844,598	910,976
<i>of which:</i>			
Central Public Library	114,659	106,940	124,634
Regional libraries	218,528	275,875	285,037
Branch libraries - Malta	310,072	315,673	364,380
Gozo Central Public Library	31,760	28,634	33,829
Branch libraries - Gozo	102,785	114,468	98,575
eBooks*	N/A	3,008	4,521

*In April 2016, Malta Libraries launched its new eBook service

N/A - not applicable

Source: Malta Libraries.

Chart 2. New library members: 2015-2017

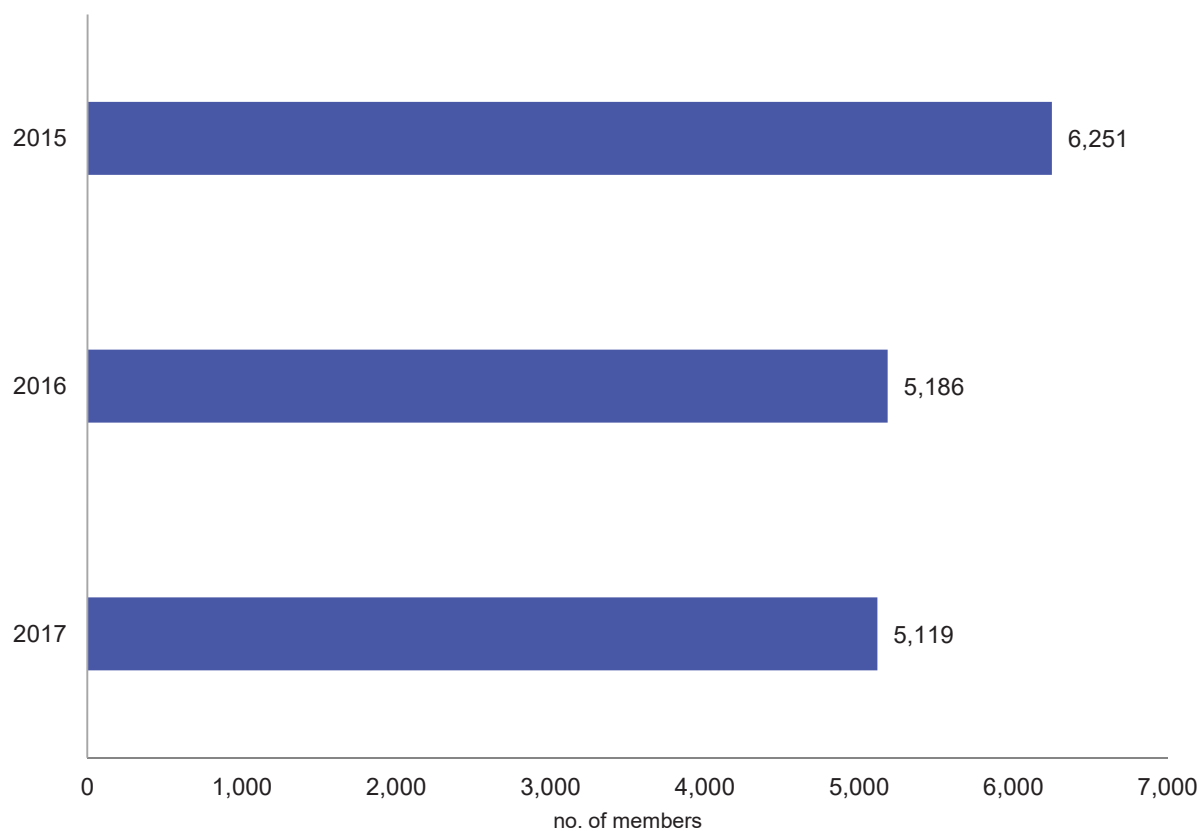


Table 2. New public library membership: 2015-2017

Type of membership	2015	2016	2017
	Number of members		
	18 and over		
Adults ¹	2,391	2,135	1,915
Adults residing in Malta without Maltese citizenship ^{1 & 3}	55	129	203
Adult foreign visitors ^{1 & 3}	27	20	13
Total	2,473	2,284	2,131
	Junior - under 18		
0-13 years	3,535	2,681	2,592
14-17 years	127	103	106
17 years and under with additional adult lending rights ²	16	18	23
0-13 years residing in Malta without Maltese citizenship ³	67	67	57
14-17 years residing in Malta without Maltese citizenship ³	10	10	11
Foreign visitors ³	20	20	9
Total	3,775	2,899	2,798
	Other		
Guests ⁴	N/A	N/A	189
Staff members	3	3	1
Total	3	3	190
Total	6,251	5,186	5,119

¹ From 2014 all adults have additional junior lending rights

² Require a written permit from a parent or guardian

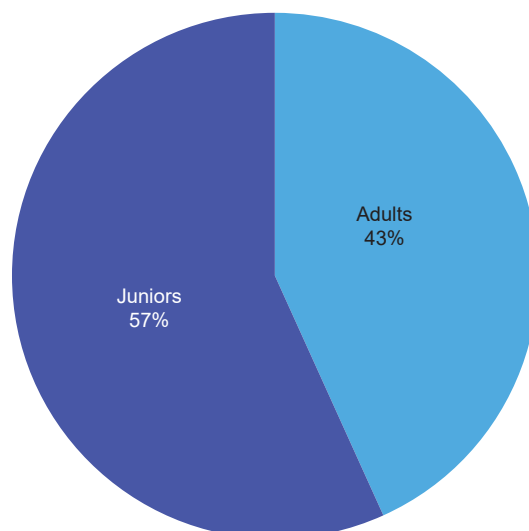
³ Require a Maltese citizen guarantee

⁴ Online registrations

N/A - not applicable

Source: Malta Libraries.

Chart 3. New public library membership by category: 2017*



* This chart excludes the 'other' category.

Table 3. Total book loans by locality of library: 2015-2017 ...

District and locality	2015	2016	2017
MALTA	777,804	841,590	906,455
Malta	643,259	698,488	774,051
Gozo and Comino	134,545	143,102	132,404
Southern Harbour	201,960	211,816	234,021
Cospicua	2,416	1,513	1,563
Fgura	16,138	15,875	13,181
Floriana	114,659	106,940	124,634
Kalkara	3,601	3,702	3,629
Ħal Luqa	19,120	25,540	29,526
Paola	18,710	27,803	27,221
Santa Luċija	7,072	8,831	12,406
Senglea	1,189	575	672
Ħal Tarxien	2,068	2,801	2,758
Valletta	1,636	1,691	1,408
Vittoriosa	2,473	3,196	2,897
Ħaż-Żabbar	12,878	13,349	14,126
Northern Harbour	194,141	231,268	243,215
Birkirkara	110,605	113,101	112,441
Gżira	8,054	7,685	8,773
Ħamrun	6,699	6,428	6,344
Msida	16,066	16,811	14,462
Pembroke	6,075	5,744	6,135
Ħal Qormi	30,100	64,719	79,171
San Ġwann	8,659	8,753	8,046
Tas-Sliema	7,883	8,027	7,843
South Eastern	122,428	124,273	148,363
Birżebbuġa	5,665	6,028	5,898
Ħal Għaxaq	8,623	8,973	9,767
Gudja	11,834	9,364	11,535
Ħal Kirkop	6,191	4,731	5,502
Marsaskala	19,737	21,499	23,168
Marsaxlokk	21,088	23,786	30,144
Mqabba	6,914	5,310	6,414
Qrendi	8,641	9,448	12,062
Ħal Safi	6,425	5,957	6,788
Żejtun	14,949	15,379	24,306
Żurrieq	12,361	13,798	12,779

... Table 3. Total book loans by locality of library: 2015-2017

District and Locality	2015	2016	2017
Western	53,943	52,945	55,278
Rabat	11,285	10,712	9,126
Ħad-Dingli	6,056	5,739	5,897
Mtarfa*	2,372	4,609	5,571
Ħ'Attard	14,138	11,509	13,894
Sigġiewi	8,004	6,835	6,466
Ħaż-Żebbuġ	12,088	13,541	14,324
Northern	70,787	78,186	93,174
Ħal Għargħur	2,800	2,253	3,136
Mellieħa	11,607	11,114	12,685
Mġarr	6,875	6,874	6,674
Mosta	28,259	36,752	48,765
Naxxar	11,470	11,097	11,655
St Paul's Bay	9,776	10,096	10,259
Gozo and Comino	134,545	143,102	132,404
Għajnsielem	5,325	6,937	7,932
Għarb	3,444	3,823	5,199
Għasri	2,690	2,528	2,468
Ta' Kerċem	1,270	1,194	1,143
Nadur	57,633	66,786	49,304
Qala	5,734	5,381	3,639
Victoria	31,760	28,634	33,829
San Lawrenz	2,943	2,081	2,659
Ta' Sannat	1,353	1,335	1,773
Xagħra	10,805	10,540	10,353
Xewkija	6,187	8,134	9,472
Żebbuġ	5,401	5,729	4,633

* Mtarfa new Library opened in 2015

Source: Malta Libraries.

Table 4. Books and periodicals received at the National Library of Malta under legal deposit: 2015-2017

	2015	2016	2017
Total	938	1,025	1,340
Books	435	515	477
Periodicals	503	510	863

Source: Malta Libraries.

Table 5. Imports and exports of printed book material and periodicals in terms of value: 2015-2017

€ 000

	2015	2016 (Revised)	2017 ^P
Imports	17,183	17,126	13,239
Printed book material	9,792	8,372	7,934
Printed periodicals	7,391	8,754	5,305
Exports	7,891	6,311	5,412
Printed book material	7,869	6,311	5,412
Printed periodicals	22	-	-

^P Provisional

Source: International Trade Statistics, NSO.

Table 6. Private final consumption expenditure in the domestic market: 2015-2017

€ 000

	2015 (Revised)	2016 (Revised)	2017
Total private final consumption expenditure	5,488,870	5,661,167	6,072,906
<i>of which:</i>			
Sub-total	45,194	39,642	37,534
Books	26,786	23,132	21,790
Newspapers and periodicals	14,823	13,323	12,572
Miscellaneous printed matter	3,586	3,187	3,172
% spent on printed material	0.82	0.70	0.62

Provisional data, subject to revisions.

2015-2017 are in line with News release 089/2018 'Gross Domestic Product: Q1/2018'.

Source: National Accounts, NSO.

Methodological notes

1. Malta Libraries is the public entity which took over the functions of the Libraries Department in 2011. It is responsible for the Malta and Gozo National Libraries, the Central Public Library, the Regional Libraries, the Branch Libraries and the Gozo Public Libraries.
2. In Table 5 goods are classified according to the Harmonised System division codes:
 - 4901 - Printed books, brochures, leaflets and similar printed matter, whether or not in single sheets.
 - 4902 - Newspapers, journals and periodicals, whether or not illustrated or containing advertising material.
3. In Table 6 'Miscellaneous printed matter' includes:
 - catalogues and advertising material;
 - posters, plain or picture postcards, calendars;
 - greeting cards and visiting cards, announcement and message cards;
 - maps and globes.and excludes:
 - pre-franked postcards and aerogrammes;
 - stamp albums.
4. References to this news release are to be cited appropriately.
5. A detailed news release calendar is available on:
https://nso.gov.mt/en/News_Releases/Release_Calendar/Pages/News-Release-Calendar.aspx