

13 April 2015 | 1100 hrs | 069/2015

Graduates at the tertiary level (ISCED levels 5 to 8) totalled 3,803 during academic year 2012/2013, equivalent to an increase of 6.6 per cent over academic year 2011/2012.

Graduate Students: 2012/2013

During the year of reference, 2,153 graduates achieved an ISCED level 6 qualification, equivalent to a first degree. Graduates at ISCED level 6 increased by 8.8 per cent over 2012. Female graduates at ISCED levels 6 and 7 outnumbered males, while male graduates at ISCED level 5 exceeded females by a slim majority (Table 1).

The majority of graduates in both 2013 and 2012 were enrolled on a full-time basis. This was equivalent to 82.6 per cent of the total. The number of ISCED level 6 graduates following a full-time course increased by 8.4 per cent over 2012, while part time graduates at the same level increased by 13.2 per cent. Part-time graduates in 2013 made up 17.4 per cent of the total, the majority of which achieved a qualification at ISCED level 7 (Table 2).

In 2013, the average age of students graduating at ISCED level 6 was 23.5 years and was similar to the average recorded in 2012 (23.4 years). Part-time graduates at all levels had a higher average age when compared with their full-time counterparts. The average age estimated for graduates at ISCED level 5 decreased by 2.8 years over the previous year. In contrast, ISCED level 8 students had an average graduation age of 35.3 years (Table 3).

The areas of social science, business and law were the most popular among students in 2013, resulting in 40.0 per cent of graduates majoring in this field. This was followed by graduates in science subjects, at 14.6 per cent of graduates (Table 4). The fields of study favoured the most by male graduates were engineering, manufacturing and construction and science. In contrast, females had a stronger presence in education and health (Chart 3).

In 2013, foreigners graduating in Malta totalled 199, equivalent to 5.2 per cent of total graduates. The number of graduates of foreign nationality in 2013 increased by 61 over 2012. Overall, the majority of foreign graduates were EU nationals (Table 5) ■

Compiled by:

**Unit C4: Education and
Information Society
Statistics**

**Directorate C: Social
Statistics**

Further information on data:

**Ms Sue Ann SCOTT
DRAGO**
T. +356 2599 7611
E. sueann.scott-drago@gov.mt

Kindly indicate source when quoting from this release.
The advance release calendar may be consulted at www.nso.gov.mt

Issued by: **External Cooperation and Communication Unit, National Statistics Office, Lascaris, Valletta VLT 2000, Malta.**
T. +356 2599 7219 F. +356 2599 7205 E. nso@gov.mt

Table 1. Graduates by sex, academic year and ISCED level

| ISCED 2011 level | Males | Females | Total |
|---|----------------------------|--------------|--------------|
| | Academic year 2012/2013 | | |
| ISCED 5 | 323 | 316 | 639 |
| ISCED 6 | 919 | 1,234 | 2,153 |
| ISCED 7 | 430 | 557 | 987 |
| ISCED 8 | 12 | 12 | 24 |
| Total | 1,684 | 2,119 | 3,803 |
| Academic year 2011/2012 | | | |
| ISCED 5 | 389 | 289 | 678 |
| ISCED 6 | 770 | 1,208 | 1,978 |
| ISCED 7 | 394 | 504 | 898 |
| ISCED 8 | 7 | 7 | 14 |
| Total | 1,560 | 2,008 | 3,568 |
| Percentage change $\frac{2012/2013}{2011/2012}$ | | | |
| ISCED 5 | -17.0 | 9.3 | -5.8 |
| ISCED 6 | 19.4 | 2.2 | 8.8 |
| ISCED 7 | 9.1 | 10.5 | 9.9 |
| ISCED 8 | 71.4 | 71.4 | 71.4 |
| Total | 7.9 | 5.5 | 6.6 |

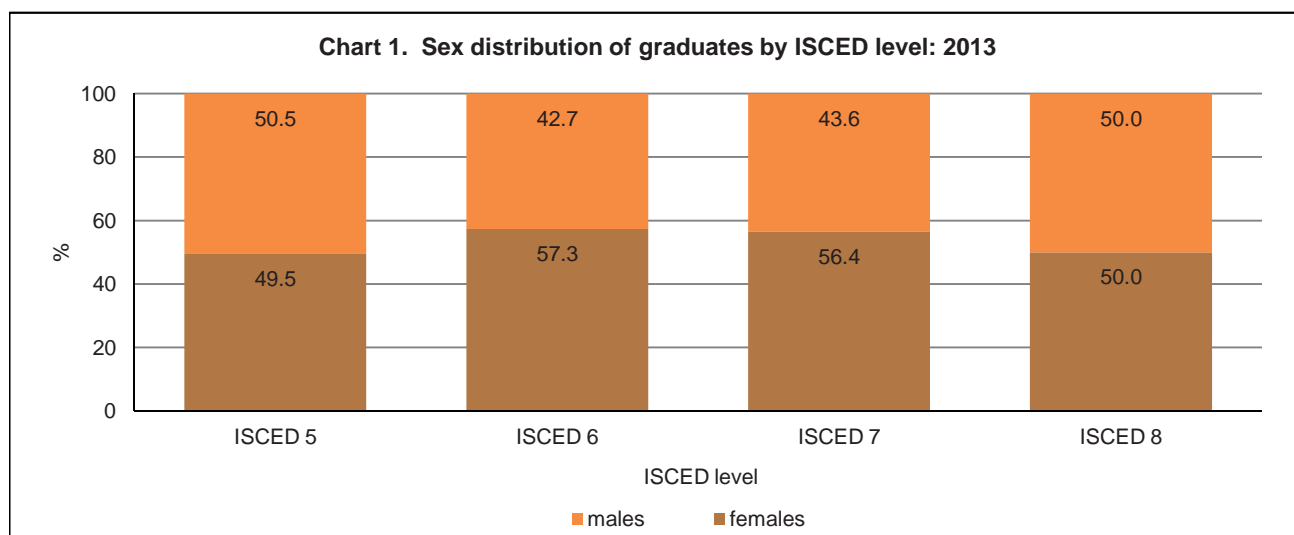


Table 2. Graduates by type of programme, academic year and ISCED level

| ISCED 2011 level | Full-time | Part-time | Total |
|------------------|----------------------------|-------------|-------------------------------|
| | Academic year 2012/2013 | | |
| ISCED 5 | 511 | 128 | 639 |
| ISCED 6 | 1,939 | 214 | 2,153 |
| ISCED 7 | 676 | 311 | 987 |
| ISCED 8 | 14 | 10 | 24 |
| Total | 3,140 | 663 | 3,803 |
| | Academic year 2011/2012 | | |
| ISCED 5 | 455 | 223 | 678 |
| ISCED 6 | 1,789 | 189 | 1,978 |
| ISCED 7 | 585 | 313 | 898 |
| ISCED 8 | 8 | 6 | 14 |
| Total | 2,837 | 731 | 3,568 |
| | Percentage change | | $\frac{2012/2013}{2011/2012}$ |
| ISCED 5 | 12.3 | -42.6 | -5.8 |
| ISCED 6 | 8.4 | 13.2 | 8.8 |
| ISCED 7 | 15.6 | -0.6 | 9.9 |
| ISCED 8 | 75.0 | 66.7 | 71.4 |
| Total | 10.7 | -9.3 | 6.6 |

Table 3. Average age of graduates by type of programme, academic year and ISCED level

| ISCED 2011 level | Full-time | Part-time | Total |
|------------------------------------|----------------------------|-----------|-------|
| | Academic year 2012/2013 | | |
| ISCED 5 | 21.1 | 32.7 | 23.4 |
| ISCED 6 | 22.4 | 33.4 | 23.5 |
| ISCED 7 | 25.7 | 32.7 | 27.9 |
| ISCED 8 | 33.4 | 38.0 | 35.3 |
| Academic year 2011/2012 | | | |
| ISCED 5 | 21.8 | 35.3 | 26.2 |
| ISCED 6 | 22.2 | 35.0 | 23.4 |
| ISCED 7 | 25.2 | 31.2 | 27.3 |
| ISCED 8 | 34.1 | 39.7 | 36.5 |

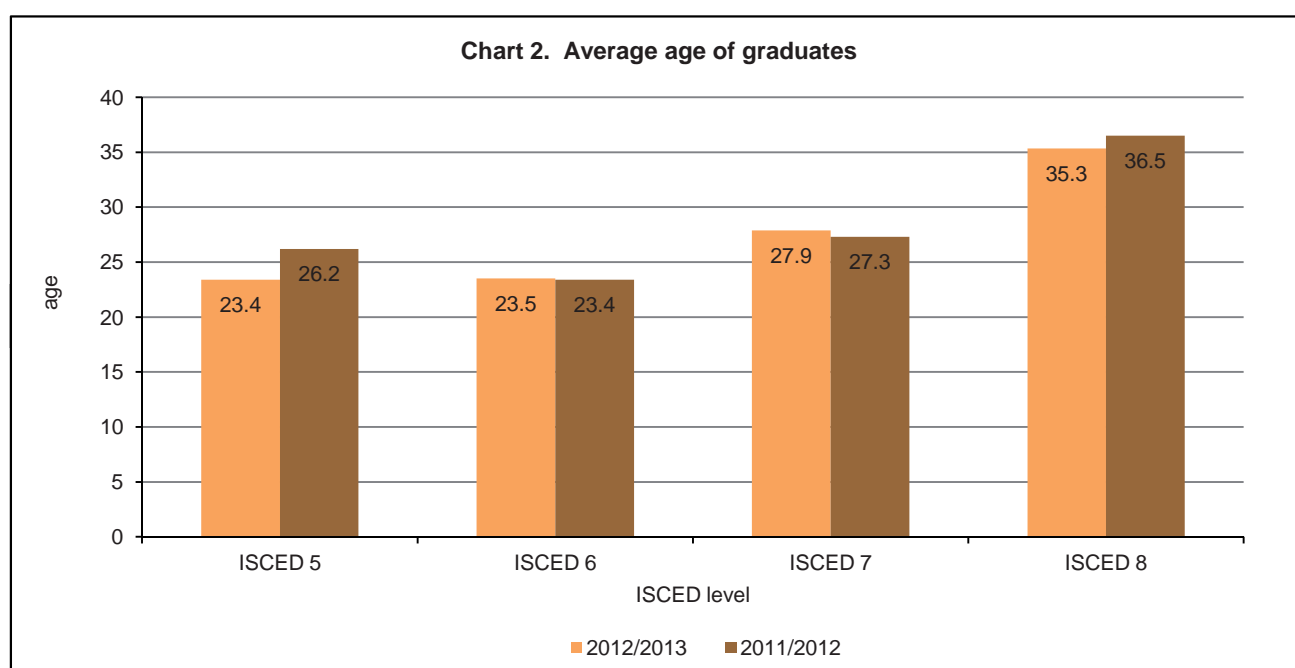
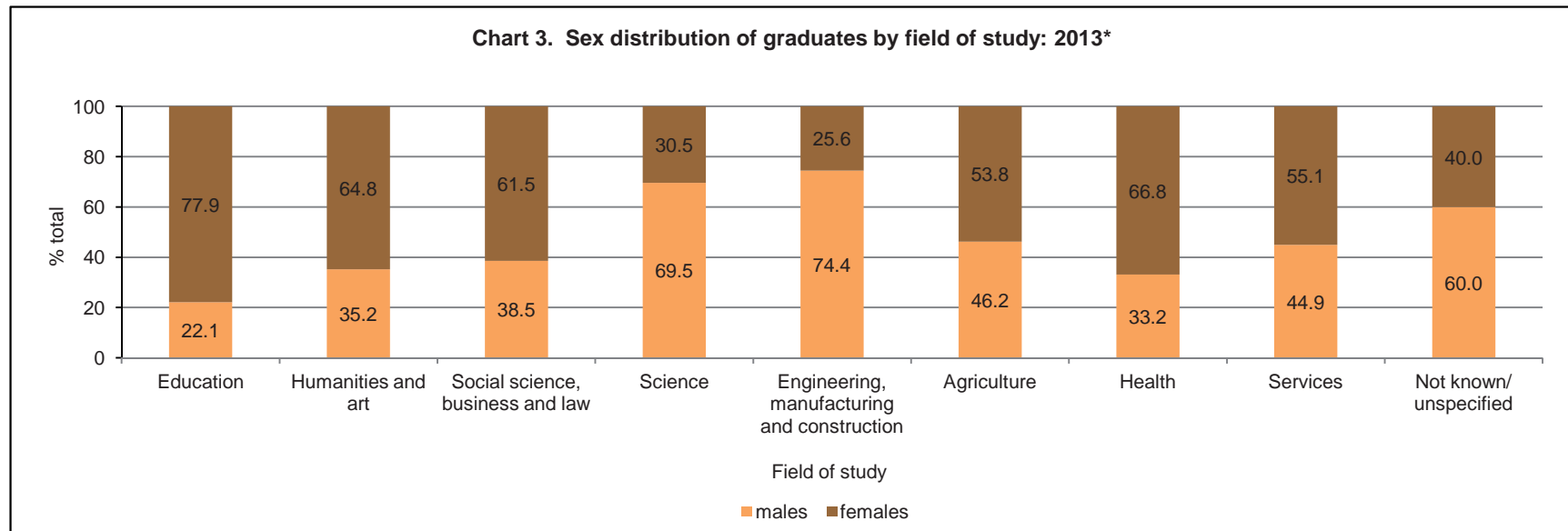


Table 4. Graduates by academic year, ISCED level and field of study

| Field of study | Academic year 2012/2013 | | | | Academic year 2011/2012 | | | |
|--|-------------------------|--------------|--------------|--------------|-------------------------|--------------|-------------|--------------|
| | ISCED 5 | ISCED 6 | ISCED 7 & 8 | Total | ISCED 5 | ISCED 6 | ISCED 7 & 8 | Total |
| Education | 7 | 273 | 32 | 312 | - | 265 | 30 | 295 |
| Teacher training and education science | 7 | 273 | 32 | 312 | - | 265 | 30 | 295 |
| Humanities and arts | 101 | 321 | 87 | 509 | 84 | 266 | 93 | 443 |
| Art | 101 | 108 | 8 | 217 | 79 | 59 | 9 | 147 |
| Humanities | - | 213 | 79 | 292 | 5 | 207 | 84 | 296 |
| Social sciences, business and law | 306 | 790 | 427 | 1,523 | 302 | 740 | 432 | 1,474 |
| Social and behavioural science | 22 | 212 | 114 | 348 | 30 | 220 | 107 | 357 |
| Journalism and information | - | 45 | - | 45 | - | 57 | 2 | 59 |
| Business and administration | 280 | 383 | 83 | 746 | 272 | 334 | 102 | 708 |
| Law | 4 | 150 | 230 | 384 | - | 129 | 221 | 350 |
| Science | 88 | 402 | 65 | 555 | 119 | 207 | 41 | 367 |
| Life sciences | - | 104 | 14 | 118 | - | 16 | 13 | 29 |
| Physical sciences | - | 59 | 13 | 72 | - | 75 | 13 | 88 |
| Mathematics and statistics | - | 20 | 2 | 22 | - | 11 | 2 | 13 |
| Computing | 88 | 219 | 36 | 343 | 119 | 105 | 13 | 237 |
| Engineering, manufacturing and construction | 85 | 160 | 107 | 352 | 100 | 129 | 74 | 303 |
| Engineering and engineering trade | 57 | 150 | 46 | 253 | 71 | 129 | 17 | 217 |
| Manufacturing and processing | - | - | - | - | 12 | - | - | 12 |
| Architecture and building | 28 | 10 | 61 | 99 | 17 | - | 57 | 74 |
| Agriculture | 13 | - | - | 13 | 15 | - | - | 15 |
| Agriculture, forestry and fishing | 13 | - | - | 13 | 15 | - | - | 15 |
| Health and welfare | 21 | 155 | 231 | 407 | 8 | 330 | 230 | 568 |
| Health | 16 | 103 | 208 | 327 | 8 | 280 | 145 | 433 |
| Social services | 5 | 52 | 23 | 80 | - | 50 | 85 | 135 |
| Services | 18 | 47 | 62 | 127 | 50 | 41 | 12 | 103 |
| Personal services | 18 | 33 | 11 | 62 | 25 | 41 | 12 | 78 |
| Environmental protection | - | 9 | 46 | 55 | - | - | - | - |
| Security services | - | 5 | 5 | 10 | 25 | - | - | 25 |
| Not known/ Unspecified | - | 5 | - | 5 | - | - | - | - |
| Total | 639 | 2,153 | 1,011 | 3,803 | 678 | 1,978 | 912 | 3,568 |



*tertiary education comprises ISCED levels 5 to 8

Table 5. Graduates at the tertiary level by sex, academic year and continent*

| Continent | Males | Females | Total | Males | Females | Total |
|--|-------------------------|--------------|--------------|-------------------------|--------------|--------------|
| | Academic year 2012/2013 | | | Academic year 2011/2012 | | |
| Total | 1,684 | 2,119 | 3,803 | 1,560 | 2,008 | 3,568 |
| Europe | 1,646 | 2,067 | 3,713 | 1,512 | 1,975 | 3,487 |
| of which: | | | | | | |
| Maltese | 1,608 | 1,996 | 3,604 | 1,499 | 1,931 | 3,430 |
| Other EU | 31 | 58 | 89 | 9 | 32 | 41 |
| Non-EU | 7 | 13 | 20 | 4 | 12 | 16 |
| America | 10 | 22 | 32 | 14 | 17 | 31 |
| Africa | 14 | 17 | 31 | 18 | 7 | 25 |
| Asia | 13 | 13 | 26 | 16 | 9 | 25 |
| Australia | 1 | - | 1 | - | - | - |
| % foreigners of total graduates | 4.5 | 5.8 | 5.2 | 3.9 | 3.8 | 3.9 |

*tertiary education comprises ISCED levels 5 to 8

Methodological Notes

1. Institutions providing formal education fall within the scope of this news release with the exception of institutions providing distance learning.
2. This news release contains information on graduates at the tertiary level only. This corresponds to ISCED 2011 levels 5 to 8.

3. Definitions:

- **Graduates** are those who successfully complete an educational programme during the reference year and are awarded a qualification.

- **International Standard Classification of Education - ISCED:** This is a framework for assembling, compiling, and analysing cross-nationally comparable statistics on education. ISCED is a member of the United Nations International Family of Economic and Social Classifications and is the reference classification for organizing education programmes and related qualifications by levels and fields of education. The ISCED is a product of international agreement and is adopted formally by the General Conference of UNESCO Member States.

In this release ISCED levels are based on ISCED 2011 classification:

ISCED 5 - Short cycle tertiary education, e.g. Higher National Diploma

ISCED 6 - Bachelor's or equivalent level: tertiary education

ISCED 7 - Master's or equivalent level: tertiary education

ISCED 8 - Doctoral or equivalent level, e.g. PhD: tertiary education

Not available - ISCED level unknown

- **Fields of study:** ISCED Fields of Education and Training classifies education programmes and related qualifications by fields of study. A field is the 'broad domain, branch or area of content covered by an education programme or qualification'. Fields of education and training and levels of education or educational attainment are cross-classification variables within ISCED and are therefore independent of each other.

- **Average age** is calculated as at 1 January of the academic year.

4. More information relating to this news release may be accessed at:

Statistical Concepts: <http://nso.gov.mt/metadata/concepts.aspx>

Metadata: <http://nso.gov.mt/metadata/reports.aspx?id=41>

Classifications: <http://nso.gov.mt/metadata/classificationdetails.aspx?id=ISCED 2011>