

Total outbound tourists for the second quarter in 2018 were estimated at 146,162, an increase of 16.5 per cent over the corresponding quarter of 2017.

Outbound Tourism: Q2/2018

April-June 2018

During the second quarter of 2018, outbound tourist trips towards non-EU countries increased by 39.8 per cent over the same quarter in 2017 (Table 1). Italy and the United Kingdom remained the most popular destinations, with a joint share of 49.0 per cent of total tourist trips (Table 6).

Total nights spent by outbound tourists increased by 3.2 per cent, amounting to 943,085 nights. In absolute terms, the majority of guest nights (55.5 per cent) were spent in rented accommodation establishments (Table 3).

Total estimated outlay by outbound tourists between April and June increased by 9.2 per cent over the same quarter of 2017, and stood at €118.3 million, equivalent to an average €809 per trip (Tables 4 and 5).

January-June 2018

Total outbound tourist trips between January and June 2018 numbered 283,891, an increase of 18.0 per cent over 2017 (Table 7). Total nights spent by outbound tourists went up by 9.9 per cent, reaching nearly 1.8 million nights (Table 9). In addition, total estimated outlay by resident tourists stood at €221.5 million, 10.1 per cent higher than that recorded for the same period in 2017 (Table 10) ■

Chart 1. Year-on-year percentage changes

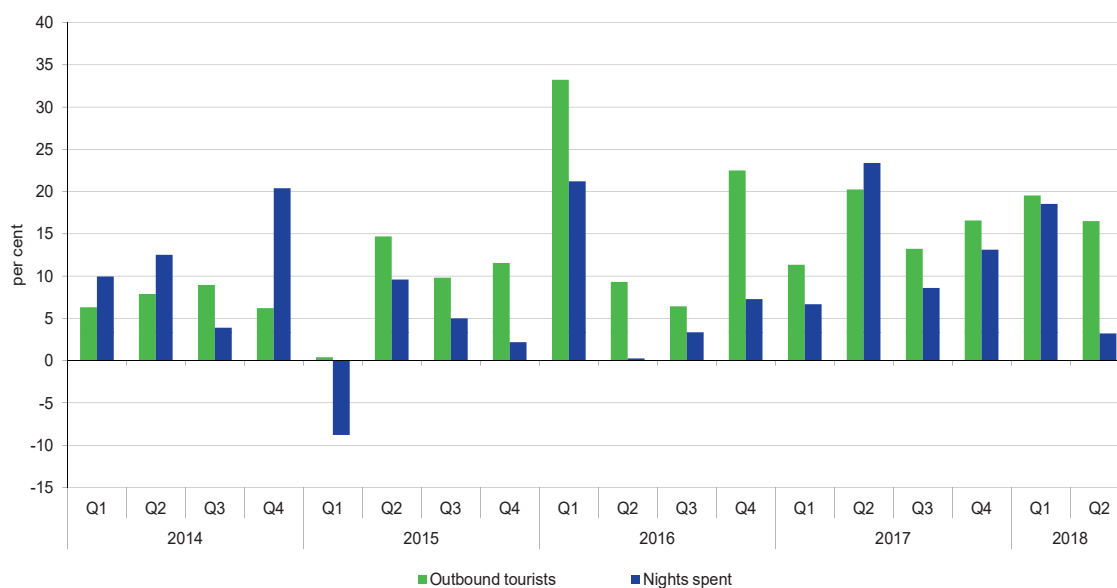


Table 1. Profile of outbound tourists by period of departure

Characteristics	April-June (Q2)			Change	Percentage change
	2016	2017	2018	2018/2017	
Outbound tourists	104,331	125,454	146,162	20,708	16.5
Type and mode of travel					
Air	98,798	119,216	140,108	20,892	17.5
Low-cost airlines	45,983	62,025	66,099	4,074	6.6
Other airlines	52,815	57,191	74,009	16,818	29.4
Sea	5,533	6,238	6,054	-	-
Sex					
Males	60,214	71,173	78,917	7,744	10.9
Females	44,118	54,281	67,245	12,964	23.9
Age group					
0-24	16,241	19,555	19,088	-	-
25-44	50,378	64,126	74,117	9,991	15.6
45-64	28,290	32,027	40,123	8,096	25.3
65 or more	9,422	9,746	12,834	3,087	31.7
Final destination					
EU	93,863	112,591	128,183	15,592	13.8
<i>of which: Euro area</i>	65,634	78,130	90,547	12,417	15.9
Non-EU	10,469	12,863	17,978	5,116	39.8
Purpose of visit					
Holiday	52,375	62,067	77,659	15,592	25.1
Visiting relatives and friends	23,946	33,020	34,168	-	-
Business and professional	17,477	19,620	25,145	5,526	28.2
Other (including educational, religious and health tourism)	10,532	10,748	9,189	-1,559	-14.5
Organisation of stay					
Package	11,430	14,760	16,419	1,660	11.2
Non-package	92,901	110,694	129,742	19,048	17.2
Duration of visit					
1-3 nights	35,329	36,121	49,256	13,135	36.4
4-6 nights	33,846	44,408	51,927	7,519	16.9
7 nights or more	35,157	44,925	44,978	-	-
Average length of stay (nights)	7.1	7.3	6.5	-0.8	-

Note: Totals may not add up due to rounding.

Table 2. Outbound tourists by period of departure and type of accommodation

Type of accommodation	April-June (Q2)			Change	Percentage change
	2016	2017	2018		
Rented accommodation	73,613	85,784	102,191	16,407	19.1
Collective	62,524	73,799	84,646	10,848	14.7
Other rented	11,090	11,985	17,545	5,560	46.4
Non-rented accommodation	30,718	39,671	43,971	4,300	10.8
Total tourists	104,331	125,454	146,162	20,708	16.5

Note: Totals may not add up due to rounding.

Table 3. Total nights spent by outbound tourists by period of departure and type of accommodation

Type of accommodation	April-June (Q2)			Change	Percentage change
	2016	2017	2018		
Rented accommodation	411,058	465,740	523,695	57,955	12.4
Collective	313,512	374,228	416,086	41,858	11.2
Other rented	97,546	91,512	107,609	16,097	17.6
Non-rented accommodation	329,412	447,967	419,390	-28,577	-6.4
Total nights	740,470	913,707	943,085	29,379	3.2

Note: Totals may not add up due to rounding.

Chart 2. Average length of stay by type of accommodation: Quarter 2

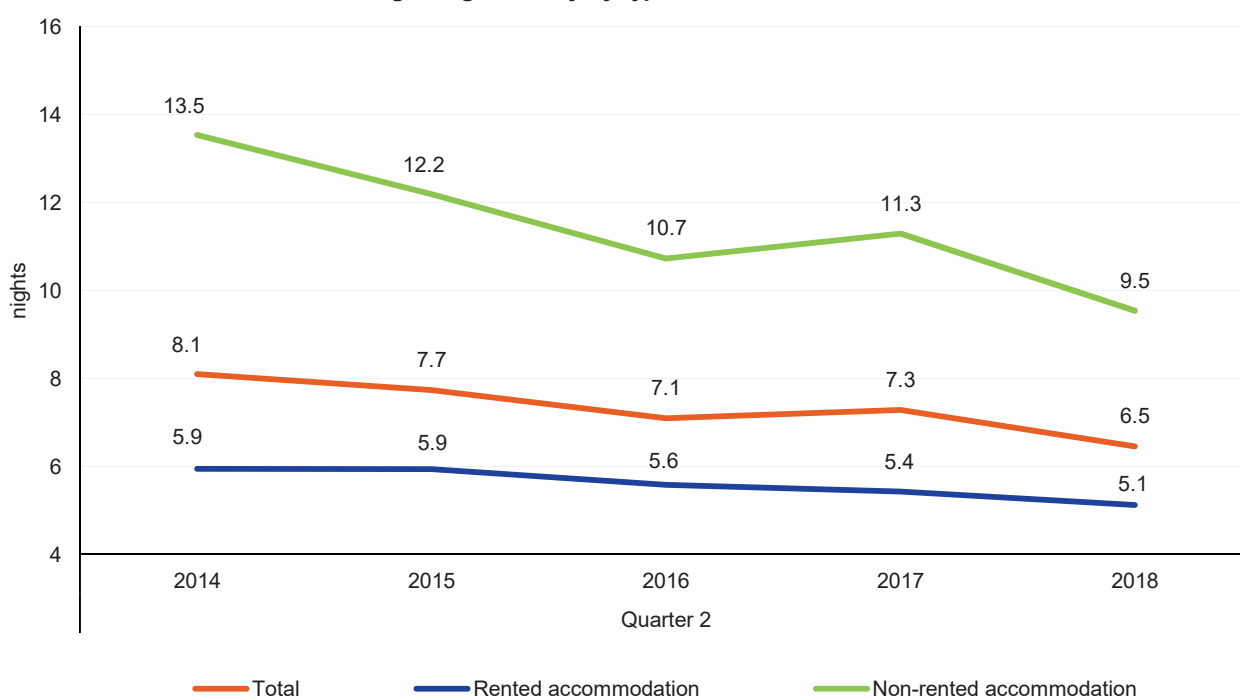


Table 4. Total expenditure by outbound tourists by period of departure and expenditure category

€000

Expenditure category	April-June (Q2)			Change	Percentage change
	2016	2017	2018		
Package	6,953	9,083	11,200	2,117	23.3
Non-package	32,431	39,190	42,894	3,704	9.5
Air/sea fares	15,963	20,275	21,581	1,306	6.4
Accommodation	16,468	18,915	21,313	2,398	12.7
Other expenditure	48,760	60,101	64,198	4,097	6.8
Total expenditure	88,144	108,374	118,292	9,918	9.2

Notes:

1. Expenditure estimates are rounded to the nearest thousand Euro.
2. Totals may not add up due to rounding.

Table 5. Average expenditure per capita and per night by outbound tourists by period of departure and expenditure category

€

Expenditure category	April-June (Q2)					
	per capita			per night		
	2016	2017	2018	2016	2017	2018
Package	608	615	682	104	114	112
Non-package	349	354	330	48	47	51
Air/sea fares	172	183	166	24	24	26
Accommodation	266	268	245	48	50	49
Other expenditure	467	479	439	66	66	68
Total	845	864	809	119	119	125

Chart 3a. Expenditure per capita: Quarter 2

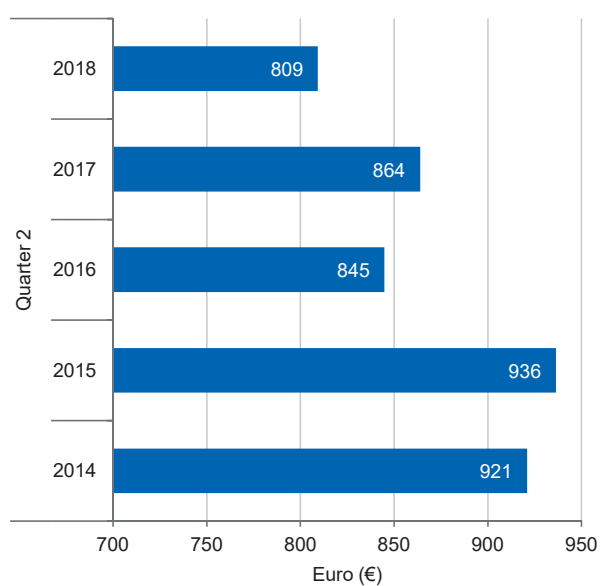


Chart 3b. Expenditure per night: Quarter 2

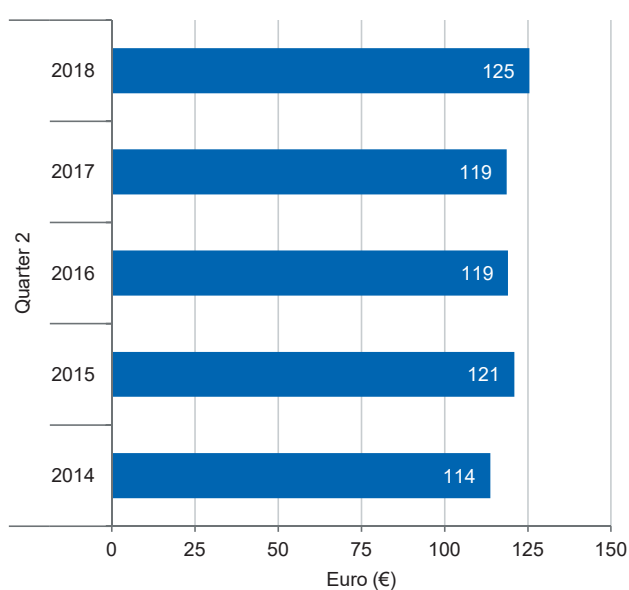


Table 6. Outbound tourists, nights spent and total expenditure by period of departure and final destination

Final destination	April-June (Q2)			Change	Percentage change
	2016	2017	2018	2018/2017	
Tourists					
EU	93,863	112,591	128,183	15,592	13.8
<i>of which:</i>					
France	3,915	4,150	5,863	1,713	41.3
Germany	6,038	7,702	7,734	-	-
Italy	36,533	40,863	47,695	6,832	16.7
Spain	5,569	7,589	9,970	2,381	31.4
United Kingdom	19,812	21,293	23,957	2,665	12.5
Non-EU	10,469	12,863	17,978	5,116	39.8
Total	104,331	125,454	146,162	20,708	16.5
Nights					
EU	580,031	687,650	721,076	33,426	4.9
<i>of which:</i>					
France	22,832	27,158	29,309	2,151	7.9
Germany	38,874	46,187	51,123	-	-
Italy	163,474	195,028	220,119	25,091	12.9
Spain	37,942	52,309	56,303	3,993	7.6
United Kingdom	146,699	138,795	162,593	23,798	17.1
Non-EU	160,439	226,057	222,010	-4,047	-1.8
Total	740,470	913,707	943,085	29,379	3.2
Total Expenditure (€000)					
EU	72,694	87,822	93,070	5,248	6.0
<i>of which:</i>					
France	3,509	3,992	4,613	621	15.5
Germany	4,997	6,653	6,879	-	-
Italy	23,028	26,791	27,808	1,017	3.8
Spain	4,530	6,215	7,354	1,139	18.3
United Kingdom	17,149	18,345	20,702	2,357	12.8
Non-EU	15,450	20,552	25,222	4,670	22.7
Total	88,144	108,374	118,292	9,918	9.2

Notes:

1. Expenditure estimates are rounded to the nearest thousand Euro.
2. Totals may not add up due to rounding.

Chart 4. Average expenditure per capita by final destination: Quarter 2 (2018)

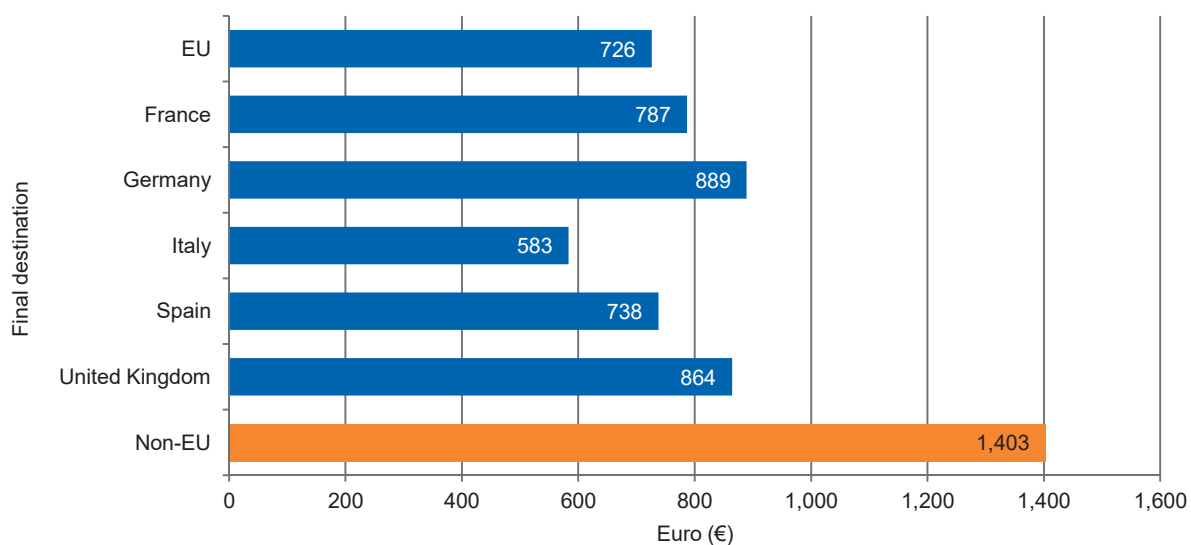


Table 7. Profile of outbound tourists by period of departure

Characteristics	January-June			Change	Percentage change
	2016	2017	2018	2018/2017	
Outbound tourists	207,795	240,673	283,891	43,219	18.0
Type and mode of travel					
Air	196,197	229,003	271,799	42,796	18.7
Low-cost airlines	89,803	123,510	134,238	10,728	8.7
Other airlines	106,394	105,493	137,561	32,068	30.4
Sea	11,598	11,670	12,092	-	-
Sex					
Males	119,393	137,622	155,827	18,205	13.2
Females	88,402	103,051	128,065	25,014	24.3
Age group					
0-24	35,703	38,475	43,259	4,784	12.4
25-44	97,911	121,065	140,225	19,159	15.8
45-64	58,267	63,189	79,179	15,990	25.3
65 or more	15,913	17,944	21,229	3,284	18.3
Final destination					
EU	185,435	217,937	251,594	33,657	15.4
<i>of which: Euro area</i>	126,371	147,731	171,632	23,901	16.2
Non-EU	22,360	22,736	32,297	9,561	42.1
Purpose of visit					
Holiday	107,543	123,184	155,252	32,069	26.0
Visiting relatives and friends	46,957	57,546	66,109	8,562	14.9
Business and professional	35,703	41,181	46,757	5,576	13.5
Other (including educational, religious and health tourism)	17,591	18,762	15,774	-2,988	-15.9
Organisation of stay					
Package	23,837	25,054	34,235	9,181	36.6
Non-package	183,958	215,618	249,656	34,038	15.8
Duration of visit					
1-3 nights	69,657	77,774	97,114	19,340	24.9
4-6 nights	67,757	84,922	100,070	15,148	17.8
7 nights or more	70,381	77,977	86,707	8,731	11.2
Average length of stay (nights)	6.7	6.7	6.3	-0.4	-

Note: Totals may not add up due to rounding.

Table 8. Outbound tourists by period of departure and type of accommodation

Type of accommodation	January-June			Change	Percentage change
	2016	2017	2018	2018/2017	
Rented accommodation	148,488	169,232	200,420	31,188	18.4
Collective	127,982	145,188	169,807	24,619	17.0
Other rented	20,507	24,044	30,613	6,569	27.3
Non-rented accommodation	59,306	71,441	83,471	12,031	16.8
Total tourists	207,795	240,673	283,891	43,219	18.0

Note: Totals may not add up due to rounding.

Table 9. Total nights spent by outbound tourists by period of departure and type of accommodation

Type of accommodation	January-June			Change	Percentage change
	2016	2017	2018	2018/2017	
Rented accommodation	828,002	890,529	1,020,918	130,389	14.6
Collective	650,180	702,275	825,101	122,826	17.5
Other rented	177,822	188,254	195,817	7,563	4.0
Non-rented accommodation	574,030	729,023	758,980	29,958	4.1
Total nights	1,402,031	1,619,552	1,779,898	160,347	9.9

Note: Totals may not add up due to rounding.

Table 10. Total expenditure by outbound tourists by period of departure and expenditure category

€000

Expenditure category	January-June			Change	Percentage change
	2016	2017	2018	2018/2017	
Package	14,076	13,918	20,499	6,582	47.3
Non-package	64,408	73,556	80,956	7,400	10.1
Air/sea fares	32,113	37,632	40,955	3,323	8.8
Accommodation	32,295	35,924	40,001	4,077	11.3
Other expenditure	101,548	113,717	120,092	6,375	5.6
Total expenditure	180,033	201,191	221,547	20,356	10.1

Notes:

1. Expenditure estimates are rounded to the nearest thousand Euro.
2. Totals may not add up due to rounding.

Table 11. Average expenditure per capita and per night by outbound tourists by period of departure and expenditure category

€

Expenditure category	January-June					
	per capita			per night		
	2016	2017	2018	2016	2017	2018
Package	591	556	599	107	107	106
Non-package	350	341	324	51	49	51
Air/sea fares	175	175	164	25	25	26
Accommodation	252	251	238	44	49	47
Other expenditure	489	472	423	72	70	67
Total	866	836	780	128	124	124

Table 12. Outbound tourists, nights spent and total expenditure by period of departure and final destination

Final destination	January-June			Change	Percentage change
	2016	2017	2018	2018/2017	
Tourists					
EU	185,435	217,937	251,594	33,657	15.4
<i>of which:</i>					
France	6,977	8,019	10,643	2,624	32.7
Germany	12,047	16,022	15,616	-	-
Italy	72,708	78,746	92,572	13,826	17.6
Spain	9,024	13,326	15,718	2,391	17.9
United Kingdom	43,533	48,542	56,121	7,579	15.6
Non-EU	22,360	22,736	32,297	9,561	42.1
Total	207,795	240,673	283,891	43,219	18.0
Nights					
EU	1,085,753	1,237,793	1,390,942	153,149	12.4
<i>of which:</i>					
France	41,481	48,772	63,073	14,301	29.3
Germany	74,083	97,289	97,334	-	-
Italy	320,470	351,541	413,882	62,341	17.7
Spain	57,894	84,273	90,904	6,631	7.9
United Kingdom	299,514	287,965	344,059	56,093	19.5
Non-EU	316,279	381,759	388,957	7,198	1.9
Total	1,402,031	1,619,552	1,779,898	160,347	9.9
Total Expenditure (€000)					
EU	143,764	162,032	175,349	13,317	8.2
<i>of which:</i>					
France	6,459	7,282	8,669	1,388	19.1
Germany	10,987	13,726	12,977	-	-
Italy	45,129	48,244	51,926	3,682	7.6
Spain	7,312	10,279	11,371	1,091	10.6
United Kingdom	37,853	39,188	44,455	5,266	13.4
Non-EU	36,269	39,159	46,198	7,039	18.0
Total	180,033	201,191	221,547	20,356	10.1

Notes:

1. Expenditure estimates are rounded to the nearest thousand Euro.
2. Totals may not add up due to rounding.

Methodological Notes

1. This release focuses on outbound tourism, which comprises the activities of residents of Malta travelling to, and staying in places outside Malta (i.e. outside their usual environment), and staying for not more than 12 consecutive months for personal, business or other purposes.
2. Outbound tourism trips are collected from an ongoing frontier national survey known as Tourstat. Tourist air departures are collected through a continuous survey carried out at the departure lounge of the Malta International Airport. A two-stage sampling design is used to collect air passengers. In the first stage, alternate days and nights are selected. In the second stage, within each shift, a sample of passengers is selected systematically. Every crossing passenger is counted and respondents are selected using a pre-defined interval of 1:20 for air.
3. Tourist sea departures are collected through a regular survey, conducted during three separate months every year at the Valletta Cruise Port. A quota sample is used to conduct sea passenger departures in which survey interviewers are guided to select people according to some fixed quota. Survey data is supplemented by administrative data provided by ferry operators.
4. 'Tourist trips' differs from the 'number of tourists' such that the same person can undertake more than one trip during a reference period.
5. Absolute and percentage changes between one survey estimate and another based on less than 1,500 tourists should be treated with caution and are represented in this news release by means of the dash symbol (-).
6. Expenditure data in this release represent the budgeted expenditure of outbound tourists prior to their departure.
7. **Definitions:**
 - **Usual Environment:** The geographical area, though not necessarily a contiguous one, within which an individual conducts his regular life routines and shall be determined on the basis of the following criteria: the crossing of administrative borders or the distance from the place of usual residence, the duration of visit, the frequency of visit, the purpose of visit.
 - **Resident:** A person is considered to be a resident of Malta/Gozo if:
 - a. S/he has lived for most of the past 12 months in Malta/Gozo;
 - b. S/he has lived in Malta/Gozo for less than 12 months but intends to return within a year to settle here.
 - **Traveller:** A person who moves between different geographic locations, for any purpose and any duration.
 - **Visitor:** The three fundamental criteria used to distinguish visitors from travellers are:
 - a. **The trip should be to a place other than that of the usual environment**, which would exclude short-distance local transport and commuting, i.e. more or less regular trips between the place of work/study and the place of residence;
 - b. **The stay in the place visited should not last more than twelve consecutive months**, beyond which the visitor would become a resident of that place (from the statistical standpoint);
 - c. **The main purpose of the visit should be other than the exercise of an activity remunerated from within the place visited**, which would exclude migratory movements for work purposes.
 - **Tourist trips:** Trips with at least one overnight stay in either collective or private accommodation in the place/country visited.
 - **Total nights spent:** nights which a guest actually spends or is registered to spend in a collective accommodation establishment or in a private accommodation.
 - **Average length of stay:** the number of nights spent divided by the number of trips during a specified reference period.
 - **Rented accommodation:** consists of the following two sub-categories:
 - a. **Collective accommodation:** comprises hotels, guesthouses, hostels, tourist villages, holiday complex, Bed & Breakfast and campsites.
 - b. **Other rented accommodation:** comprises holiday furnished premises (farmhouses, flats and villas), host families, marinas, paid-convents, rented yachts and student dormitories.
 - **Non-rented accommodation:** comprises own private residence (owned dwellings, owned caravans and yachts), staying with friends or relatives (even if charged - includes also friends' private apartments) and other private accommodation (oil rig, free-convents or timeshare, etc.).
 - **Total expenditure:** refers to the amount that is going to be paid for the acquisition of consumption goods and services, as well as valuables during tourism trips. It includes expenditures by visitors themselves, as well as expenses that are paid for or reimbursed by others. Maltese residents are asked to budget the expenditures which they are about to incur when travelling abroad. The total expenditure is broken down by the following expenditure items:
 - a. **Package expenditure:** refers to the whole amount of money spent in transport, accommodation and others services such as rental of a car, activities or outings during the trip.

- b. **Non-Package expenditure:** is the amount of money spent in transport and accommodation reported separately.
- c. **Other expenditure:** is the amount spent on shopping, souvenirs, tickets for concerts or a sport event, entrance to a museum or zoo and day excursions during a tourism trip. It also includes durables and valuable goods, that is, the amount spent on cars, computers, paintings, jewellery and works of art.

8. More information relating to this news release may be accessed at:

Sources and Methods: https://nso.gov.mt/en/nso/Sources_and_Methods/Unit_C3/Tourism_Statistics/Pages/TOURSTAT-Survey.aspx

Statistical Concepts: <http://nso.gov.mt/metadata/concepts.aspx>

Metadata: <http://nso.gov.mt/metadata/reports.aspx?id=39>

Statistical Database: <http://nso.gov.mt/statdb/start>

9. References to this news release are to be cited appropriately.

10. A detailed news release calendar is available on
https://nso.gov.mt/en/News_Releases/Release_Calendar/Pages/News-Release-Calendar.aspx