

Student enrolments in post-secondary and tertiary institutions in academic year 2016-2017 totalled 24,619, slightly lower than the preceding year.

Post-secondary and Tertiary Student Enrolments: Academic year 2016-2017

Post-secondary students

Post-secondary students enrolled in Sixth Forms and other post-secondary institutions totalled 10,194 during academic year 2016-2017, a decrease of 7.0 per cent over the previous academic year. The largest proportion (88.8 per cent) were aged between 15 and 19 (Table 2). Foreign students enrolled in such institutions amounted to 667, accounting for 6.5 per cent of the total enrolled at post-secondary level (Table 3). The vast majority of enrolments (88.6 per cent) were in state-run institutions. Those enrolled in vocational institutions accounted for 47.2 per cent of total students at this level (Table 4).

The most popular field of study among vocational students was 'Services' (18.9 per cent), closely followed by 'Engineering, manufacturing and construction' (18.1 per cent) and 'Information and Communication Technologies' (15.5 per cent) (Chart 3). Courses followed within 'Services' included tourism-related courses.

Tertiary students

Tertiary students enrolled in tertiary-level courses numbered 14,425 during academic year 2016-2017, an increase of 4.8 per cent when compared to academic year 2015-2016. At 55.9 per cent, the majority comprised female students. Almost three-quarters of the total student population at this level (73.5 per cent) were studying on a full-time basis. Nevertheless, part-time enrolments showed an increase of 14.3 per cent over the previous academic year. The largest proportion of tertiary students (57.9 per cent) were engaged in courses at ISCED level 6 (Bachelor's or equivalent). This proportion was followed by enrolments at ISCED level 7 (Master's or equivalent) – 29.4 per cent (Table 5).

Most tertiary students were aged between 20 and 24 (46.7 per cent), followed by those under 20 years (21.6 per cent) (Table 6). Female students outnumbered their male counterparts at almost all ISCED levels of tertiary education (Chart 4).

During academic year 2016-2017, foreign students totalled 1,204, accounting for 8.3 per cent of tertiary-level enrolments. This shows an increase of 16.7 per cent over the previous academic year (Table 7).

At tertiary level the most popular fields of study emerged as 'Business, administration and law' (3,857 students) and 'Health and welfare' (2,802 students). In total, these two fields of study accounted for around 46 per cent of tertiary-level enrolments in this academic year (Tables 8 and 9) ■

Table 1. Students enrolled in post-secondary and tertiary institutions by academic year and sex

	Academic year			Change	Percentage change
	2014-2015	2015-2016	2016-2017	2016-2017/2015-2016	
	Males				
Post-secondary	5,562	5,600	5,221	-379	-6.8
Tertiary	5,828	6,259	6,364	105	1.7
Total	11,390	11,859	11,585	-274	-2.3
Females					
Post-secondary	5,595	5,358	4,973	-385	-7.2
Tertiary	7,388	7,505	8,061	556	7.4
Total	12,983	12,863	13,034	171	1.3
Total					
Post-secondary	11,157	10,958	10,194	-764	-7.0
Tertiary	13,216	13,764	14,425	661	4.8
Total	24,373	24,722	24,619	-103	-0.4

Note: For more information, please refer to methodological notes 4 and 5.

Chart 1. Post-secondary and tertiary enrolments

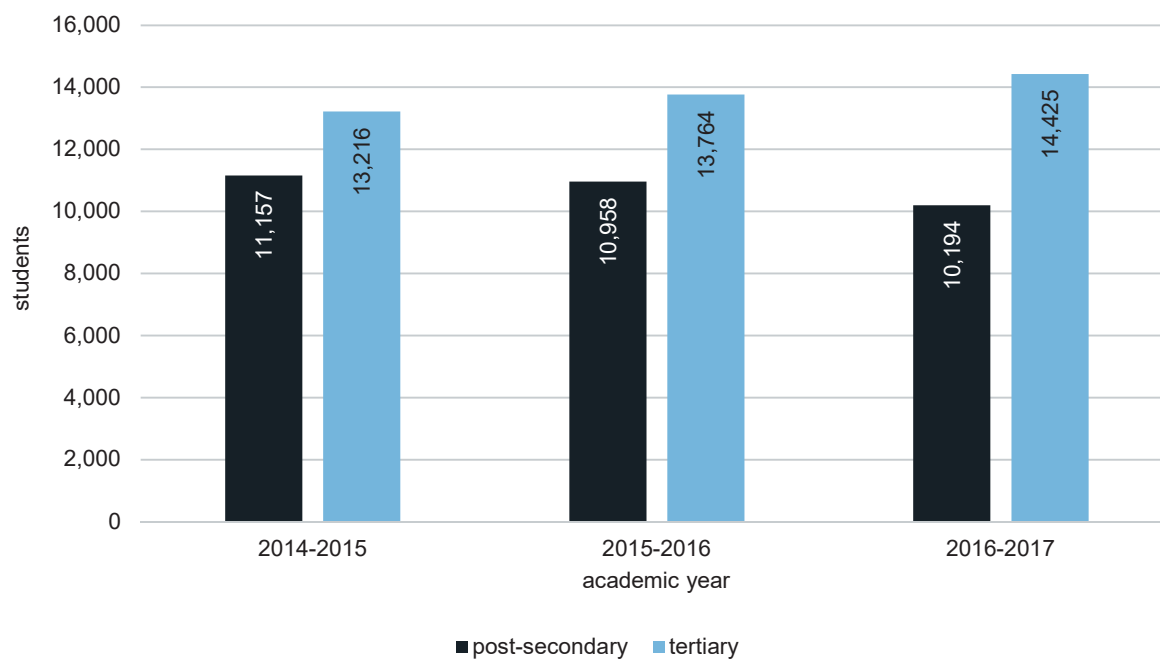


Table 2. Students enrolled in post-secondary institutions by age group, academic year and sex

Age group	Academic year			Change	Percentage change
	2014-2015	2015-2016	2016-2017	2016-2017/2015-2016	
	Males				
15-19	4,774	4,766	4,514	-252	-5.3
20-24	673	674	541	-133	-19.7
25-29	58	81	86	5	6.2
30-34	30	34	37	3	8.8
35-39	12	19	22	3	15.8
40-44	9	12	11	-1	-8.3
45-49	5	8	5	-3	-37.5
50+	1	6	5	-1	-16.7
Total	5,562	5,600	5,221	-379	-6.8
	Females				
15-19	4,998	4,703	4,542	-161	-3.4
20-24	470	446	329	-117	-26.2
25-29	48	78	37	-41	-52.6
30-34	40	44	18	-26	-59.1
35-39	21	43	27	-16	-37.2
40-44	10	22	12	-10	-45.5
45-49	5	8	3	-5	-62.5
50+	3	14	5	-9	-64.3
Total	5,595	5,358	4,973	-385	-7.2
	Total				
15-19	9,772	9,469	9,056	-413	-4.4
20-24	1,143	1,120	870	-250	-22.3
25-29	106	159	123	-36	-22.6
30-34	70	78	55	-23	-29.5
35-39	33	62	49	-13	-21.0
40-44	19	34	23	-11	-32.4
45-49	10	16	8	-8	-50.0
50+	4	20	10	-10	-50.0
Total	11,157	10,958	10,194	-764	-7.0

Note: For more information, please refer to methodological note 4.

Chart 2. Post-secondary enrolments

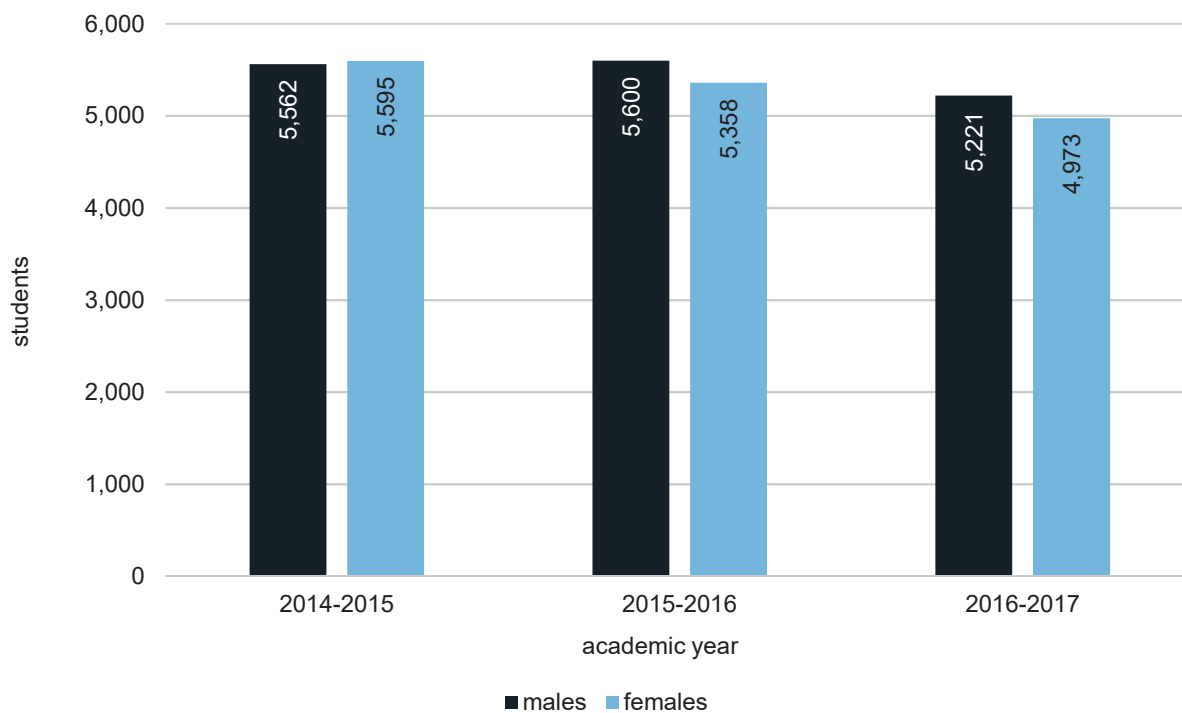


Table 3. Students enrolled in post-secondary institutions by nationality and academic year

Nationality	Academic year		
	2014-2015	2015-2016	2016-2017
Maltese	10,574	10,281	9,527
Other EU	237	288	283
<i>of which:</i>			
Bulgarian	43	62	62
Italian	34	46	52
British	58	59	51
German	29	22	23
Romanian	12	16	16
Non-EU	340	378	384
<i>of which:</i>			
Libyan	12	42	58
Russian	94	49	57
Serbian	27	25	27
Kuwaiti	3	2	20
Albanian	2	1	18
Unspecified	6	11	-
Total	11,157	10,958	10,194

Note: For more information, please refer to methodological note 4.

Table 4. Students enrolled in post-secondary institutions by type of institution, academic year and course type

Type of institution	Academic year								
	2014-2015			2015-2016			2016-2017		
	General	Vocational	Total	General	Vocational	Total	General	Vocational	Total
State	4,792	5,151	9,943	4,468	5,221	9,689	4,221	4,810	9,031
Church	799	-	799	762	-	762	798	-	798
Independent	415	-	415	366	141	507	365	-	365
Total	6,006	5,151	11,157	5,596	5,362	10,958	5,384	4,810	10,194

Note: For more information, please refer to methodological note 4.

Chart 3. Percentage distribution of students in vocational courses by field of study: 2016-2017

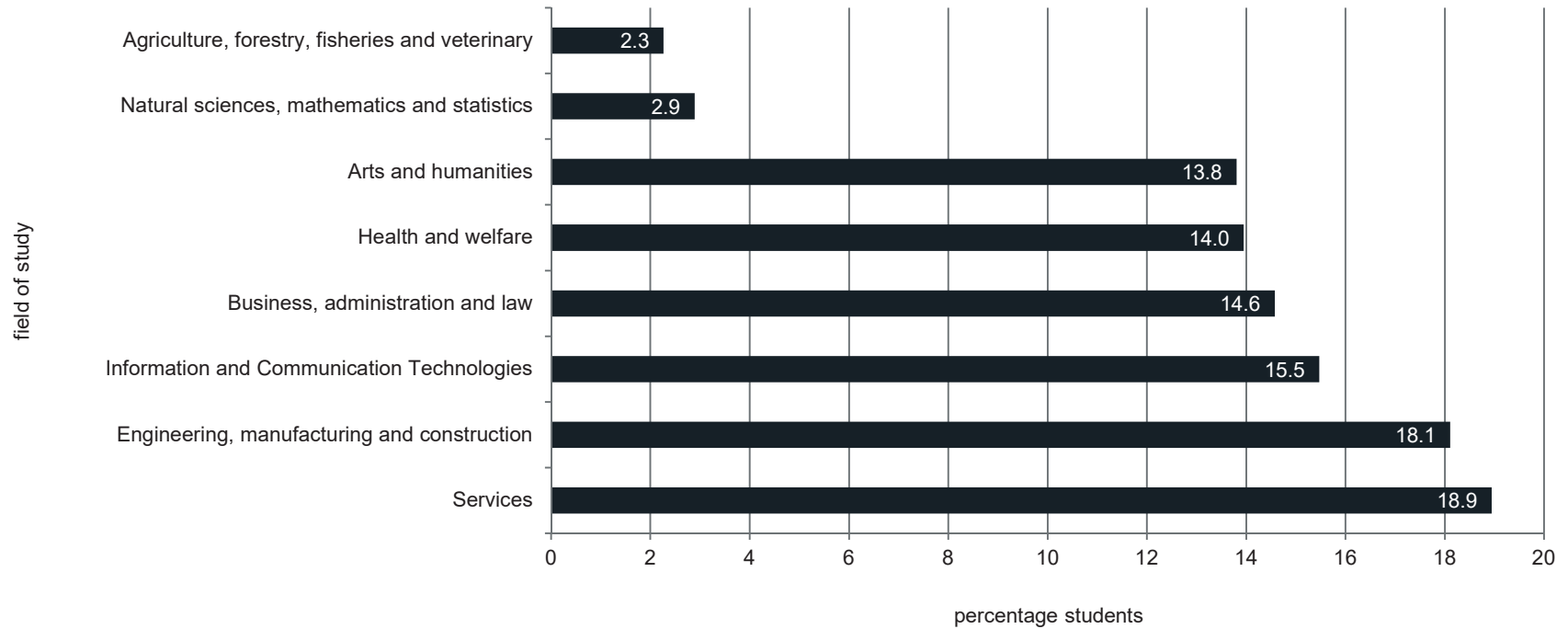


Table 5. Profile of students enrolled in tertiary-level courses by academic year

	Academic year			Change	Percentage change
	2014-2015	2015-2016	2016-2017	2016-2017/2015-2016	
Sex					
Male	5,828	6,259	6,364	105	1.7
Female	7,388	7,505	8,061	556	7.4
Age group					
Under 20	3,079	3,123	3,118	-5	-0.2
20 to 29	7,965	8,287	8,679	392	4.7
30 to 49	1,856	2,042	2,298	256	12.5
50 and over	316	312	330	18	5.8
Nationality					
Maltese	12,396	12,732	13,221	489	3.8
Other EU	469	546	591	45	8.2
Non-EU	351	486	613	127	26.1
District of residence					
Southern Harbour	1,631	1,691	1,861	170	10.1
Northern Harbour	3,849	4,117	4,245	128	3.1
South Eastern	1,915	2,019	2,170	151	7.5
Western	1,961	2,324	2,424	100	4.3
Northern	2,226	2,367	2,482	115	4.9
Gozo and Comino	1,566	1,192	1,204	12	1.0
Foreign residence	68	54	39	-15	-27.8
Level of education (ISCED 2011)					
ISCED 5 - Short-cycle tertiary education	2,537	2,076	1,682	-394	-19.0
ISCED 6 - Bachelor's or equivalent	7,026	7,924	8,359	435	5.5
ISCED 7 - Master's or equivalent	3,540	3,635	4,235	600	16.5
ISCED 8 - Doctoral or equivalent	113	129	149	20	15.5
Intensity of participation					
Full-time	10,181	10,418	10,600	182	1.7
Part-time	3,035	3,346	3,825	479	14.3
Total tertiary students	13,216	13,764	14,425	661	4.8

Note: For more information, please refer to methodological note 5.

Table 6. Students enrolled in tertiary-level courses by age group, academic year and sex

Age group	Academic year			Change	Percentage change
	2014-2015	2015-2016	2016-2017	2016-2017/2015-2016	
	Males				
Under 20	1,280	1,328	1,331	3	0.2
20-24	2,862	3,045	3,045	-	-
25-29	699	752	835	83	11.0
30-34	337	390	386	-4	-1.0
35-39	251	286	284	-2	-0.7
40-44	163	198	200	2	1.0
45-49	104	115	124	9	7.8
50-54	56	66	82	16	24.2
55-59	28	29	33	4	13.8
60-64	22	25	25	-	-
65+	26	25	19	-6	-24.0
Total	5,828	6,259	6,364	105	1.7
	Females				
Under 20	1,799	1,795	1,787	-8	-0.4
20-24	3,498	3,544	3,692	148	4.2
25-29	906	946	1,107	161	17.0
30-34	409	402	484	82	20.4
35-39	271	296	348	52	17.6
40-44	189	225	297	72	32.0
45-49	132	130	175	45	34.6
50-54	112	102	106	4	3.9
55-59	48	46	44	-2	-4.3
60-64	13	14	16	2	14.3
65+	11	5	5	-	-
Total	7,388	7,505	8,061	556	7.4
	Total				
Under 20	3,079	3,123	3,118	-5	-0.2
20-24	6,360	6,589	6,737	148	2.2
25-29	1,605	1,698	1,942	244	14.4
30-34	746	792	870	78	9.8
35-39	522	582	632	50	8.6
40-44	352	423	497	74	17.5
45-49	236	245	299	54	22.0
50-54	168	168	188	20	11.9
55-59	76	75	77	2	2.7
60-64	35	39	41	2	5.1
65+	37	30	24	-6	-20.0
Total	13,216	13,764	14,425	661	4.8

Note: For more information, please refer to methodological note 5.

Chart 4. Male and female proportions of tertiary enrolled students by ISCED level: 2016-2017

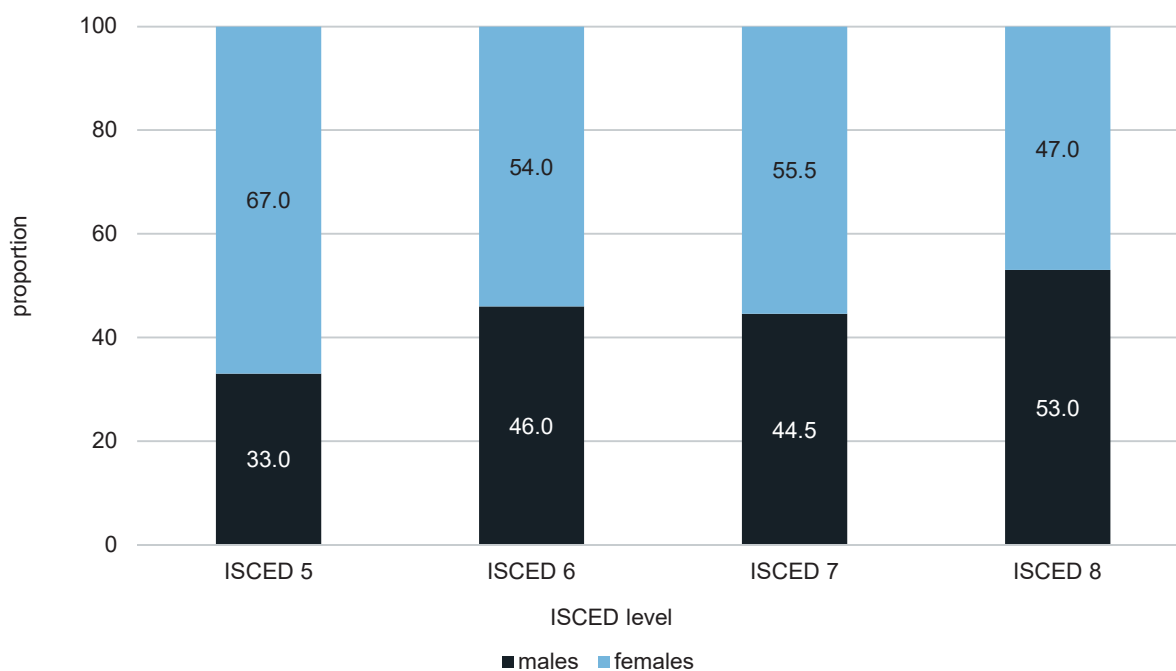


Table 7. Tertiary-level enrolled students by nationality and academic year

Nationality	Academic year		
	2014-2015	2015-2016	2016-2017
Maltese	12,396	12,732	13,221
Other EU	469	546	591
<i>of which:</i>			
British	185	194	200
Italian	41	57	72
Bulgarian	43	45	47
German	33	45	43
French	15	18	28
Non-EU	351	486	613
<i>of which:</i>			
Libyan	24	51	66
Kuwaiti	86	76	60
Omani	13	46	49
American	16	38	43
Russian	34	35	40
Total	13,216	13,764	14,425

Note: For more information, please refer to methodological note 5.

Table 8. Tertiary-level enrolled students by field of study, academic year and sex

Field of study	Academic year			Change	Percentage change
	2014-2015	2015-2016	2016-2017	2016-2017/2015-2016	
	Males				
Education	260	199	198	-1	-0.5
Arts and humanities	667	708	729	21	3.0
Social sciences, journalism and information	476	493	499	6	1.2
Business, administration and law	1,524	1,748	1,763	15	0.9
Natural sciences, mathematics and statistics	501	331	309	-22	-6.6
Information and Communication Technologies	649	802	751	-51	-6.4
Engineering, manufacturing and construction	789	951	1,012	61	6.4
Agriculture, forestry, fisheries and veterinary	26	36	31	-5	-13.9
Health and welfare	810	839	890	51	6.1
Services	126	152	182	30	19.7
Total	5,828	6,259	6,364	105	1.7
	Females				
Education	1,051	914	1,057	143	15.6
Arts and humanities	922	995	996	1	0.1
Social sciences, journalism and information	783	829	879	50	6.0
Business, administration and law	1,875	1,995	2,094	99	5.0
Natural sciences, mathematics and statistics	553	359	414	55	15.3
Information and Communication Technologies	139	149	142	-7	-4.7
Engineering, manufacturing and construction	205	301	357	56	18.6
Agriculture, forestry, fisheries and veterinary	17	24	34	10	41.7
Health and welfare	1,686	1,798	1,912	114	6.3
Services	157	141	176	35	24.8
Total	7,388	7,505	8,061	556	7.4
	Total				
Education	1,311	1,113	1,255	142	12.8
Arts and humanities	1,589	1,703	1,725	22	1.3
Social sciences, journalism and information	1,259	1,322	1,378	56	4.2
Business, administration and law	3,399	3,743	3,857	114	3.0
Natural sciences, mathematics and statistics	1,054	690	723	33	4.8
Information and Communication Technologies	788	951	893	-58	-6.1
Engineering, manufacturing and construction	994	1,252	1,369	117	9.3
Agriculture, forestry, fisheries and veterinary	43	60	65	5	8.3
Health and welfare	2,496	2,637	2,802	165	6.3
Services	283	293	358	65	22.2
Total	13,216	13,764	14,425	661	4.8

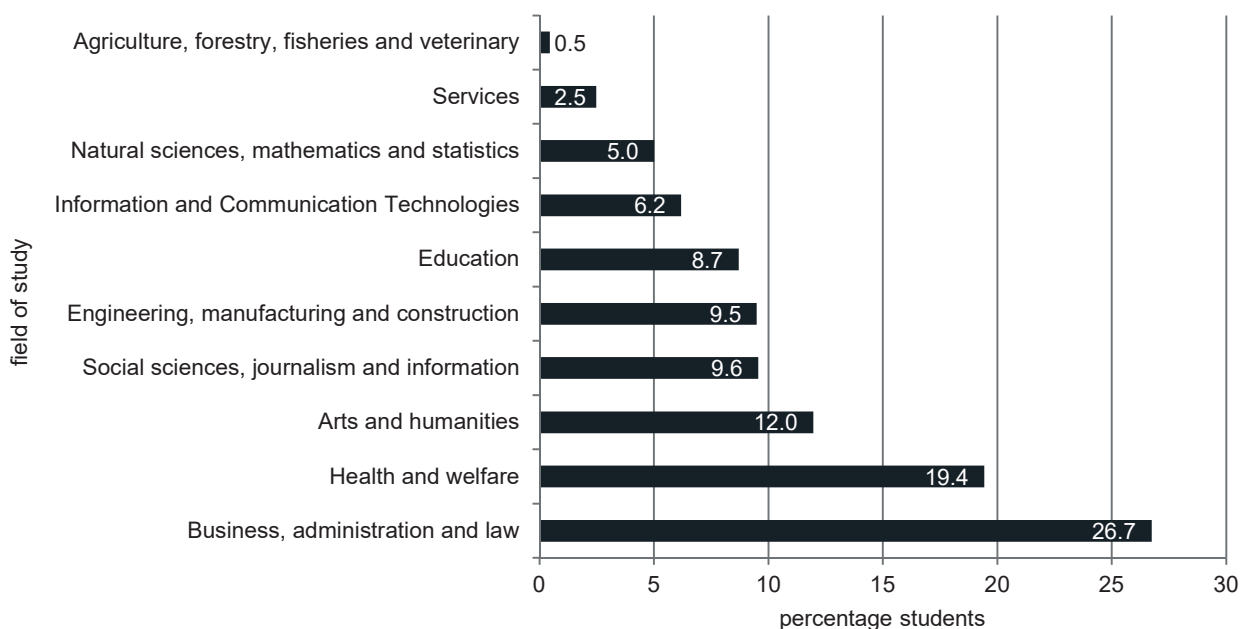
Note: For more information, please refer to methodological note 5.

Table 9. Tertiary-level enrolled students by field of study and ISCED level: 2016-2017

Field of study	ISCED 5	ISCED 6	ISCED 7	ISCED 8	Total
Education	503	315	431	6	1,255
Arts and humanities	277	1,110	312	26	1,725
Social sciences, journalism and information	47	1,000	320	11	1,378
Business, administration and law	368	2,175	1,309	5	3,857
Natural sciences, mathematics and statistics	-	572	130	21	723
Information and Communication Technologies	55	686	149	3	893
Engineering, manufacturing and construction	27	1,061	264	17	1,369
Agriculture, forestry, fisheries and veterinary	7	58	-	-	65
Health and welfare	270	1,162	1,313	57	2,802
Services	128	220	7	3	358
Total	1,682	8,359	4,235	149	14,425

Note: For more information, please refer to methodological note 5.

Chart 5. Percentage distribution of students in tertiary courses by field of study: 2016-2017



Methodological Notes

1. Education statistics presented in this news release are processed by the National Statistics Office (NSO) on an annual basis in accordance with European Regulations (EC) 452/2008 and (EU) 912/2013. These regulations establish the basis of information to be collected from educational institutions at all levels of education and all economic sectors. By adhering to these regulations, all education statistics collected and processed by the NSO are comparable to other European countries following the same regulatory standards.
2. This news release includes students enrolled in formal education with a minimum duration of one semester of full-time study (or the equivalent in part-time) and that are delivered in Malta. This news release thus excludes short courses (duration of less than the equivalence of one full-time semester), preparatory programmes and courses not delivered in Malta.
3. Data collection covers all students enrolled in the respective institutions as at 31 March of the reference academic year.
4. For the purpose of this news release post-secondary level refers to students enrolled in Sixth Forms, MCAST, ITS, University of Malta, and public and private institutions offering courses at ISCED levels 2 to 4.
5. For the purpose of this news release tertiary level refers to students enrolled at MCAST, ITS, University of Malta, and public and private institutions offering courses at ISCED levels 5 to 8.

6. Definitions:

- **Formal education**

Formal education is an institutionalised, intentional and planned type of education which is provided by public organisations and recognised private bodies. It consists primarily of initial education designed for children and young people before their first entry to the labour market. It also includes other types of education such as vocational, special needs and adult education provided they are recognised as part of the formal education system by the relevant national education authorities.

- **International Standard Classification of Education - ISCED**

The International Standard Classification of Education (ISCED) is a framework for assembling, compiling, and analysing cross-nationally comparable statistics on education. ISCED belongs to the United Nations International Family of Economic and Social Classifications and is the reference classification for organizing education programmes and related qualifications by levels and fields of education. ISCED is designed to serve as a framework to classify educational activities as defined in programmes and the resulting qualifications into internationally agreed categories. For more information refer to the ISCED 2011 manual at <http://uis.unesco.org/en/topic/international-standard-classification-education-isced>

ISCED levels are based on ISCED 2011 classification:

- ISCED 0 - Early childhood and pre-primary education
- ISCED 1 - Primary education
- ISCED 2 - Lower secondary education
- ISCED 3 - Upper secondary education
- ISCED 4 - Post-secondary non-tertiary education
- ISCED 5 - Short-cycle tertiary education
- ISCED 6 - Bachelor's or equivalent level
- ISCED 7 - Master's or equivalent level
- ISCED 8 - Doctoral or equivalent level

- **Age** is calculated as at 1 January of the reference academic year.

- **General education**

General education is defined as educational programmes that are designed to develop learners' general knowledge, skills and competencies, as well as literacy and numeracy skills, often to prepare participants for more advanced education programmes at the same or a higher ISCED level and to lay the foundation for lifelong learning. These programmes are typically school- or college-based. General education includes education programmes that are designed to prepare participants for entry into vocational education but do not prepare for employment in a particular occupation, trade or class of occupations or trades, nor lead directly to a labour market-relevant qualification.

- **Vocational education**

Vocational education is defined as educational programmes that are designed for learners to acquire the knowledge, skills and competencies specific to a particular occupation, trade, or class of occupations or trades. Such programmes may have work-based components (e.g. apprenticeships, dual-system education programmes). Successful completion of such programmes leads to labour market-relevant, vocational qualifications acknowledged as occupationally-oriented by the relevant national authorities and/or the labour market.

- **Fields of study**

ISCED Fields of Education and Training classifies educational programmes and related qualifications by fields of study. A field is the broad domain, branch or area of content covered by an education programme or qualification.

7. More information relating to this release may be accessed at:

ISCED: http://nso.gov.mt/metadata/classificationdetails.aspx?id=ISCED_2011

ISCED Fields of study: <https://nso.gov.mt/metadata/classificationdetails.aspx?id=ISCED Fields of Education and Training 2013>

8. References to this news release are to be cited appropriately.

9. A detailed news release calendar is available on:

https://nso.gov.mt/en/News_Releases/Release_Calendar/Pages/News-Release-Calendar.aspx