

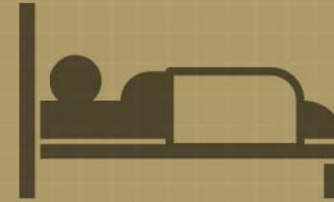
OLD AGE
44%



SURVIVORS
8%



SICKNESS / HEALTH CARE
33%



DISABILITY
4%



SOCIAL PROTECTION OUTLAY 2016

€1,678,704,066

FAMILY / CHILDREN
6%



UNEMPLOYMENT
3%

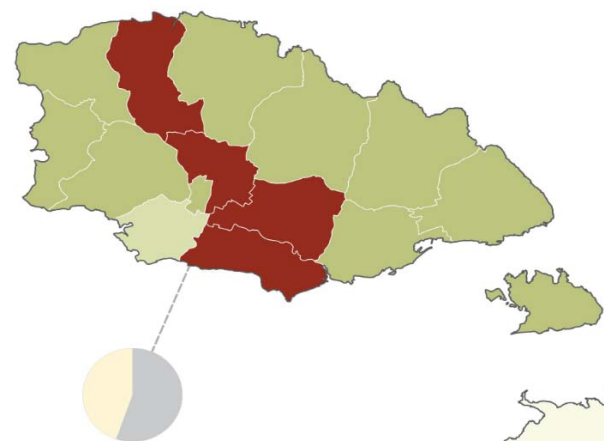


SOCIAL EXCLUSION
1%



HOUSING
1%





In 2016, **165,815** persons were in receipt of one or more social security benefits, representing 30% of the population.

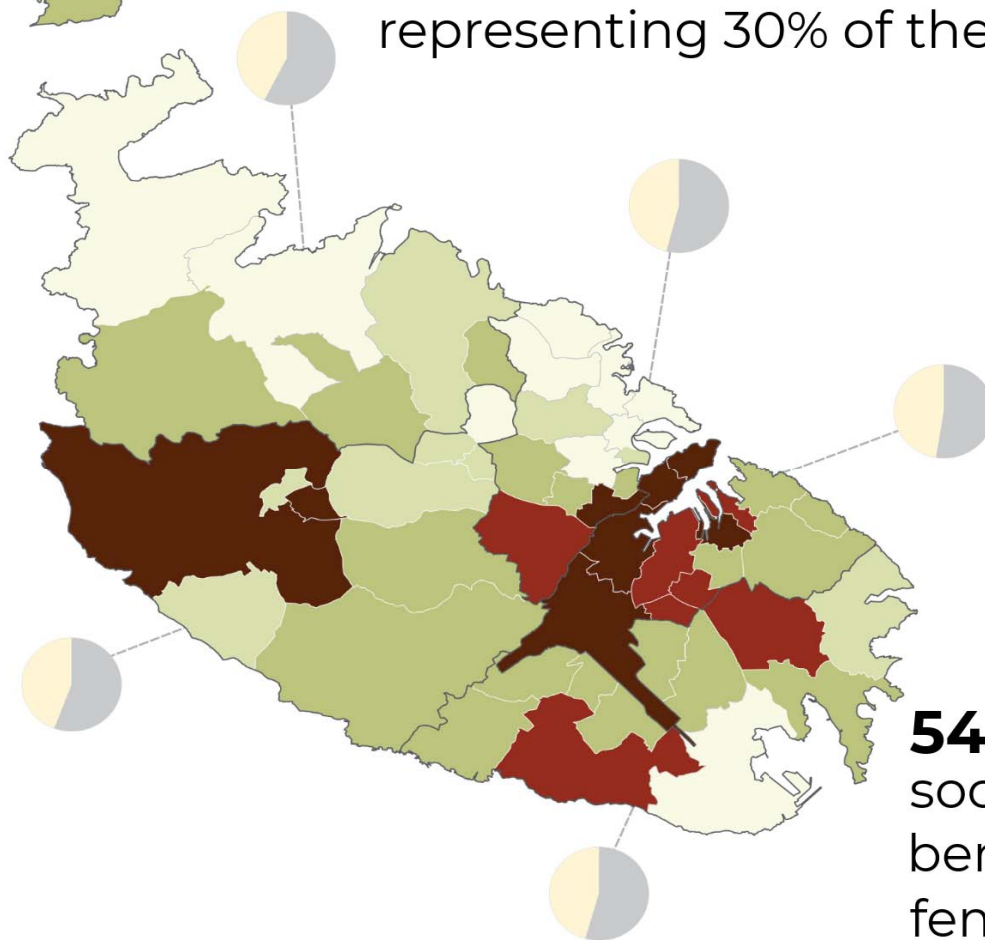

Total social security benefits beneficiaries per 1,000 population, by district, locality and sex

Beneficiaries

- ≤290
- 291 - 340
- 341 - 395
- 396 - 445
- >445

- Males
- Females

LAU 1

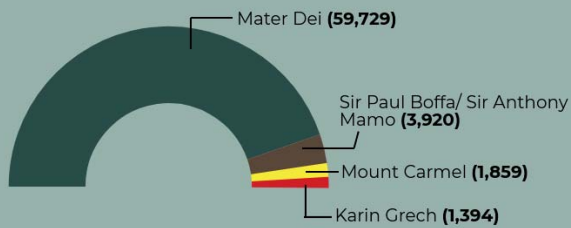


54.6% of total social security beneficiaries were females.

HEALTH CARE STATISTICS 2016



66,902
hospital admissions



413,268
number of bed days



72.2%
Mater Dei
Hospital

23.3%
Rehabilitation
Hospital Karin
Grech

4.5%
Sir Anthony
Mamo
Oncology
Centre

SURGERIES



Since 2012,
**surgical
operations** at
Mater Dei
Hospital have
risen by
22.1%

Over **3.0 million**
of pharmaceutical items
dispensed, **98.9%** of which
were through the POYC scheme.



Since 2012, **62 more**
pharmacies have entered the
POYC scheme, reflecting an
increase of **38.8%**.

ATTENDANCE FIGURES

A&E



137,852

↑ up by **23.6%**
from 2012

HEALTH CENTRES



499,750

↑ up by **9.0%**
from 2012

CLINICS



107,728

↓ down by
48.8%
from 2012