




## Demographic Review



# **DEMOGRAPHIC REVIEW**

## **2002**

Published by the  
National Statistics Office  
Lascaris  
Valletta  
Malta  
Tel.: (+356) 21 22 32 21/5  
Fax: (+356) 21 24 98 41 / 21 24 84 83  
e-mail: [nso@gov.mt](mailto:nso@gov.mt)  
website: <http://www.nso.gov.mt>

CIP Data

Demographic Review 2002. – Valletta : National Statistics Office, 2003  
xii, 86p.  
ISBN 99909-81-96-5  
ISSN 0076-3470

For further information, please contact:

Demography Unit  
National Statistics Office  
Lascaris  
Valletta CMR 02  
Malta  
Tel.: (+356) 25 99 72 29 / (+356) 21 25 00 15

Our publications are available from:

The Data Shop  
National Statistics Office  
Lascaris  
Valletta CMR 02  
Malta  
Tel: (+356) 21 23 92 25 / (+356) 25 99 72 10  
Fax: (+356) 21 24 98 41

Department of Information  
3 Castille Place  
Valletta CMR 02  
Malta  
Tel: (+356) 21 22 49 01  
Fax: (+356) 21 23 71 70

# **CONTENTS**

|                                                                                                                                                     | Page |
|-----------------------------------------------------------------------------------------------------------------------------------------------------|------|
| <b>Introduction</b>                                                                                                                                 | vii  |
| <br><b>Tables</b>                                                                                                                                   |      |
| 1. Population by sex, showing numerical and percentage increase:<br>Census Years 1901 - 1948, 1957, 1967, 1985 and 1995                             | 3    |
| 2. Maltese Population by sex and age: 31 December 1995                                                                                              | 4    |
| 3A. Maltese Population by sex and age: 31st December 2002                                                                                           | 5    |
| 3B. Total Population (Maltese & Foreign) by sex and age, 31 Dec 2002                                                                                | 7    |
| 4. Percentage Distribution by age and sex of the Maltese Population, 2002, 2020<br>and 2035                                                         | 9    |
| 5. End of year Population estimates, Total and Maltese 1985-2002                                                                                    | 10   |
| 6A. Maltese Population by region, district & locality: 31 December 2002                                                                             | 11   |
| 6B. Total Population (Maltese & Foreign) by region, district & locality:<br>31 December 2002                                                        | 12   |
| 7A. Monthly Maltese Population estimates by sex: 2002                                                                                               | 13   |
| 7B. Monthly Total Population Estimates (Maltese & Foreign) by sex: 2002                                                                             | 14   |
| 8. Projected Maltese Population 2005 - 2050                                                                                                         | 15   |
| 9. Live Births 1993 - 2002                                                                                                                          | 16   |
| 10. Number and rate of live births, by residence of parents: 2002                                                                                   | 17   |
| 11. Live births by age of mother/father, nationality and births outside marriage: 2002                                                              | 19   |
| 12. All Maternities by age of mother: 2002                                                                                                          | 19   |
| 13. Births by occupation and age-group of father: 2002                                                                                              | 20   |
| 14. Monthly incidence of live births: 1993 - 2002                                                                                                   | 24   |
| 15. Number and rate of deaths: 1993 - 2002<br>Deaths in Hospitals                                                                                   | 24   |
| 16. Number and rate of deaths, by locality: 2002                                                                                                    | 25   |
| 17. Still-births, neonatal deaths and infant mortality: 1993 - 2002                                                                                 | 27   |
| 17A. Birth-weight of still births and neonatal deaths 1995 - 2002                                                                                   | 27   |
| 18. Deaths by sex and age: 1993 - 2002                                                                                                              | 28   |
| 19. Deaths by sex and single years of age: 2002                                                                                                     | 29   |
| 20. Deaths by age group, sex and marital status: 2002                                                                                               | 30   |
| 21. Monthly Incidence of deaths: 1993 - 2002                                                                                                        | 31   |
| 22. Annual Deaths by ICD Chapters of causes 1996 - 2002                                                                                             | 32   |
| 23. Monthly Deaths by ICD Chapter of causes: 2002                                                                                                   | 33   |
| 24. Deaths under 5 years by age and cause: 2002                                                                                                     | 34   |
| 25. Causes of death at different periods of life, by sex: 2002<br>(10th Revision of the ICD 1990)                                                   | 35   |
| 26. Deaths by age group, sex and occupation: 2002                                                                                                   | 42   |
| 27A. Reported deaths from selected notifiable infectious diseases: 1996 - 2002                                                                      | 44   |
| 27B. Reported new cases of selected notifiable infectious diseases: 1996 - 2002                                                                     | 45   |
| 28A. Comparative loss of life from tuberculosis, cancer, heart diseases, motor vehicle<br>and other accidents and other causes of death: Males 2002 | 46   |

|                                                                                                                                                    | Page |
|----------------------------------------------------------------------------------------------------------------------------------------------------|------|
| 28B. Comparative loss of life from tuberculosis, cancer, heart diseases, motor vehicle and other accidents and other causes of death: Females 2002 | 47   |
| 29. Death rates specific to sex and age group: 2001 - 2002                                                                                         | 48   |
| 30. Abridged Life Table: 2002                                                                                                                      | 49   |
| 31. Expectation of life, 1870 / 72 to 1995 and 2002                                                                                                | 50   |
| 32. Migrants yearly: 1993 - 2002                                                                                                                   | 51   |
| 33. Emigrants classified by age-group, sex and country of future permanent residence: 2002                                                         | 52   |
| 34. Emigrants classified by month, country of destination, and sex: 2002                                                                           | 53   |
| 35. Emigrants classified by occupation, country of destination and sex: 2002                                                                       | 54   |
| 36. Emigrants classified by Socio-Economic groups, age group and sex: 2002                                                                         | 56   |
| 37. Emigrants classified by region, district and locality, sex and country of destination: 2002                                                    | 58   |
| 38. Emigrants by socio-economic groups as a percentage of the total for the years: 1997 - 2002                                                     | 60   |
| 39. Returning migrants classified by month, country of last residence and sex: 2002                                                                | 61   |
| 40. Returning migrants classified by age group, sex and country of last residence: 2002                                                            | 62   |
| 41. Returning migrants classified by age-groups, sex and duration of stay in the country of last residence: 2002                                   | 63   |
| 42. Returning migrants classified by sex, region, district and locality of settlement: 1998 – 2002                                                 | 64   |
| 43. Non-Maltese nationals settling in the Maltese Islands classified by age groups: 1998 – 2002                                                    | 67   |
| 44. Non-Maltese nationals settling in the Maltese Islands classified by region and district of settlement and sex: 1999 – 2002                     | 68   |
| 45. Non-Maltese nationals settling in the Maltese Islands classified by nationality, month and sex: 2002                                           | 69   |
| 46. Non-Maltese nationals settling in the Maltese Islands classified by age and sex: 2002                                                          | 70   |
| 47. Number and rate of Marriages: 1993 – 2002                                                                                                      | 71   |
| 48. Monthly and quarterly incidence of marriages: 1993 - 2002                                                                                      | 72   |
| 49. Marriages classified by age group of spouses: 2002                                                                                             | 73   |
| 50. Marriages classified by age and previous marital condition of bride and bridegroom: 2001 – 2002                                                | 74   |
| 51. Marriages by age group and occupation of spouses: 2002                                                                                         | 75   |
| 52. Marriages classified by nationality and age group of spouses: 2002                                                                             | 78   |
| 53A. Spouses classified by previous marital condition and district origin in Malta: 2002                                                           | 79   |
| 53B. Spouses classified by previous country of residence and marital condition: 2002                                                               | 79   |
| 54A. Spouses classified by nationality and district in Malta: 2002                                                                                 | 80   |
| 54B. Spouses classified by nationality and previous country of residence: 2002                                                                     | 81   |
| 55. Civil marriages by age group and socio economic status of spouses: 2002                                                                        | 82   |

## **COMMENTARY**

### **1. DEMOGRAPHIC DEVELOPMENT**

#### **1.1 POPULATION GROWTH**

The estimate of the total population for the Maltese Islands for 2002 was 397,296 persons, made up of 196,836 males and 200,460 females. These included work and resident permit holders and foreigners residing in Malta. The number of foreign residents remained the same as in the previous year, representing 2.6 per cent of the total population.

The main demographic events registered during the year are shown in various tables in this issue. Population change is the net result of two demographic aspects: the difference between births and deaths and the migration balance. Again both were positive during the year. There was a natural increase of 810 persons and a net migration inflow of 462 persons in the total population. The end year Maltese population (excluding permanent foreign residents) stood at 386,938 consisting of 191,975 males and 194,963 females.

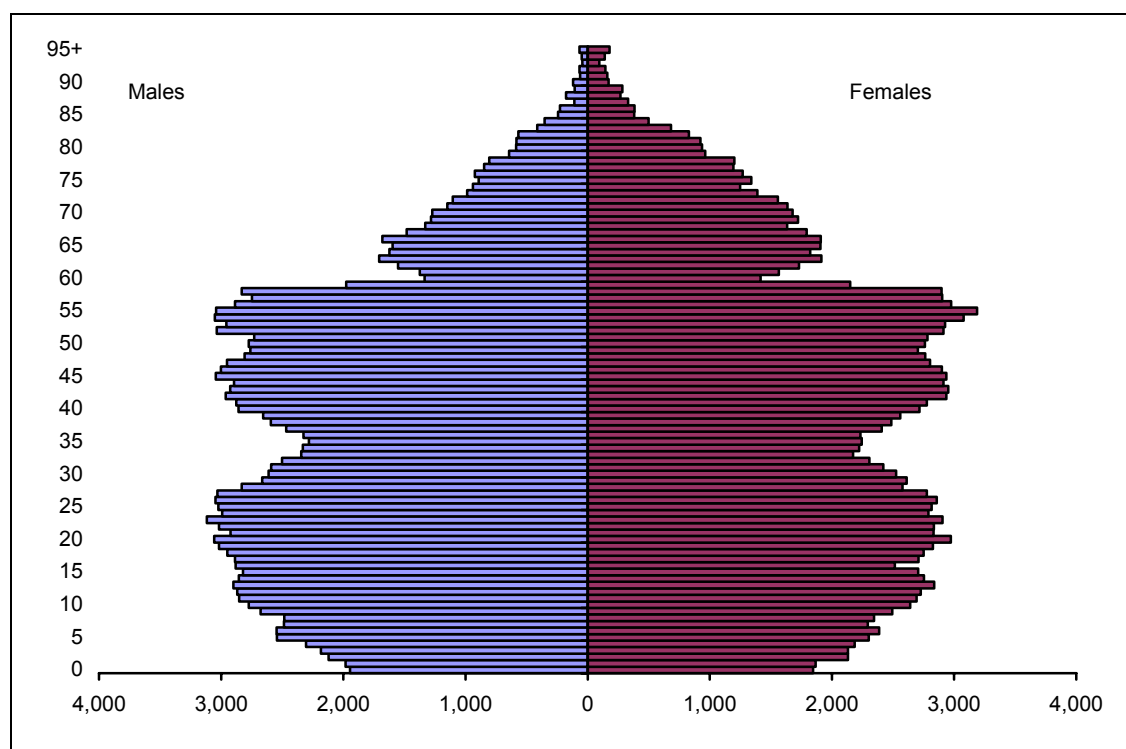
With an area of 315.590 square kilometers, Malta has a population density of 1,257 persons per square kilometer, which is the highest in Europe.

#### **1.2 COMPOSITION**

Since the middle of the 1960s and the end of the baby-boom, all the present and acceding countries of the European Union have been experiencing noticeable ageing of the structures of their population. This phenomenon, closely connected with the decline of fertility, is strengthened today by the progress obtained in life expectancy at high ages. This development jeopardizes the Social Security systems and constitutes one of the greatest challenges presented to human imagination and to our capacities of adaptation. The acceding countries including Malta, will experience an acceleration of the ageing in their population.

The aged-child ratio for the population in the Maltese Islands, in the year 2002, consisted of 68 old persons per 100 children, whereas the Total Dependency Ratio was 46.09.

**Graph 1. Population Pyramid 2002**



## **2. VITAL STATISTICS**

### **2.1 FERTILITY**

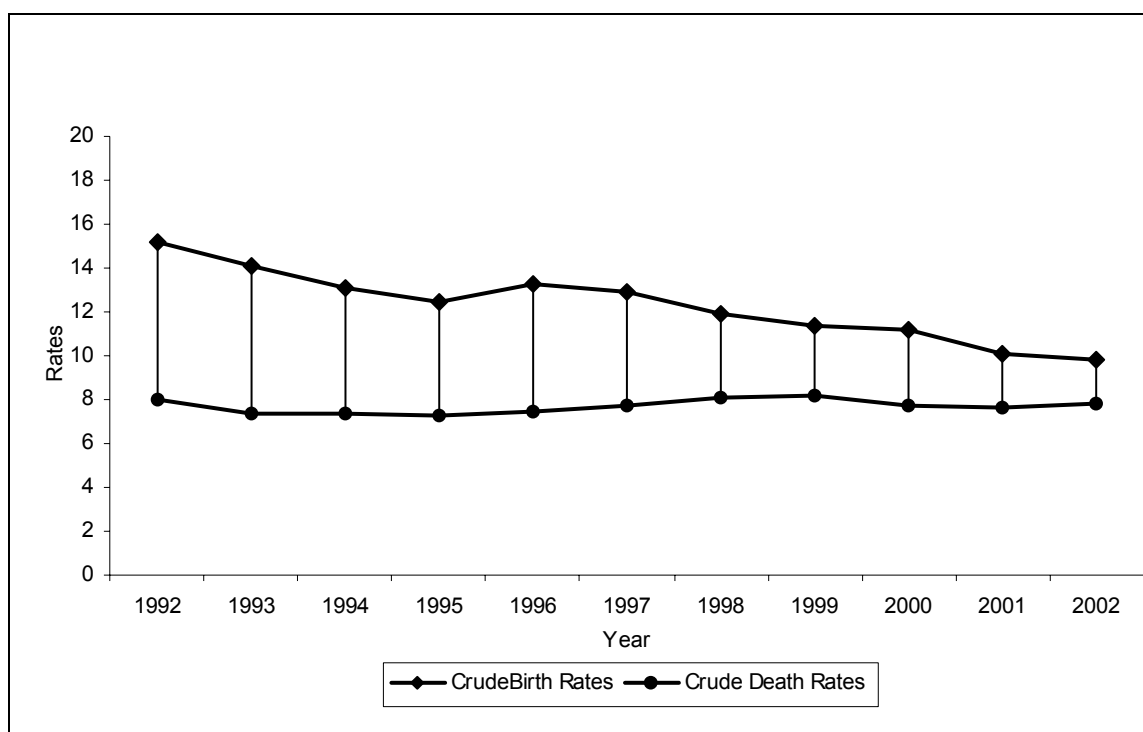
From the 1960s, the fertility of the Western European countries has continuously decreased. With the forthcoming enlargement, the European Union will incorporate countries which, although they long remained on appreciably higher fertility levels, all have a low fertility level; this can be said also for Malta with a Total Fertility Rate being 1.46 for 2002.

The number of newborns to Maltese parents was slightly lower than the previous year. At 3,805 the figure is now the lowest recorded over the past thirty years. This slight drop might be an indication that the TFR will find its level and remain constant for the coming years.

The Crude Birth Rate continued to drop to 9.86 in 2002. Babies born to parents of other nationalities residing in Malta, amounted to 101. Birkirkara again registered the largest number of births with 222, with a Crude Birth Rate of 10.31 on a Locality basis. However it was Mtarfa which scored the highest Crude Birth Rate of 31.58.

Births outside marriage continued to rise, which at 14.95 per cent of the total births, is the highest ever recorded.

**Graph 2. Natural Increase 1992 – 2002**



## 2.2 MORTALITY AND HEALTH

The increase in the life expectancy in Europe is accompanied by incapacity illnesses leading to an increase in health expenditures. European countries carried out a transition towards the market economy bringing a change in the socio-economic system. In the field of health, the public sector and private sector have to find their respective places in a completely new care system.

As mortality improves people can look forward to longer life than that of previous generations. The Expectation of Life for the year 2002 was 75.78 for males and 80.48 for females.

The number of deaths for 2002 was 3,031 with a Crude Death Rate of 7.85, this has been the average CDR for the past decade. Infant deaths increased to 23 from 17 over last year, the difference being a constant fluctuation recorded over the past decade, keeping the infant mortality rate at an average of 7.2. The infant mortality has been traced way back to 1896. It fluctuated widely between 190 and 300 per 1000 live births from 1896 to 1942, and kept declining ever after.

The seasonal behaviour of mortality has been relatively the same over the past three decades, namely attaining a moderate peak in the first quarter of the year, then flattens out in the other quarters. Responsible for the 'peak' are the diseases of the circulatory and respiratory systems, which take a higher toll of human life during the initial three months of the year than in any other month.



Again Luqa, where the main Government Home for the Elderly (St. Vincent De Paule Residence) is situated, showed the highest Crude Death Rate at 23.81.

### **2.3 MARRIAGES**

The Crude Marriage Rate for the Maltese Islands, at 5.80, kept its level as the previous year. Marriages in Malta amounted to 2,068, whilst those occurring in Gozo stood at 172.

Single brides amounted to 2,100 out of the 2,240 marriages celebrated during the year. Single Bridegrooms made 93.5 per cent of the total bridegrooms, whilst the widowed, annulled and divorced grooms made 0.9 per cent, 1.0 per cent and 4.2 per cent respectively. Widowed, annulled and divorced brides and grooms came from the 30-44 age group. Most male spouses came largely from the Technical and Professional sectors, whereas the female spouses were clerks and factory workers.

Again foreign spouses were mostly of British Nationality while most of the Maltese spouses come from the Northern Harbour District. The month of June kept its record for the past decade, as being the most popular month for weddings.

Civil marriages increased from the previous year by 101 to 575 marriages, this being the highest increase between two successive years, since the introduction of Civil Marriages Act in 1975.

### **3. MIGRATION**

The progressive integration of the Central and Eastern European countries, and social realities in the countries of departure and of arrival, did not lead to large migratory moves envisaged by some. Tomorrow, with the accession to the European Union of ten new countries, mainly from Central Europe, how will the new migratory flows structure themselves in Europe?

What will be the demographic and socio-economic consequences of a broader opening of the borders of the European Union to the potential migrants from the acceding countries?

The number of Maltese leaving the Islands to settle in other countries has dwindled drastically. Up to 1995, records were held of all prospective emigrants to the main four receiving countries – these were Australia, Canada, United Kingdom and the United States of America. Since then these countries have made it quite difficult on such persons to settle there. The National Statistics Office has found difficulties to gather data on such emigrants to countries other than the United Kingdom, although it is believed that data to these other countries is quite negligible.

During 2002, there were 96 persons, 46 males, and 50 females who left to settle abroad. There were 382 returning migrants made up of 219 males, and 163 females plus 533 non-Maltese settlers and 801 naturalizations and registrations, which includes 18 adoptions. This figure is the lowest ever recorded, since adoptions from Romania have

stopped at the end of year 2000. New work permits during the year were given to 255 persons.

Between 1992 and 1996, the number of returned migrants was decreasing constantly. From 1997 onwards, the number of returning migrants took quite a linear pattern with very little fluctuations. A large proportion of the returning migrants over the past few years were people who had been living abroad for between 0 and 4 years. In 2002, 76 males, and 52 females returned to Malta after having spent less than 4 years abroad. On the other hand, people returning from abroad after over 50 years decreased; only 14 people, returned in 2002.

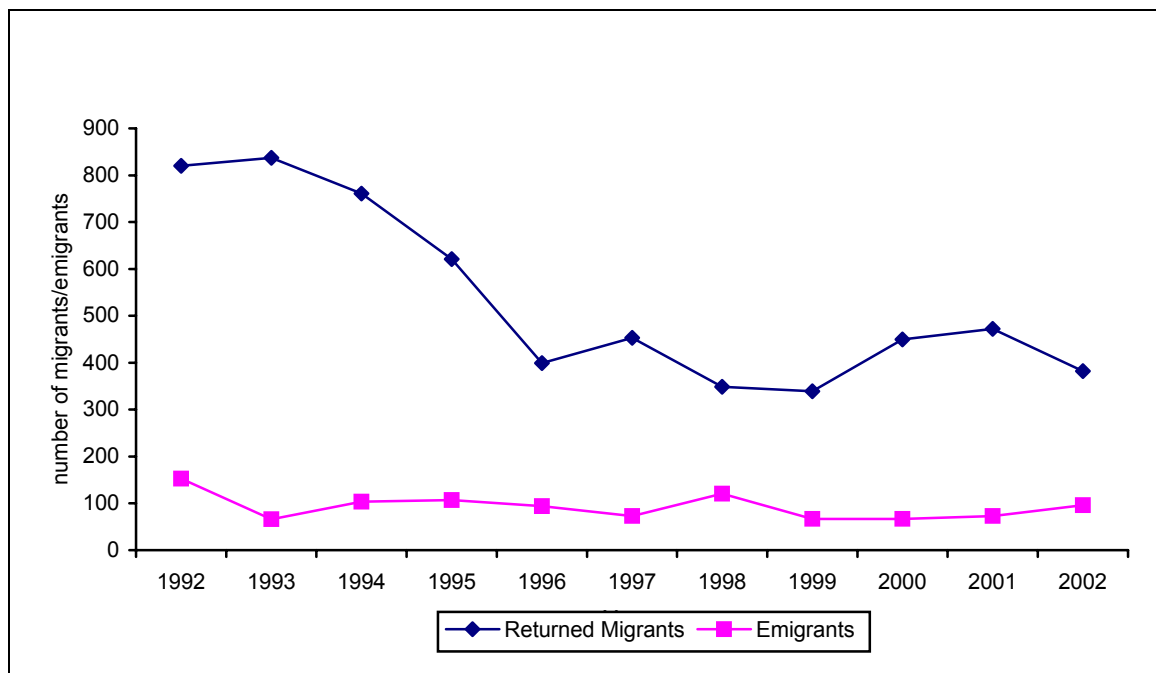
Another aspect on migration statistics is the phenomenon of irregular migration, which has increased dramatically over the past decade.

In the case of the Mediterranean Sea, boats and ferries are probably the main carriers. Countries North and South of the Mediterranean Sea are transit countries as well as destinations.

This applies to Malta as well. With a population density of 1,257 per square kilometer, Malta had to cope with about 1600 boat people during the year.

The absence of exact figures and a shortage of reliable studies concerning clandestine migration from the south of the Mediterranean into Europe applies also for Malta. This phenomenon was quite an impact on the Maltese Authorities.

**Graph 3. Returning Migrants/Emigrants 1992 – 2002**



#### **4. FORECASTS**

Future population trends are usually based on projections which in themselves are neither forecasts nor predictions. These are an extension of past trends, based on the judgement of the future as seen at the moment. Although they are in a sense ventures into prophecy, they should not be dignified by the terms 'estimates' or 'predictions'. There is no suggestion that they will be borne out. No matter how refined, the projections are necessarily little more than an educated guess.

Malta's population is still 'young' by European standards. The 0-14 age group represents 18.9 per cent of the Maltese population, whereas the 65+ age group stands at 12.8 per cent. The number of potential workers for each pensioner gives nearly the same results as shown in last year's projections, i.e. 5.3:1 in 2002 declining to 3.1:1 in the year 2025.

#### **5. SOURCES OF DATA**

Births statistics are derived from records held at the Public Registries of Malta and Gozo where registrations of such births are obligatory. Such births are matched with data provided from state hospitals, private hospitals and private clinics. These sources always match.

Deaths registered are forwarded to the Health Information where these are analyzed and data is sent regularly to the National Statistics Office.

#### **6. DEFINITION OF TERMS USED**

Crude Birth, Death and Marriage Rates are respectively the number of births, deaths and marriages per thousand in the mid-year population.

Sex Ratio at birth, which is used for projections of population figures, gives the number of male births per hundred female births.

Life Expectancy at Birth indicates the number of years of a newborn baby is expected to live if mortality in the various age-groups remains at the level of the period on which life expectancy is computed.

Infant Mortality Rate is the number of deaths of infants under 1 year per 1000 live births.

Natural Increase is the excess of births over deaths. When expressed as a rate per thousand population it is the difference between the Crude Birth Rate and the Crude Death Rate.

Annulled marriage refers to annulments given by the Superior Courts or the Church Tribunal.

Divorce refers to divorces which were accepted by the laws of Malta in terms of Section 33 of The Marriage Act, 1975.

Migration data has undergone quite some changes since the Labour Department dismantled its section of Emigration in January 1995. The data hence encountered deficiencies in record availability. The only sources for prospective emigrants were those from the Embassies and the High Commissions. Since 2000 only the High Commission of Britain was complying with our requests.

Data for returning migrants and foreign settlers is derived from monthly returns from the Comptroller of Customs. Prospective settlers, both foreign and returning Maltese, have to be recorded at the Customs since they have to declare their personal effects.

Marriages are compiled at NSO from data kept at the respective Public Registries of Malta and Gozo. The limitations in this aspect are data relating to separations and annulments. Divorce is not recognized in the Constitution of Malta.

Population Estimates are based on Census results updated annually to take account of the components of change: births, deaths and net migration, as well as registration of foreigners as Maltese nationals.

# **TABLES**



1. Percentage increases: Census years 1901 - 1948, 1957, 1967, 1985 and 1995

| Census date         | Enumerated population |         |         | Numerical increases |        |         | Percentage increases |       |         |
|---------------------|-----------------------|---------|---------|---------------------|--------|---------|----------------------|-------|---------|
|                     | Total                 | Males   | Females | Total               | Males  | Females | Total                | Males | Females |
| 1901, 31st March    | 186,389               | 92,554  | 93,835  | 20,151              | 10,843 | 9,308   | 12.12                | 13.27 | 11.01   |
| 1911, 2nd April     | 213,473               | 106,161 | 107,312 | 27,084              | 13,607 | 13,477  | 14.53                | 14.70 | 14.36   |
| 1921, 24th April    | 213,362               | 103,100 | 110,262 | -111                | -3,061 | 2,950   | -0.05                | -2.88 | 2.75    |
| 1931, 26th April    | 241,621               | 117,457 | 124,164 | 28,259              | 14,357 | 13,902  | 13.24                | 13.93 | 12.61   |
| 1948, 14th April    | 305,991               | 150,665 | 155,326 | 64,370              | 33,208 | 31,162  | 26.64                | 28.27 | 25.10   |
| 1957, 30th November | 319,620               | 153,108 | 166,512 | 13,629              | 2,443  | 11,186  | 4.26                 | 1.59  | 6.71    |
| 1967, 26th November | 314,216               | 150,598 | 163,618 | -5,404              | -2,510 | -2,894  | -1.69                | -1.64 | -1.74   |
| 1985, 16th November | 345,418               | 169,832 | 175,586 | 31,202              | 19,234 | 11,968  | 9.93                 | 12.77 | 7.31    |
| 1995, 26th November | 378,132               | 186,836 | 191,296 | 32,714              | 17,004 | 15,710  | 9.47                 | 10.01 | 8.95    |

**2. Maltese population by sex and age, 31st December, 1995**  
*based on the November 1995 Census*

| <b>Ages</b> | <b>Total</b> | <b>Males</b> | <b>Females</b> |
|-------------|--------------|--------------|----------------|
| All Ages    | 385,087      | 191,025      | 194,052        |
| Under 1     | 3,849        | 1,983        | 1,866          |
| 1 - 4       | 17,909       | 9,156        | 8,743          |
| 5 - 9       | 25,120       | 12,965       | 12,155         |
| 10 - 14     | 27,977       | 14,281       | 13,696         |
| 15 - 19     | 28,480       | 14,752       | 13,728         |
| 20 - 24     | 29,160       | 15,029       | 14,131         |
| 25 - 29     | 27,444       | 14,136       | 13,308         |
| 30 - 34     | 23,308       | 12,010       | 11,298         |
| 35 - 39     | 25,226       | 12,866       | 12,360         |
| 40 - 44     | 29,162       | 14,680       | 14,482         |
| 45 - 49     | 28,225       | 14,302       | 13,923         |
| 50 - 54     | 29,697       | 14,825       | 14,872         |
| 55 - 59     | 24,191       | 11,821       | 12,370         |
| 60 - 64     | 16,883       | 7,910        | 8,973          |
| 65 - 69     | 16,054       | 7,217        | 8,837          |
| 70 - 74     | 12,651       | 5,299        | 7,352          |
| 75 - 79     | 9,901        | 4,088        | 5,813          |
| 80 - 84     | 5,998        | 2,420        | 3,578          |
| 85 and Over | 3,852        | 1,285        | 2,567          |



**3A. Maltese population by sex and single years of age, 31st December 2002 ...**  
*based on the November 1995 Census*

| <b>Ages</b>     | <b>Males</b>   | <b>Females</b> | <b>Total</b>   | <b>Ages</b>    | <b>Males</b>  | <b>Females</b> | <b>Total</b>  |
|-----------------|----------------|----------------|----------------|----------------|---------------|----------------|---------------|
| <b>All Ages</b> | <b>191,975</b> | <b>194,963</b> | <b>386,938</b> |                |               |                |               |
| <b>0 - 4</b>    | <b>10,588</b>  | <b>10,117</b>  | <b>20,705</b>  | <b>30 - 34</b> | <b>12,383</b> | <b>11,646</b>  | <b>24,029</b> |
| 0               | 1,991          | 1,798          | 3,789          | 30             | 2,613         | 2,526          | 5,139         |
| 1               | 1,983          | 1,867          | 3,850          | 31             | 2,590         | 2,420          | 5,010         |
| 2               | 2,126          | 2,132          | 4,258          | 32             | 2,502         | 2,306          | 4,808         |
| 3               | 2,182          | 2,134          | 4,316          | 33             | 2,346         | 2,171          | 4,517         |
| 4               | 2,306          | 2,186          | 4,492          | 34             | 2,332         | 2,223          | 4,555         |
| <b>5 - 9</b>    | <b>12,741</b>  | <b>11,823</b>  | <b>24,564</b>  | <b>35 - 39</b> | <b>12,326</b> | <b>11,932</b>  | <b>24,258</b> |
| 5               | 2,545          | 2,300          | 4,845          | 35             | 2,281         | 2,244          | 4,525         |
| 6               | 2,546          | 2,389          | 4,935          | 36             | 2,327         | 2,233          | 4,560         |
| 7               | 2,487          | 2,293          | 4,780          | 37             | 2,468         | 2,409          | 4,877         |
| 8               | 2,485          | 2,346          | 4,831          | 38             | 2,594         | 2,487          | 5,081         |
| 9               | 2,678          | 2,495          | 5,173          | 39             | 2,656         | 2,559          | 5,215         |
| <b>10 - 14</b>  | <b>14,251</b>  | <b>13,651</b>  | <b>27,902</b>  | <b>40 - 44</b> | <b>14,520</b> | <b>14,297</b>  | <b>28,817</b> |
| 10              | 2,774          | 2,640          | 5,414          | 40             | 2,857         | 2,718          | 5,575         |
| 11              | 2,853          | 2,692          | 5,545          | 41             | 2,877         | 2,777          | 5,654         |
| 12              | 2,869          | 2,728          | 5,597          | 42             | 2,963         | 2,937          | 5,900         |
| 13              | 2,900          | 2,837          | 5,737          | 43             | 2,927         | 2,953          | 5,880         |
| 14              | 2,855          | 2,754          | 5,609          | 44             | 2,896         | 2,912          | 5,808         |
| <b>15 - 19</b>  | <b>14,559</b>  | <b>13,506</b>  | <b>28,065</b>  | <b>45 - 49</b> | <b>14,569</b> | <b>14,106</b>  | <b>28,675</b> |
| 15              | 2,821          | 2,706          | 5,527          | 45             | 3,043         | 2,936          | 5,979         |
| 16              | 2,882          | 2,515          | 5,397          | 46             | 3,003         | 2,899          | 5,902         |
| 17              | 2,888          | 2,708          | 5,596          | 47             | 2,953         | 2,804          | 5,757         |
| 18              | 2,949          | 2,750          | 5,699          | 48             | 2,808         | 2,764          | 5,572         |
| 19              | 3,019          | 2,827          | 5,846          | 49             | 2,762         | 2,703          | 5,465         |
| <b>20 - 24</b>  | <b>15,109</b>  | <b>14,339</b>  | <b>29,448</b>  | <b>50 - 54</b> | <b>14,549</b> | <b>14,459</b>  | <b>29,008</b> |
| 20              | 3,056          | 2,974          | 6,030          | 50             | 2,774         | 2,762          | 5,536         |
| 21              | 2,924          | 2,833          | 5,757          | 51             | 2,729         | 2,782          | 5,511         |
| 22              | 3,018          | 2,835          | 5,853          | 52             | 3,037         | 2,912          | 5,949         |
| 23              | 3,118          | 2,906          | 6,024          | 53             | 2,957         | 2,926          | 5,883         |
| 24              | 2,993          | 2,791          | 5,784          | 54             | 3,052         | 3,077          | 6,129         |
| <b>25 - 29</b>  | <b>14,597</b>  | <b>13,642</b>  | <b>28,239</b>  | <b>55 - 59</b> | <b>13,485</b> | <b>14,115</b>  | <b>27,600</b> |
| 25              | 3,022          | 2,817          | 5,839          | 55             | 3,041         | 3,188          | 6,229         |
| 26              | 3,048          | 2,859          | 5,907          | 56             | 2,887         | 2,977          | 5,864         |
| 27              | 3,031          | 2,777          | 5,808          | 57             | 2,747         | 2,904          | 5,651         |
| 28              | 2,831          | 2,577          | 5,408          | 58             | 2,833         | 2,898          | 5,731         |
| 29              | 2,665          | 2,612          | 5,277          | 59             | 1,977         | 2,148          | 4,125         |

**... 3A. Maltese population by sex and single years of age, 31st December 2002  
based on the November 1995 Census**

| <b>Ages</b>    | <b>Males</b> | <b>Females</b> | <b>Total</b>  | <b>Ages</b>    | <b>Males</b> | <b>Females</b> | <b>Total</b>  |
|----------------|--------------|----------------|---------------|----------------|--------------|----------------|---------------|
| <b>60 - 64</b> | <b>7,588</b> | <b>8,443</b>   | <b>16,031</b> | <b>75 - 79</b> | <b>4,110</b> | <b>5,964</b>   | <b>10,074</b> |
| 60             | 1,335        | 1,416          | 2,751         | 75             | 891          | 1,340          | 2,231         |
| 61             | 1,373        | 1,565          | 2,938         | 76             | 923          | 1,268          | 2,191         |
| 62             | 1,552        | 1,729          | 3,281         | 77             | 848          | 1,192          | 2,040         |
| 63             | 1,705        | 1,913          | 3,618         | 78             | 806          | 1,201          | 2,007         |
| 64             | 1,623        | 1,820          | 3,443         | 79             | 642          | 963            | 1,605         |
| <b>65 - 69</b> | <b>7,371</b> | <b>8,959</b>   | <b>16,330</b> | <b>80 - 84</b> | <b>2,498</b> | <b>3,869</b>   | <b>6,367</b>  |
| 65             | 1,596        | 1,904          | 3,500         | 80             | 586          | 935            | 1,521         |
| 66             | 1,681        | 1,909          | 3,590         | 81             | 583          | 923            | 1,506         |
| 67             | 1,481        | 1,793          | 3,274         | 82             | 566          | 830            | 1,396         |
| 68             | 1,330        | 1,632          | 2,962         | 83             | 412          | 681            | 1,093         |
| 69             | 1,283        | 1,721          | 3,004         | 84             | 351          | 500            | 851           |
| <b>70 - 74</b> | <b>5,450</b> | <b>7,510</b>   | <b>12,960</b> | <b>85 - 89</b> | <b>860</b>   | <b>1,650</b>   | <b>2,510</b>  |
| 70             | 1,272        | 1,678          | 2,950         | 85             | 242          | 381            | 623           |
| 71             | 1,149        | 1,636          | 2,785         | 86             | 226          | 384            | 610           |
| 72             | 1,104        | 1,558          | 2,662         | 87             | 109          | 332            | 441           |
| 73             | 987          | 1,389          | 2,376         | 88             | 178          | 268            | 446           |
| 74             | 938          | 1,249          | 2,187         | 89             | 105          | 285            | 390           |
|                |              |                |               | <b>90+</b>     | <b>421</b>   | <b>935</b>     | <b>1,356</b>  |

**3B. Total population (maltese & foreign) by sex and single years of age, 31st December 2002 ...  
based on the November 1995 Census**

| <b>Ages</b>     | <b>Males</b>   | <b>Females</b> | <b>Total</b>   | <b>Ages</b>    | <b>Males</b>  | <b>Females</b> | <b>Total</b>  |
|-----------------|----------------|----------------|----------------|----------------|---------------|----------------|---------------|
| <b>All Ages</b> | <b>196,836</b> | <b>200,460</b> | <b>397,296</b> |                |               |                |               |
| <b>0 - 4</b>    | <b>10,753</b>  | <b>10,274</b>  | <b>21,027</b>  | <b>30 - 34</b> | <b>12,832</b> | <b>12,237</b>  | <b>25,069</b> |
| 0               | 2,055          | 1,835          | 3,890          | 30             | 2,695         | 2,650          | 5,345         |
| 1               | 2,023          | 1,904          | 3,927          | 31             | 2,690         | 2,534          | 5,224         |
| 2               | 2,137          | 2,157          | 4,294          | 32             | 2,589         | 2,438          | 5,027         |
| 3               | 2,213          | 2,161          | 4,374          | 33             | 2,444         | 2,279          | 4,723         |
| 4               | 2,325          | 2,217          | 4,542          | 34             | 2,414         | 2,336          | 4,750         |
| <b>5 - 9</b>    | <b>12,956</b>  | <b>11,993</b>  | <b>24,949</b>  | <b>35 - 39</b> | <b>12,719</b> | <b>12,539</b>  | <b>25,258</b> |
| 5               | 2,580          | 2,327          | 4,907          | 35             | 2,341         | 2,371          | 4,712         |
| 6               | 2,580          | 2,429          | 5,009          | 36             | 2,404         | 2,341          | 4,745         |
| 7               | 2,532          | 2,324          | 4,856          | 37             | 2,557         | 2,533          | 5,090         |
| 8               | 2,538          | 2,384          | 4,922          | 38             | 2,680         | 2,606          | 5,286         |
| 9               | 2,726          | 2,529          | 5,255          | 39             | 2,737         | 2,688          | 5,425         |
| <b>10 - 14</b>  | <b>14,528</b>  | <b>13,875</b>  | <b>28,403</b>  | <b>40 - 44</b> | <b>14,922</b> | <b>14,797</b>  | <b>29,719</b> |
| 10              | 2,826          | 2,682          | 5,508          | 40             | 2,936         | 2,820          | 5,756         |
| 11              | 2,909          | 2,739          | 5,648          | 41             | 2,956         | 2,881          | 5,837         |
| 12              | 2,928          | 2,771          | 5,699          | 42             | 3,064         | 3,047          | 6,111         |
| 13              | 2,960          | 2,880          | 5,840          | 43             | 3,002         | 3,042          | 6,044         |
| 14              | 2,905          | 2,803          | 5,708          | 44             | 2,964         | 3,007          | 5,971         |
| <b>15 - 19</b>  | <b>14,835</b>  | <b>13,750</b>  | <b>28,585</b>  | <b>45 - 49</b> | <b>14,964</b> | <b>14,524</b>  | <b>29,488</b> |
| 15              | 2,871          | 2,752          | 5,623          | 45             | 3,120         | 3,026          | 6,146         |
| 16              | 2,930          | 2,567          | 5,497          | 46             | 3,071         | 2,979          | 6,050         |
| 17              | 2,944          | 2,755          | 5,699          | 47             | 3,034         | 2,873          | 5,907         |
| 18              | 3,005          | 2,799          | 5,804          | 48             | 2,885         | 2,860          | 5,745         |
| 19              | 3,085          | 2,877          | 5,962          | 49             | 2,854         | 2,786          | 5,640         |
| <b>20 - 24</b>  | <b>15,394</b>  | <b>14,656</b>  | <b>30,050</b>  | <b>50 - 54</b> | <b>14,857</b> | <b>14,877</b>  | <b>29,734</b> |
| 20              | 3,092          | 3,021          | 6,113          | 50             | 2,841         | 2,857          | 5,698         |
| 21              | 2,982          | 2,875          | 5,857          | 51             | 2,794         | 2,869          | 5,663         |
| 22              | 3,089          | 2,909          | 5,998          | 52             | 3,092         | 2,991          | 6,083         |
| 23              | 3,187          | 2,985          | 6,172          | 53             | 3,037         | 2,999          | 6,036         |
| 24              | 3,044          | 2,866          | 5,910          | 54             | 3,093         | 3,161          | 6,254         |
| <b>25 - 29</b>  | <b>15,031</b>  | <b>14,171</b>  | <b>29,202</b>  | <b>55 - 59</b> | <b>13,802</b> | <b>14,436</b>  | <b>28,238</b> |
| 25              | 3,088          | 2,918          | 6,006          | 55             | 3,104         | 3,253          | 6,357         |
| 26              | 3,128          | 2,936          | 6,064          | 56             | 2,963         | 3,046          | 6,009         |
| 27              | 3,130          | 2,882          | 6,012          | 57             | 2,811         | 2,965          | 5,776         |
| 28              | 2,930          | 2,699          | 5,629          | 58             | 2,887         | 2,958          | 5,845         |
| 29              | 2,755          | 2,736          | 5,491          | 59             | 2,037         | 2,214          | 4,251         |

... 3B. Total population (maltese & foreign) by sex and single years of age, 31st December 2002  
based on the November 1995 Census

| <b>Ages</b>    | <b>Males</b> | <b>Females</b> | <b>Total</b>  | <b>Ages</b>    | <b>Males</b> | <b>Females</b> | <b>Total</b>  |
|----------------|--------------|----------------|---------------|----------------|--------------|----------------|---------------|
| <b>60 - 64</b> | <b>7,864</b> | <b>8,747</b>   | <b>16,611</b> | <b>75 - 79</b> | <b>4,240</b> | <b>6,073</b>   | <b>10,313</b> |
| 60             | 1,386        | 1,484          | 2,870         | 75             | 918          | 1,368          | 2,286         |
| 61             | 1,437        | 1,624          | 3,061         | 76             | 959          | 1,282          | 2,241         |
| 62             | 1,599        | 1,788          | 3,387         | 77             | 877          | 1,228          | 2,105         |
| 63             | 1,773        | 1,961          | 3,734         | 78             | 826          | 1,215          | 2,041         |
| 64             | 1,669        | 1,890          | 3,559         | 79             | 660          | 980            | 1,640         |
| <b>65 - 69</b> | <b>7,573</b> | <b>9,193</b>   | <b>16,766</b> | <b>80 - 84</b> | <b>2,584</b> | <b>3,956</b>   | <b>6,540</b>  |
| 65             | 1,635        | 1,956          | 3,591         | 80             | 599          | 953            | 1,552         |
| 66             | 1,719        | 1,961          | 3,680         | 81             | 601          | 939            | 1,540         |
| 67             | 1,526        | 1,842          | 3,368         | 82             | 579          | 844            | 1,423         |
| 68             | 1,371        | 1,675          | 3,046         | 83             | 433          | 704            | 1,137         |
| 69             | 1,322        | 1,759          | 3,081         | 84             | 372          | 516            | 888           |
| <b>70 - 74</b> | <b>5,635</b> | <b>7,692</b>   | <b>13,327</b> | <b>85 - 89</b> | <b>906</b>   | <b>1,704</b>   | <b>2,610</b>  |
| 70             | 1,313        | 1,715          | 3,028         | 85             | 253          | 397            | 650           |
| 71             | 1,189        | 1,679          | 2,868         | 86             | 233          | 398            | 631           |
| 72             | 1,144        | 1,595          | 2,739         | 87             | 121          | 340            | 461           |
| 73             | 1,020        | 1,426          | 2,446         | 88             | 190          | 279            | 469           |
| 74             | 969          | 1,277          | 2,246         | 89             | 109          | 290            | 399           |
|                |              |                |               | <b>90+</b>     | <b>441</b>   | <b>966</b>     | <b>1,407</b>  |

**4. Percentage distribution by age and gender of the  
maltese population: 2002, 2020, 2035**

| Ages      | 2002  |         |       | 2020  |         |       | 2035  |         |       |
|-----------|-------|---------|-------|-------|---------|-------|-------|---------|-------|
|           | Males | Females | Total | Males | Females | Total | Males | Females | Total |
| All ages  | 100.0 | 100.0   | 100.0 | 100.0 | 100.0   | 100.0 | 100.0 | 100.0   | 100.0 |
| 0 - 4     | 5.5   | 5.2     | 5.4   | 5.7   | 4.9     | 5.3   | 4.6   | 4.0     | 4.3   |
| 5 - 9     | 6.6   | 6.1     | 6.4   | 5.9   | 5.1     | 5.5   | 5.1   | 4.4     | 4.7   |
| 10 - 14   | 7.4   | 7.0     | 7.2   | 5.9   | 5.1     | 5.5   | 5.6   | 4.9     | 5.2   |
| 15 - 19   | 7.6   | 6.9     | 7.3   | 5.4   | 4.8     | 5.1   | 6.0   | 5.2     | 5.6   |
| 20 - 24   | 7.9   | 7.4     | 7.6   | 6.0   | 5.6     | 5.8   | 6.3   | 5.5     | 5.9   |
| 25 - 29   | 7.6   | 7.0     | 7.3   | 6.8   | 6.3     | 6.5   | 6.2   | 5.4     | 5.8   |
| 30 - 34   | 6.5   | 6.0     | 6.2   | 7.3   | 6.8     | 7.1   | 5.7   | 5.1     | 5.4   |
| 35 - 39   | 6.4   | 6.1     | 6.3   | 7.5   | 7.1     | 7.3   | 6.3   | 6.0     | 6.2   |
| 40 - 44   | 7.6   | 7.3     | 7.5   | 7.7   | 7.1     | 7.4   | 7.1   | 6.7     | 6.9   |
| 45 - 49   | 7.6   | 7.2     | 7.4   | 6.9   | 6.5     | 6.7   | 7.2   | 7.2     | 7.4   |
| 50 - 54   | 7.6   | 7.4     | 7.5   | 5.9   | 5.5     | 5.7   | 7.8   | 7.4     | 7.6   |
| 55 - 59   | 7.0   | 7.2     | 7.1   | 6.6   | 6.3     | 6.4   | 7.8   | 7.4     | 7.6   |
| 60 - 64   | 4.0   | 4.3     | 4.1   | 6.4   | 7.0     | 6.7   | 6.4   | 6.5     | 6.4   |
| 65 - 69   | 3.8   | 4.6     | 4.2   | 5.4   | 6.4     | 5.9   | 4.8   | 5.4     | 5.1   |
| 70 - 74   | 2.8   | 3.9     | 3.4   | 5.1   | 6.5     | 5.8   | 4.7   | 5.8     | 5.2   |
| 75 - 79   | 2.1   | 3.1     | 2.6   | 2.8   | 4.2     | 3.5   | 3.9   | 5.7     | 4.8   |
| 80 - 84   | 1.3   | 2.0     | 1.6   | 1.7   | 2.7     | 2.2   | 2.6   | 4.0     | 3.3   |
| 85 & Over | 0.7   | 1.3     | 0.9   | 1.0   | 2.1     | 1.6   | 1.9   | 3.4     | 2.6   |

\* Basis: End 2002 estimates of the Maltese Population

**Assumption for projections:**

**Mortality:** Death rates for each age-group and sex being the average of those recorded during 2000 - 2002.

**Nativity:** Average rates specific to age by single years of females between 14 to 49 years recorded during 2000 - 2002.

**Emigration:** Nil.

### 5. End of year population estimates

| Year                        | Males   | Females | Total   |
|-----------------------------|---------|---------|---------|
| <b>Total population (a)</b> |         |         |         |
| 1985*                       | 169,973 | 175,732 | 345,705 |
| 1986                        | 171,284 | 177,088 | 348,372 |
| 1987                        | 172,534 | 178,380 | 350,914 |
| 1988                        | 174,313 | 180,219 | 354,532 |
| 1989                        | 176,110 | 182,078 | 358,188 |
| 1990                        | 177,939 | 183,969 | 361,908 |
| 1991                        | 179,843 | 185,938 | 365,781 |
| 1992                        | 181,649 | 187,806 | 369,455 |
| 1993                        | 183,471 | 189,690 | 373,161 |
| 1994                        | 185,079 | 191,354 | 376,433 |
| 1995 *                      | 186,970 | 191,434 | 378,404 |
| 1996                        | 188,452 | 192,953 | 381,405 |
| 1997                        | 189,968 | 194,208 | 384,176 |
| 1998                        | 191,120 | 195,277 | 386,397 |
| 1999                        | 192,428 | 196,331 | 388,759 |
| 2000                        | 193,689 | 197,726 | 391,415 |
| 2001                        | 195,363 | 199,278 | 394,641 |
| 2002                        | 196,836 | 200,460 | 397,296 |
| <b>Maltese population</b>   |         |         |         |
| 1985*                       | 167,875 | 173,032 | 340,907 |
| 1986                        | 169,196 | 174,318 | 343,514 |
| 1987                        | 170,369 | 175,267 | 345,636 |
| 1988                        | 172,142 | 176,872 | 349,014 |
| 1989                        | 173,895 | 178,535 | 352,430 |
| 1990                        | 175,782 | 180,128 | 355,910 |
| 1991                        | 177,685 | 181,858 | 359,543 |
| 1992                        | 179,427 | 183,550 | 362,977 |
| 1993                        | 181,232 | 185,199 | 366,431 |
| 1994                        | 182,838 | 186,613 | 369,451 |
| 1995*                       | 183,875 | 187,298 | 371,173 |
| 1996                        | 185,319 | 188,639 | 373,958 |
| 1997                        | 186,664 | 189,849 | 376,513 |
| 1998                        | 187,689 | 190,829 | 378,518 |
| 1999                        | 188,589 | 191,612 | 380,201 |
| 2000                        | 189,720 | 192,805 | 382,525 |
| 2001                        | 191,025 | 194,052 | 385,077 |
| 2002                        | 191,975 | 194,963 | 386,938 |

\* Based on Census taken in year.

(a) Includes Work and Resident permit holders and foreigners residing in Malta

6A. Maltese population by region, district and locality: 31 December 2002

| Regions, districts and localities | Estimated      |                |                | Regions, districts and localities | Estimated     |               |               |
|-----------------------------------|----------------|----------------|----------------|-----------------------------------|---------------|---------------|---------------|
|                                   | Total          | Males          | Females        |                                   | Total         | Males         | Females       |
| <b>Maltese Islands</b>            | <b>386,938</b> | <b>191,975</b> | <b>194,963</b> |                                   |               |               |               |
| <b>Malta</b>                      | <b>356,628</b> | <b>176,971</b> | <b>179,657</b> | Mqabba                            | 2,804         | 1,388         | 1,416         |
| <b>Gozo and Comino</b>            | <b>30,310</b>  | <b>15,004</b>  | <b>15,306</b>  | Qrendi                            | 2,446         | 1,222         | 1,224         |
|                                   |                |                |                | Safi                              | 1,825         | 907           | 918           |
|                                   |                |                |                | Żurrieq                           | 9,058         | 4,431         | 4,627         |
|                                   |                |                |                | <b>Western District</b>           | <b>53,482</b> | <b>26,613</b> | <b>26,869</b> |
| <b>Southern Harbout District</b>  | <b>83,553</b>  | <b>41,692</b>  | <b>41,861</b>  | Mdina                             | 376           | 163           | 213           |
| Valletta                          | 7,002          | 3,343          | 3,659          | Żebbuġ (Malta)                    | 10,867        | 5,433         | 5,434         |
| Birgu                             | 3,027          | 1,556          | 1,471          | Siġġiewi                          | 7,478         | 3,675         | 3,803         |
| Isla                              | 3,518          | 1,743          | 1,775          | Attard                            | 9,525         | 4,793         | 4,732         |
| Bormla                            | 6,096          | 3,015          | 3,081          | Balzan                            | 3,493         | 1,727         | 1,766         |
| Żabbar                            | 14,707         | 7,493          | 7,214          | Dingli                            | 2,912         | 1,475         | 1,437         |
| Fgura                             | 11,614         | 5,841          | 5,773          | Iklin                             | 3,284         | 1,689         | 1,595         |
| Floriana                          | 2,559          | 1,219          | 1,340          | Lija                              | 2,512         | 1,241         | 1,271         |
| Kalkara                           | 2,946          | 1,499          | 1,447          | Rabat (Malta)                     | 11,473        | 5,654         | 5,819         |
| Luqa                              | 5,378          | 2,705          | 2,673          | Mtarfa                            | 1,562         | 763           | 799           |
| Marsa                             | 5,213          | 2,607          | 2,606          | <b>Northern District</b>          | <b>47,184</b> | <b>23,801</b> | <b>23,383</b> |
| Paola                             | 9,294          | 4,540          | 4,754          | Għargħur                          | 2,105         | 1,061         | 1,044         |
| Santa Luċija                      | 3,717          | 1,904          | 1,813          | Mellieħa                          | 6,372         | 3,237         | 3,135         |
| Tarxien                           | 7,682          | 3,823          | 3,859          | Mġarr                             | 2,838         | 1,441         | 1,397         |
| Xgħajra                           | 800            | 404            | 396            | Mosta                             | 17,502        | 8,677         | 8,825         |
| <b>Northern Harbour District</b>  | <b>119,038</b> | <b>58,340</b>  | <b>60,698</b>  | Naxxar                            | 10,384        | 5,305         | 5,079         |
| Qormi                             | 18,131         | 8,934          | 9,197          | San Pawl il-Baħar                 | 7,983         | 4,080         | 3,903         |
| Birkirkara                        | 21,775         | 10,753         | 11,022         | <b>Gozo and Comino</b>            | <b>30,310</b> | <b>15,004</b> | <b>15,306</b> |
| Gżira                             | 7,775          | 3,810          | 3,965          | Rabat (Gozo)                      | 6,635         | 3,230         | 3,405         |
| Ħamrun                            | 10,965         | 5,275          | 5,690          | Fontana                           | 832           | 412           | 420           |
| Msida                             | 6,985          | 3,404          | 3,581          | Għajnsielem & Comino              | 2,404         | 1,200         | 1,204         |
| Pembroke                          | 2,607          | 1,320          | 1,287          | Għarb                             | 1,034         | 530           | 504           |
| Pieta                             | 4,244          | 2,089          | 2,155          | Għasri                            | 374           | 176           | 198           |
| San Ġiljan                        | 7,310          | 3,603          | 3,707          | Kerċem                            | 1,610         | 818           | 792           |
| San Ġwann                         | 12,410         | 6,290          | 6,120          | Munxar                            | 827           | 421           | 406           |
| Santa Venera                      | 6,329          | 3,034          | 3,295          | Nadur                             | 4,134         | 2,036         | 2,098         |
| Sliema                            | 12,178         | 5,632          | 6,546          | Qala                              | 1,586         | 784           | 802           |
| Swieqi                            | 6,617          | 3,352          | 3,265          | San Lawrenz                       | 550           | 277           | 273           |
| Ta' Xbiex                         | 1,712          | 844            | 868            | Sannat                            | 1,702         | 852           | 850           |
| <b>South Eastern District</b>     | <b>53,371</b>  | <b>26,525</b>  | <b>26,846</b>  | Xgħra                             | 3,778         | 1,865         | 1,913         |
| Żejtun                            | 11,521         | 5,726          | 5,795          | Xewkija                           | 3,264         | 1,591         | 1,673         |
| Birżebbuġia                       | 7,721          | 3,914          | 3,807          | Żebbuġ (Gozo)                     | 1,580         | 812           | 768           |
| Gudja                             | 2,974          | 1,471          | 1,503          |                                   |               |               |               |
| Għaxaq                            | 4,338          | 2,141          | 2,197          |                                   |               |               |               |
| Kirkop                            | 2,092          | 1,049          | 1,043          |                                   |               |               |               |
| Marsascala                        | 5,608          | 2,810          | 2,798          |                                   |               |               |               |
| Marsaxlokk                        | 2,984          | 1,466          | 1,518          |                                   |               |               |               |

6B. Total population (maltese and foreign) by region, district and locality: 31 December 2002

| Regions, districts and localities | Estimated      |                |                | Regions, districts and localities | Estimated     |               |               |
|-----------------------------------|----------------|----------------|----------------|-----------------------------------|---------------|---------------|---------------|
|                                   | Total          | Males          | Females        |                                   | Total         | Males         | Females       |
| <b>Maltese Islands</b>            | <b>397,296</b> | <b>196,836</b> | <b>200,460</b> |                                   |               |               |               |
| <b>Malta</b>                      | <b>366,028</b> | <b>181,367</b> | <b>184,661</b> | Mqabba                            | 2,870         | 1,419         | 1,451         |
| <b>Gozo and Comino</b>            | <b>31,268</b>  | <b>15,469</b>  | <b>15,799</b>  | Qrendi                            | 2,510         | 1,250         | 1,260         |
| <b>Southern Harbourn District</b> | <b>85,562</b>  | <b>42,603</b>  | <b>42,959</b>  | Safi                              | 1,870         | 927           | 943           |
| Valletta                          | 7,173          | 3,419          | 3,754          | Żurrieq                           | 9,276         | 4,528         | 4,748         |
| Birgu                             | 3,099          | 1,589          | 1,510          | <b>Western District</b>           | <b>54,815</b> | <b>27,225</b> | <b>27,590</b> |
| Isla                              | 3,606          | 1,786          | 1,820          | Mdina                             | 388           | 170           | 218           |
| Bormla                            | 6,240          | 3,078          | 3,162          | Żebbuġ (Malta)                    | 11,136        | 5,558         | 5,578         |
| Żabbar                            | 15,057         | 7,651          | 7,406          | Siġġiewi                          | 7,652         | 3,752         | 3,900         |
| Fgura                             | 11,886         | 5,966          | 5,920          | Attard                            | 9,774         | 4,911         | 4,863         |
| Floriana                          | 2,623          | 1,247          | 1,376          | Balzan                            | 3,578         | 1,763         | 1,815         |
| Kalkara                           | 3,015          | 1,530          | 1,485          | Dingli                            | 2,978         | 1,505         | 1,473         |
| Luqa                              | 5,517          | 2,768          | 2,749          | Iklin                             | 3,360         | 1,725         | 1,635         |
| Marsa                             | 5,343          | 2,668          | 2,675          | Lija                              | 2,591         | 1,280         | 1,311         |
| Paola                             | 9,524          | 4,644          | 4,880          | Rabat (Malta)                     | 11,761        | 5,783         | 5,978         |
| Santa Luċija                      | 3,802          | 1,943          | 1,859          | Mtarfa                            | 1,597         | 778           | 819           |
| Tarxien                           | 7,860          | 3,902          | 3,958          | <b>Northern District</b>          | <b>48,636</b> | <b>24,521</b> | <b>24,115</b> |
| Xgħajra                           | 817            | 412            | 405            | Għargħur                          | 2,188         | 1,103         | 1,085         |
| <b>Northern Harbour District</b>  | <b>122,300</b> | <b>59,878</b>  | <b>62,422</b>  | Mellieħa                          | 6,618         | 3,362         | 3,256         |
| Qormi                             | 18,553         | 9,123          | 9,430          | Mġarr                             | 2,919         | 1,481         | 1,438         |
| Birkirkara                        | 22,334         | 11,020         | 11,314         | Mosta                             | 17,936        | 8,876         | 9,060         |
| Gżira                             | 7,980          | 3,907          | 4,073          | Naxxar                            | 10,662        | 5,442         | 5,220         |
| Ħamrun                            | 11,232         | 5,387          | 5,845          | San Pawl il-Baħar                 | 8,313         | 4,257         | 4,056         |
| Msida                             | 7,170          | 3,490          | 3,680          |                                   |               |               |               |
| Pembroke                          | 2,687          | 1,362          | 1,325          | <b>Gozo and Comino</b>            | <b>31,268</b> | <b>15,469</b> | <b>15,799</b> |
| Pieta                             | 4,291          | 2,091          | 2,200          | Rabat (Gozo)                      | 6,817         | 3,312         | 3,505         |
| San Ġiljan                        | 7,662          | 3,798          | 3,864          | Fontana                           | 862           | 426           | 436           |
| San Ġwann                         | 12,723         | 6,437          | 6,286          | Għajnsielem & Comi                | 2,480         | 1,237         | 1,243         |
| Santa Venera                      | 6,484          | 3,105          | 3,379          | Għarb                             | 1,078         | 553           | 525           |
| Sliema                            | 12,575         | 5,822          | 6,753          | Għasri                            | 388           | 182           | 206           |
| Swieqi                            | 6,844          | 3,467          | 3,377          | Kerċem                            | 1,650         | 837           | 813           |
| Ta' Xbiex                         | 1,765          | 869            | 896            | Munxar                            | 854           | 434           | 420           |
| <b>South Eastern District</b>     | <b>54,715</b>  | <b>27,140</b>  | <b>27,575</b>  | Nadur                             | 4,286         | 2,112         | 2,174         |
| Żejtun                            | 11,791         | 5,846          | 5,945          | Qala                              | 1,647         | 817           | 830           |
| Birżebbuġia                       | 7,916          | 4,007          | 3,909          | San Lawrenz                       | 567           | 284           | 283           |
| Gudja                             | 3,050          | 1,505          | 1,545          | Sannat                            | 1,769         | 888           | 881           |
| Għaxaq                            | 4,437          | 2,185          | 2,252          | Xagħra                            | 3,896         | 1,924         | 1,972         |
| Kirkop                            | 2,141          | 1,072          | 1,069          | Xewkija                           | 3,352         | 1,631         | 1,721         |
| Marsascalea                       | 5,799          | 2,904          | 2,895          | Żebbuġ (Gozo)                     | 1,622         | 832           | 790           |
| Marsaxlokk                        | 3,055          | 1,497          | 1,558          |                                   |               |               |               |



7A. Monthly maltese population estimates by gender: 2002  
Analysis by source of change

| Month     | Gender | Population at end of previous month | Births | Deaths | Natural net increase | Migration movement |                    | Naturalisation & registration & adoptions | Population at end of current month | Total   |
|-----------|--------|-------------------------------------|--------|--------|----------------------|--------------------|--------------------|-------------------------------------------|------------------------------------|---------|
|           |        |                                     |        |        |                      | Emigrants          | Returned emigrants |                                           |                                    |         |
| January   | M      | 191,025                             | 167    | 197    | -30                  | 4                  | 6                  | 47                                        | 191,044                            | 385,108 |
| February  | F      | 194,052                             | 150    | 162    | -12                  | 12                 | 8                  | 28                                        | 194,064                            | 385,207 |
|           | M      | 191,044                             | 157    | 138    | 19                   | 7                  | 12                 | 31                                        | 191,099                            |         |
| March     | F      | 194,064                             | 141    | 130    | 11                   | 8                  | 6                  | 35                                        | 194,108                            | 385,282 |
|           | M      | 191,099                             | 134    | 145    | -11                  | 5                  | 20                 | 31                                        | 191,134                            |         |
| April     | F      | 194,108                             | 153    | 148    | 5                    | 6                  | 9                  | 32                                        | 194,148                            | 385,445 |
|           | M      | 191,134                             | 166    | 145    | 21                   | 1                  | 20                 | 32                                        | 191,206                            |         |
| May       | F      | 194,148                             | 152    | 125    | 27                   | 2                  | 20                 | 46                                        | 194,239                            | 385,585 |
|           | M      | 191,206                             | 157    | 136    | 21                   | 3                  | 22                 | 24                                        | 191,270                            |         |
| June      | F      | 194,239                             | 137    | 105    | 32                   | 1                  | 22                 | 23                                        | 194,315                            | 385,721 |
|           | M      | 191,270                             | 158    | 133    | 25                   | 1                  | 29                 | 31                                        | 191,354                            |         |
| July      | F      | 194,315                             | 146    | 130    | 16                   | 6                  | 15                 | 27                                        | 194,367                            | 385,954 |
|           | M      | 191,354                             | 156    | 120    | 36                   | 6                  | 33                 | 47                                        | 191,464                            |         |
| August    | F      | 194,367                             | 154    | 111    | 43                   | 3                  | 30                 | 53                                        | 194,490                            | 386,130 |
|           | M      | 191,464                             | 174    | 113    | 61                   | 3                  | 19                 | 20                                        | 191,561                            |         |
| September | F      | 194,490                             | 147    | 104    | 43                   | 2                  | 16                 | 22                                        | 194,569                            | 386,441 |
|           | M      | 191,561                             | 201    | 101    | 100                  | 5                  | 23                 | 54                                        | 191,733                            |         |
| October   | F      | 194,569                             | 148    | 90     | 58                   | 2                  | 14                 | 69                                        | 194,708                            | 386,647 |
|           | M      | 191,733                             | 175    | 119    | 56                   | 7                  | 14                 | 26                                        | 191,822                            |         |
| November  | F      | 194,708                             | 170    | 98     | 72                   | 2                  | 14                 | 33                                        | 194,825                            | 386,832 |
|           | M      | 191,822                             | 192    | 97     | 95                   | 1                  | 13                 | 17                                        | 191,946                            |         |
| December  | F      | 194,825                             | 151    | 106    | 45                   | 3                  | 6                  | 13                                        | 194,886                            | 386,938 |
|           | M      | 191,946                             | 160    | 160    | 0                    | 3                  | 8                  | 24*                                       | 191,975                            |         |
| Year      | F      | 194,886                             | 159    | 118    | 41                   | 3                  | 3                  | 36*                                       | 194,963                            | 386,938 |
|           | T      | 191,025                             | 1,997  | 1,604  | 393                  | 46                 | 219                | 384                                       | 191,975                            |         |
|           | F      | 194,052                             | 1,808  | 1,427  | 381                  | 50                 | 163                | 417                                       | 194,963                            | 386,938 |
|           | T      | 385,077                             | 3,805  | 3,031  | 774                  | 96                 | 382                | 801                                       | 386,938                            |         |

Note: Returned Migrants figures submitted by Customs Department.

\* Figures for December include 9 male and 9 female adoptions recorded during the year.

**7B. Monthly total population (maltese and foreign) estimates by gender: 2002**  
*Analysis by source of change*

| Month       | Gender   | Population at end of previous month | Births       | Deaths       | Natural net increase | Migration movement |                    | New work permit holders | Naturalisation & registration & adoptions | Population at end of current month | Total   |
|-------------|----------|-------------------------------------|--------------|--------------|----------------------|--------------------|--------------------|-------------------------|-------------------------------------------|------------------------------------|---------|
|             |          |                                     |              |              |                      | Emigrants          | Returned emigrants |                         |                                           |                                    |         |
| January     | M        | 195,363                             | 174          | 202          | -28                  | 4                  | 29                 | 12                      | 47                                        | 195,419                            | 394,730 |
|             | F        | 199,278                             | 153          | 164          | -11                  | 12                 | 27                 | 1                       | 28                                        | 199,311                            |         |
| February    | M        | 195,419                             | 161          | 142          | 19                   | 7                  | 29                 | 12                      | 31                                        | 195,503                            | 394,865 |
|             | F        | 199,311                             | 142          | 134          | 8                    | 8                  | 16                 | 0                       | 35                                        | 199,362                            |         |
| March       | M        | 195,503                             | 136          | 150          | -14                  | 5                  | 43                 | 19                      | 31                                        | 195,577                            | 395,002 |
|             | F        | 199,362                             | 155          | 148          | 7                    | 6                  | 29                 | 1                       | 32                                        | 199,425                            |         |
| April       | M        | 195,577                             | 171          | 149          | 22                   | 1                  | 45                 | 19                      | 32                                        | 195,694                            | 395,238 |
|             | F        | 199,425                             | 154          | 125          | 29                   | 2                  | 45                 | 1                       | 46                                        | 199,544                            |         |
| May         | M        | 195,694                             | 167          | 137          | 30                   | 3                  | 45                 | 19                      | 24                                        | 195,809                            | 395,451 |
|             | F        | 199,544                             | 138          | 106          | 32                   | 1                  | 43                 | 1                       | 23                                        | 199,642                            |         |
| June        | M        | 195,809                             | 162          | 137          | 25                   | 1                  | 59                 | 25                      | 31                                        | 195,948                            | 395,667 |
|             | F        | 199,642                             | 149          | 131          | 18                   | 6                  | 37                 | 1                       | 27                                        | 199,719                            |         |
| July        | M        | 195,948                             | 159          | 123          | 36                   | 6                  | 60                 | 26                      | 47                                        | 196,111                            | 395,981 |
|             | F        | 199,719                             | 158          | 112          | 46                   | 3                  | 54                 | 1                       | 53                                        | 199,870                            |         |
| August      | M        | 196,111                             | 176          | 115          | 61                   | 3                  | 50                 | 21                      | 20                                        | 196,260                            | 396,241 |
|             | F        | 199,870                             | 151          | 106          | 45                   | 2                  | 45                 | 1                       | 22                                        | 199,981                            |         |
| September   | M        | 196,260                             | 207          | 107          | 100                  | 5                  | 59                 | 25                      | 54                                        | 196,493                            | 396,641 |
|             | F        | 199,981                             | 150          | 92           | 58                   | 2                  | 41                 | 1                       | 69                                        | 200,148                            |         |
| October     | M        | 196,493                             | 187          | 120          | 67                   | 7                  | 42                 | 18                      | 26                                        | 196,639                            | 396,929 |
|             | F        | 200,148                             | 175          | 103          | 72                   | 2                  | 38                 | 1                       | 33                                        | 200,290                            |         |
| November    | M        | 196,639                             | 194          | 104          | 90                   | 1                  | 30                 | 13                      | 17                                        | 196,788                            | 397,159 |
|             | F        | 200,290                             | 155          | 106          | 49                   | 3                  | 22                 | 0                       | 13                                        | 200,371                            |         |
| December    | M        | 196,788                             | 167          | 164          | 3                    | 3                  | 17                 | 7                       | 24*                                       | 196,836                            | 397,296 |
|             | F        | 200,371                             | 165          | 119          | 46                   | 3                  | 10                 | 0                       | 36*                                       | 200,460                            |         |
| <b>Year</b> | <b>M</b> | <b>195,363</b>                      | <b>2,061</b> | <b>1,650</b> | <b>411</b>           | <b>46</b>          | <b>508</b>         | <b>216</b>              | <b>384</b>                                | <b>196,836</b>                     |         |
|             | <b>F</b> | <b>199,278</b>                      | <b>1,845</b> | <b>1,446</b> | <b>399</b>           | <b>50</b>          | <b>407</b>         | <b>9</b>                | <b>417</b>                                | <b>200,460</b>                     |         |
|             | <b>T</b> | <b>394,641</b>                      | <b>3,906</b> | <b>3,096</b> | <b>810</b>           | <b>96</b>          | <b>915</b>         | <b>225</b>              | <b>801</b>                                | <b>397,296</b>                     |         |

Note: Returned Migrants figures submitted by Customs Department.

\* Figures for December include 9 male and 9 female adoptions recorded during the year.

8. Projected maltese population, 2005 - 2050 analysis by gender and age

000's

| Estimates of the Maltese Population as at 31st December 2002 |         | Projected * population at 31st December |       |       |       |       |       |       |       |       |       |       |       |       |       |       |
|--------------------------------------------------------------|---------|-----------------------------------------|-------|-------|-------|-------|-------|-------|-------|-------|-------|-------|-------|-------|-------|-------|
|                                                              |         | 2005                                    |       | 2010  |       | 2015  |       | 2020  |       | 2025  |       | 2035  |       | 2050  |       |       |
|                                                              |         | M                                       | F     | M     | F     | M     | F     | M     | F     | M     | F     | M     | F     | M     | F     |       |
| Age                                                          |         | All Ages                                | 193.1 | 196.2 | 194.6 | 198.2 | 195.4 | 199.2 | 194.7 | 199.0 | 192.4 | 196.6 | 183.1 | 186.8 | 165.8 | 168.0 |
|                                                              | Females | 10.1                                    | 9.5   | 11.5  | 10.1  | 11.6  | 10.2  | 11.1  | 9.8   | 10.3  | 9.1   | 8.5   | 7.4   | 8.0   | 7.0   | 7.0   |
|                                                              | Males   | 11.8                                    | 11.1  | 10.5  | 9.5   | 11.5  | 10.1  | 11.5  | 10.2  | 11.0  | 9.8   | 9.2   | 8.2   | 8.4   | 7.3   | 7.3   |
|                                                              | Females | 13.7                                    | 12.5  | 11.7  | 11.1  | 10.5  | 9.5   | 11.4  | 10.1  | 11.5  | 10.2  | 10.3  | 9.1   | 8.4   | 7.4   | 7.4   |
|                                                              | Males   | 14.6                                    | 13.5  | 13.2  | 12.5  | 11.7  | 11.1  | 10.5  | 9.5   | 11.4  | 10.1  | 11.0  | 9.7   | 8.4   | 7.4   | 7.4   |
|                                                              | Females | 14.3                                    | 14.1  | 14.3  | 13.5  | 13.2  | 12.5  | 11.7  | 11.1  | 10.5  | 9.5   | 11.5  | 10.2  | 9.2   | 8.2   | 8.2   |
|                                                              | Males   | 14.6                                    | 14.2  | 14.8  | 14.1  | 14.2  | 13.5  | 14.2  | 12.5  | 13.2  | 11.6  | 11.1  | 11.4  | 10.2  | 10.2  | 9.1   |
|                                                              | Females | 12.4                                    | 12.9  | 15.1  | 14.2  | 14.7  | 14.1  | 14.2  | 13.5  | 14.2  | 13.1  | 12.4  | 10.4  | 9.4   | 10.9  | 9.8   |
|                                                              | Males   | 12.3                                    | 11.2  | 13.6  | 12.9  | 15.1  | 14.2  | 14.7  | 14.1  | 14.1  | 14.1  | 13.5  | 11.5  | 11.1  | 11.4  | 10.2  |
|                                                              | Females | 14.3                                    | 12.9  | 11.7  | 11.2  | 13.6  | 12.9  | 12.9  | 15.0  | 14.2  | 14.6  | 14.1  | 13.0  | 12.4  | 11.3  | 10.1  |
|                                                              | Males   | 14.5                                    | 14.6  | 13.3  | 12.9  | 11.6  | 11.1  | 13.5  | 12.8  | 14.9  | 14.1  | 14.1  | 14.0  | 13.5  | 10.3  | 9.4   |
|                                                              | Females | 14.6                                    | 13.7  | 14.5  | 14.4  | 13.1  | 12.8  | 11.4  | 11.0  | 13.3  | 12.7  | 12.7  | 14.3  | 13.9  | 11.2  | 11.0  |
|                                                              | Males   | 13.5                                    | 14.9  | 13.6  | 13.5  | 14.2  | 14.2  | 12.8  | 12.7  | 11.2  | 10.8  | 14.3  | 13.8  | 12.4  | 12.4  | 12.1  |
|                                                              | Females | 7.6                                     | 10.8  | 13.0  | 14.6  | 12.0  | 13.2  | 12.5  | 13.9  | 11.3  | 12.3  | 11.5  | 12.2  | 11.9  | 12.8  | 12.8  |
|                                                              | Males   | 7.4                                     | 9.0   | 8.3   | 10.4  | 11.5  | 14.0  | 10.6  | 12.7  | 11.1  | 13.3  | 8.7   | 10.2  | 10.9  | 12.8  | 12.8  |
|                                                              | Females | 5.5                                     | 8.0   | 6.5   | 8.3   | 7.1   | 9.6   | 9.8   | 12.9  | 9.1   | 11.7  | 8.5   | 10.9  | 9.5   | 11.9  | 11.9  |
|                                                              | Males   | 7.9                                     | 13.3  | 9.0   | 15.0  | 9.8   | 16.2  | 10.8  | 18.0  | 13.4  | 21.9  | 15.0  | 24.7  | 13.4  | 21.5  | 21.5  |

\* Basis: End 2002 Estimates of the Maltese Population

Assumptive Mortality: Death rates for each age group and sex being the average of those recorded during 2000 - 2002

Natality: Average rates specific to age by single years of females between 14 - 49 recorded during 2000 - 2002

Emigration: Nil

9. Live births: 1993 - 2002

| Year | Number          |       |         |       |         |       |         | Crude birth rate * |       |       |
|------|-----------------|-------|---------|-------|---------|-------|---------|--------------------|-------|-------|
|      | Maltese Islands |       |         | Malta |         | Gozo  |         | Maltese Islands    | Malta | Gozo  |
|      | Total           | Males | Females | Males | Females | Males | Females |                    |       |       |
| 1993 | 5,147           | 2,679 | 2,468   | 2,447 | 2,270   | 232   | 198     | 14.11              | 13.97 | 15.89 |
| 1994 | 4,826           | 2,479 | 2,347   | 2,274 | 2,165   | 205   | 182     | 13.12              | 13.04 | 14.12 |
| 1995 | 4,613           | 2,403 | 2,210   | 2,220 | 2,034   | 183   | 176     | 12.44              | 12.40 | 12.98 |
| 1996 | 4,944           | 2,555 | 2,389   | 2,340 | 2,171   | 215   | 218     | 13.25              | 13.08 | 15.36 |
| 1997 | 4,835           | 2,547 | 2,288   | 2,328 | 2,097   | 219   | 191     | 12.89              | 12.77 | 14.26 |
| 1998 | 4,488           | 2,308 | 2,180   | 2,131 | 1,994   | 177   | 186     | 11.89              | 11.84 | 12.50 |
| 1999 | 4,308           | 2,183 | 2,125   | 2,015 | 1,961   | 168   | 164     | 11.36              | 11.36 | 11.34 |
| 2000 | 4,255           | 2,126 | 2,129   | 1,967 | 1,937   | 159   | 192     | 11.16              | 11.10 | 11.89 |
| 2001 | 3,859           | 1,992 | 1,867   | 1,838 | 1,730   | 154   | 137     | 10.05              | 10.08 | 9.75  |
| 2002 | 3,805           | 1,997 | 1,808   | 1,840 | 1,677   | 157   | 131     | 9.86               | 9.88  | 9.55  |

\* Number of live births per 1000 persons in mid-year population

10. Number and rate of live births, by residence of parents: 2002 ...

| Number       |              |              | Region, district and locality    | Crude birth rate * |
|--------------|--------------|--------------|----------------------------------|--------------------|
| Males        | Females      | Total        |                                  |                    |
| <b>1,997</b> | <b>1,808</b> | <b>3,805</b> | <b>Maltese Islands</b>           | <b>9.86</b>        |
| <b>1,840</b> | <b>1,677</b> | <b>3,517</b> | <b>Malta</b>                     | <b>9.88</b>        |
| <b>157</b>   | <b>131</b>   | <b>288</b>   | <b>Gozo &amp; Comino</b>         | <b>9.55</b>        |
| <b>384</b>   | <b>340</b>   | <b>724</b>   | <b>Southern Harbour District</b> | <b>8.67</b>        |
| 34           | 19           | 53           | Valletta                         | 7.55               |
| 10           | 9            | 19           | Birgu                            | 6.29               |
| 17           | 9            | 26           | Isla                             | 7.38               |
| 31           | 24           | 55           | Bormla                           | 9.03               |
| 74           | 78           | 152          | Żabbar                           | 10.35              |
| 50           | 57           | 107          | Fgura                            | 9.25               |
| 5            | 10           | 15           | Floriana                         | 5.83               |
| 16           | 11           | 27           | Kalkara                          | 9.20               |
| 23           | 19           | 42           | Luqa                             | 7.75               |
| 25           | 26           | 51           | Marsa                            | 9.77               |
| 37           | 23           | 60           | Paola                            | 6.44               |
| 9            | 7            | 16           | Santa Luċija                     | 4.31               |
| 44           | 38           | 82           | Tarxien                          | 10.70              |
| 9            | 10           | 19           | Xghajra                          | 23.97              |
| <b>515</b>   | <b>479</b>   | <b>994</b>   | <b>Northern Harbour District</b> | <b>8.36</b>        |
| 83           | 75           | 158          | Qormi                            | 8.73               |
| 104          | 120          | 224          | Birkirkara                       | 10.31              |
| 23           | 22           | 45           | Gżira                            | 5.78               |
| 37           | 35           | 72           | Ħamrun                           | 6.56               |
| 37           | 35           | 72           | Msida                            | 10.32              |
| 17           | 13           | 30           | Pembroke                         | 11.62              |
| 16           | 14           | 30           | Pieta                            | 7.07               |
| 31           | 31           | 62           | San Ġiljan                       | 8.52               |
| 55           | 36           | 91           | San Ġwann                        | 7.35               |
| 39           | 24           | 63           | Santa Venera                     | 9.97               |
| 36           | 35           | 71           | Sliema                           | 5.82               |
| 35           | 36           | 71           | Swieqi                           | 10.80              |
| 2            | 3            | 5            | Ta' Xbiex                        | 2.91               |
| <b>328</b>   | <b>308</b>   | <b>636</b>   | <b>South Eastern District</b>    | <b>11.97</b>       |
| 51           | 34           | 85           | Żejtun                           | 7.38               |
| 56           | 47           | 103          | Birżebbuġia                      | 13.40              |
| 10           | 10           | 20           | Gudja                            | 6.74               |
| 21           | 30           | 51           | Għaxaq                           | 11.81              |
| 7            | 15           | 22           | Kirkop                           | 10.56              |
| 80           | 63           | 143          | Marsascala                       | 25.94              |
| 14           | 18           | 32           | Marsaxlokk                       | 10.75              |

... 10. Number and rate of live births, by residence of parents: 2002

| Number     |            |            | Region, district and locality | Crude birth rate * |
|------------|------------|------------|-------------------------------|--------------------|
| Males      | Females    | Total      |                               |                    |
| 18         | 22         | 40         | Mqabba                        | 14.33              |
| 12         | 11         | 23         | Qrendi                        | 9.47               |
| 10         | 8          | 18         | Safi                          | 9.88               |
| 49         | 50         | 99         | Żurrieq                       | 10.96              |
| <b>293</b> | <b>238</b> | <b>531</b> | <b>Western District</b>       | <b>9.95</b>        |
| 2          |            | 2          | Mdina                         | 5.36               |
| 60         | 54         | 114        | Żebbuġ (Malta)                | 10.51              |
| 37         | 37         | 74         | Sigġiewi                      | 9.93               |
| 49         | 37         | 86         | Attard                        | 9.05               |
| 17         | 8          | 25         | Balzan                        | 7.16               |
| 18         | 14         | 32         | Dingli                        | 11.03              |
| 12         | 17         | 29         | Iklin                         | 8.87               |
| 13         | 11         | 24         | Lija                          | 9.56               |
| 58         | 38         | 96         | Rabat (Malta)                 | 8.36               |
| 27         | 22         | 49         | Mtarfa                        | 31.58              |
| <b>320</b> | <b>312</b> | <b>632</b> | <b>Northern District</b>      | <b>13.47</b>       |
| 18         | 16         | 34         | Għarghur                      | 16.29              |
| 35         | 43         | 78         | Mellieħa                      | 12.32              |
| 22         | 19         | 41         | Mġarr                         | 14.56              |
| 100        | 83         | 183        | Mosta                         | 10.48              |
| 58         | 67         | 125        | Naxxar                        | 12.09              |
| 87         | 84         | 171        | San Pawl il-Baħar             | 21.67              |
| <b>157</b> | <b>131</b> | <b>288</b> | <b>Gozo and Comino</b>        | <b>9.55</b>        |
| 22         | 18         | 40         | Rabat (Gozo)                  | 6.03               |
| 5          | 6          | 11         | Fontana                       | 13.25              |
| 11         | 12         | 23         | Għajnsielem and Comino        | 9.60               |
| 3          | 5          | 8          | Għarb                         | 7.72               |
| 4          | 3          | 7          | Għasri                        | 18.87              |
| 11         | 6          | 17         | Kerċem                        | 10.57              |
| 4          | 3          | 7          | Munxar                        | 8.47               |
| 24         | 16         | 40         | Nadur                         | 9.80               |
| 10         | 7          | 17         | Qala                          | 10.89              |
| 1          | 3          | 4          | San Lawrenz                   | 7.32               |
| 13         | 7          | 20         | Sannat                        | 11.81              |
| 21         | 11         | 32         | Xagħra                        | 8.51               |
| 13         | 20         | 33         | Xewkija                       | 10.14              |
| 15         | 14         | 29         | Żebbuġ (Gozo)                 | 18.55              |

\* Number of live Births per 1,000 persons in mid-year population.

11. Live births by age of mother / father, nationality and births outside marriage: 2002

| Age group | By age of mother |       | By age of father |       | Of which births outside marriage |                  |
|-----------|------------------|-------|------------------|-------|----------------------------------|------------------|
|           | Maltese          | Other | Maltese          | Other | By age of mother                 | By age of father |
| All ages  | 3,805            | 101   | 3,805            | 101   | 569                              | 569              |
| Under 20  | 232              | 4     | 33               | -     | 165                              | 17               |
| 20 - 24   | 718              | 20    | 311              | 5     | 209                              | 97               |
| 25 - 29   | 1,528            | 29    | 1,119            | 12    | 102                              | 60               |
| 30 - 34   | 880              | 28    | 1,175            | 33    | 52                               | 43               |
| 35 - 39   | 366              | 15    | 581              | 23    | 29                               | 28               |
| 40 - 44   | 80               | 5     | 232              | 12    | 11                               | 21               |
| 45 - 49   | 1                | -     | 53               | 4     | 1                                | 16               |
| 50 - 54   | -                | -     | 7                | 3     | -                                | 2                |
| 55 - 59   | -                | -     | 7                | 1     | -                                | 3                |
| 60 - 64   | -                | -     | 1                | 2     | -                                | -                |
| 65 +      | -                | -     | -                | -     | -                                | -                |
| Unkown    | -                | -     | 286              | 6     |                                  | 282              |

12. All maternities by age of mother: 2002

| Age of mother | All maternities | All births |       |         | Single Maternities |       | Multiple Maternities |           |           |            |                    |
|---------------|-----------------|------------|-------|---------|--------------------|-------|----------------------|-----------|-----------|------------|--------------------|
|               |                 | Total      | Live  | Still * | Live               | Still | Twins                |           |           |            | Triplets born live |
|               |                 |            |       |         |                    |       | Total                | Both live | One still | Both still |                    |
| Total         | 3,875           | 3,927      | 3,906 | 21      | 3,811              | 14    | 48                   | 44        | 1         | 3          | 2                  |
| Under 20      | 239             | 240        | 236   | 4       | 234                | 4     | 1                    | 1         | -         | -          | -                  |
| 20 - 24       | 740             | 745        | 738   | 7       | 733                | 2     | 5                    | 2         | 1         | 2          | -                  |
| 25 - 29       | 1,539           | 1,563      | 1,557 | 6       | 1,511              | 4     | 24                   | 23        | -         | 1          | -                  |
| 30 - 34       | 895             | 910        | 908   | 2       | 880                | 2     | 11                   | 11        | -         | -          | 2                  |
| 35 - 39       | 376             | 383        | 381   | 2       | 367                | 2     | 7                    | 7         | -         | -          | -                  |
| 40 - 44       | 85              | 85         | 85    | -       | 85                 | -     | -                    | -         | -         | -          | -                  |
| 45 +          | 1               | 1          | 1     | -       | 1                  | -     | -                    | -         | -         | -          | -                  |
| Unknown       | -               | -          | -     | -       | -                  | -     | -                    | -         | -         | -          | -                  |

\* All still births i.e. over and under 1000gr.

13. Births by occupation and age group of father: 2002 ...

| Occupation of father                                            | Age group of father |           |            |            |            |           |           |           | Total births |
|-----------------------------------------------------------------|---------------------|-----------|------------|------------|------------|-----------|-----------|-----------|--------------|
|                                                                 | Under 20            | 20 - 24   | 25 - 29    | 30 - 34    | 35 - 39    | 40 - 44   | 45 - 49   | 50 & Over |              |
| <b><u>Legislators, Senior Officials and Managers</u></b>        | -                   | 9         | 67         | 110        | 72         | 23        | 7         | 5         | <b>293</b>   |
| Senior government officials                                     | -                   | 1         | 4          | 4          | 4          | 2         | -         | -         | 15           |
| Directors and chief executive                                   | -                   | 1         | 20         | 34         | 20         | 8         | 6         | 2         | 91           |
| Department managers                                             | -                   | 4         | 13         | 9          | 11         | 3         | 1         | -         | 41           |
| General managers                                                | -                   | 3         | 30         | 63         | 37         | 10        | -         | 3         | 146          |
| <b><u>Professionals</u></b>                                     | -                   | 10        | 132        | 170        | 79         | 29        | 7         | 3         | <b>430</b>   |
| Physicists, chemists and related professionals                  | -                   | -         | 1          | 1          | -          | -         | -         | -         | 2            |
| Computing professionals                                         | -                   | 1         | 12         | 10         | 2          | 1         | -         | -         | 26           |
| Architects, engineers and related professionals                 | -                   | 3         | 35         | 51         | 22         | 7         | 3         | 1         | 122          |
| Life science professionals                                      | -                   | -         | -          | -          | 1          | -         | -         | -         | 1            |
| Health professionals (except nursing)                           | -                   | 1         | 18         | 22         | 16         | 4         | -         | -         | 61           |
| Nursing & midwifery professionals                               | -                   | 1         | 8          | 6          | 9          | 3         | -         | -         | 27           |
| College, university and higher education teaching professionals | -                   | -         | 4          | 5          | 2          | 1         | -         | 1         | 13           |
| Secondary education teaching professionals                      | -                   | 1         | 12         | 10         | 7          | 2         | -         | -         | 32           |
| Primary and pre-primary education teaching professionals        | -                   | -         | 16         | 17         | 4          | 2         | 2         | 1         | 42           |
| Business professionals                                          | -                   | 3         | 17         | 32         | 11         | 5         | -         | -         | 68           |
| Legal professionals                                             | -                   | -         | 7          | 13         | 4          | 2         | 1         | -         | 27           |
| Social science and related professionals                        | -                   | -         | -          | -          | 1          | 1         | -         | -         | 2            |
| Writers and creative or performing artists                      | -                   | -         | 2          | 3          | -          | 1         | 1         | -         | 7            |
| <b><u>Technicians and Associate Professionals</u></b>           | <b>4</b>            | <b>37</b> | <b>198</b> | <b>232</b> | <b>123</b> | <b>50</b> | <b>11</b> | <b>5</b>  | <b>660</b>   |
| Physical and engineering science technicians                    | 1                   | 13        | 57         | 72         | 28         | 9         | 1         | -         | 181          |
| Optical and electronic equipment operators                      | -                   | -         | -          | 3          | -          | -         | -         | -         | 3            |
| Ship and aircraft controllers and technicians                   | -                   | -         | 6          | 7          | 4          | 2         | -         | -         | 19           |
| Safety, health and quality inspectors                           | -                   | 1         | 4          | 4          | 1          | -         | -         | 1         | 11           |
| Modern health associate professionals (except nursing)          | -                   | 1         | 2          | 2          | 1          | 1         | -         | -         | 7            |
| Pre-primary education teaching associate professionals          | -                   | -         | 1          | -          | 6          | 1         | 1         | -         | 9            |



... 13. Births by occupation and age group of father: 2002

| Occupation of father                                           | Age group of father |           |            |            |           |           |          |           | Total births |
|----------------------------------------------------------------|---------------------|-----------|------------|------------|-----------|-----------|----------|-----------|--------------|
|                                                                | Under 20            | 20 - 24   | 25 - 29    | 30 - 34    | 35 - 39   | 40 - 44   | 45 - 49  | 50 & Over |              |
| <b><u>Technicians and Associate Professionals (contd.)</u></b> |                     |           |            |            |           |           |          |           |              |
| Finance and sales associate professionals                      | -                   | 7         | 31         | 32         | 22        | 6         | 2        | -         | 100          |
| Business service agents and trade brokers                      | 2                   | 8         | 58         | 64         | 39        | 21        | 6        | 3         | 201          |
| Administrative associate professionals                         | -                   | 4         | 31         | 36         | 15        | 7         | 1        | 1         | 95           |
| Customs, tax and related government associate professionals    | -                   | 1         | 1          | 8          | 1         | -         | -        | -         | 11           |
| Artistic, entertainment and sports associate professionals     | 1                   | 2         | 7          | 4          | 6         | 3         | -        | -         | 23           |
| <b><u>Clerks</u></b>                                           | <b>1</b>            | <b>19</b> | <b>65</b>  | <b>56</b>  | <b>23</b> | <b>10</b> | <b>1</b> | <b>-</b>  | <b>175</b>   |
| Secretaries and keyboard operating clerks                      | -                   | 1         | 1          | 3          | 2         | 1         | -        | -         | 8            |
| Numerical clerks                                               | -                   | 3         | 11         | 11         | 3         | -         | -        | -         | 28           |
| Material-recording and transport clerks                        | 1                   | 8         | 12         | 10         | 7         | 2         | -        | -         | 40           |
| Library, mail and related clerks                               | -                   | 1         | 7          | 9          | 1         | 1         | -        | -         | 19           |
| Other office clerks                                            | -                   | 5         | 28         | 17         | 6         | 5         | 1        | -         | 62           |
| Cashiers, tellers and related clerks                           | -                   | -         | 5          | 4          | 2         | -         | -        | -         | 11           |
| Client information clerks                                      | -                   | 1         | 1          | 2          | 2         | 1         | -        | -         | 7            |
| <b><u>Service Workers, Shop and Market Sales workers</u></b>   | <b>3</b>            | <b>28</b> | <b>125</b> | <b>125</b> | <b>60</b> | <b>24</b> | <b>6</b> | <b>1</b>  | <b>372</b>   |
| Travel attendants and related workers                          | -                   | -         | 1          | -          | -         | 1         | -        | -         | 2            |
| Housekeeping and restaurant services workers                   | 1                   | 14        | 42         | 28         | 9         | 5         | 2        | -         | 101          |
| Personal care and related workers                              | -                   | 1         | 11         | 16         | 13        | 3         | -        | -         | 44           |
| Other personal services workers                                | -                   | -         | 3          | 8          | 3         | 1         | -        | -         | 15           |
| Protective services workers                                    | -                   | 3         | 31         | 39         | 19        | 8         | 1        | 1         | 102          |
| Shop sales persons and demonstrators                           | 2                   | 10        | 37         | 34         | 16        | 6         | 3        | -         | 108          |
| <b><u>Skilled Agricultural and Fishery workers</u></b>         | <b>-</b>            | <b>5</b>  | <b>13</b>  | <b>30</b>  | <b>15</b> | <b>4</b>  | <b>-</b> | <b>1</b>  | <b>68</b>    |
| Market gardeners and crop growers                              | -                   | 4         | 8          | 25         | 14        | 3         | -        | 1         | 55           |
| Market oriented animal producers and related workers           | -                   | -         | 2          | -          | -         | -         | -        | -         | 2            |
| Fishery workers, hunters and trappers                          | -                   | 1         | 3          | 5          | 1         | 1         | -        | -         | 11           |

... 13. Births by occupation and age group of father: 2002

| Occupation of father                                                                                | Age group of father |           |            |            |           |           |          |           | Total births |
|-----------------------------------------------------------------------------------------------------|---------------------|-----------|------------|------------|-----------|-----------|----------|-----------|--------------|
|                                                                                                     | Under 20            | 20 - 24   | 25 - 29    | 30 - 34    | 35 - 39   | 40 - 44   | 45 - 49  | 50 & Over |              |
| <b><u>Craft and related trades workers</u></b>                                                      | <b>5</b>            | <b>61</b> | <b>226</b> | <b>203</b> | <b>96</b> | <b>36</b> | <b>6</b> | <b>-</b>  | <b>633</b>   |
| Miners, shotfirers, stone cutters and carvers                                                       | -                   | -         | 5          | 6          | 2         | -         | -        | -         | 13           |
| Building frame and related trade workers                                                            | 1                   | 16        | 67         | 49         | 23        | 17        | 4        | -         | 177          |
| Building finishers and related trades workers                                                       | 3                   | 12        | 34         | 42         | 20        | 5         | 1        | -         | 117          |
| Painters, building structure cleaners and related trade workers                                     | -                   | 4         | 7          | 7          | 2         | -         | -        | -         | 20           |
| Metal moulders, welders, sheet-metal workers, structural-metal preparers and related trades workers | 1                   | 4         | 25         | 26         | 6         | 5         | -        | -         | 67           |
| Blacksmiths, tool-makers and related trades workers                                                 | -                   | 1         | 6          | 8          | 3         | 1         | -        | -         | 19           |
| Machinery mechanics and fitters                                                                     | -                   | 6         | 32         | 32         | 16        | 3         | -        | -         | 89           |
| Electrical and electronic equipment mechanics and fitters                                           | -                   | 4         | 19         | 16         | 7         | 1         | -        | -         | 47           |
| Precision workers in metal and related materials                                                    | -                   | -         | -          | 1          | 1         | -         | -        | -         | 2            |
| Potters, glass-markers and related trades workers                                                   | -                   | -         | 2          | 1          | -         | -         | -        | -         | 3            |
| Printing and related trades workers                                                                 | -                   | 2         | 7          | 4          | 5         | -         | -        | -         | 18           |
| Food processing and related trades workers                                                          | -                   | 11        | 18         | 11         | 9         | 4         | -        | -         | 53           |
| Textile, garment and related trades workers                                                         | -                   | 1         | 4          | -          | 2         | -         | 1        | -         | 8            |
| <b><u>Plant and machine operators and assemblers</u></b>                                            | <b>4</b>            | <b>47</b> | <b>117</b> | <b>92</b>  | <b>40</b> | <b>16</b> | <b>3</b> | <b>-</b>  | <b>319</b>   |
| Mining and mineral processing-plant operators                                                       | -                   | -         | -          | 1          | -         | -         | -        | -         | 1            |
| Other machine operators and assemblers                                                              | 3                   | 25        | 71         | 42         | 16        | 7         | -        | -         | 164          |
| Motor-vehicle drivers                                                                               | 1                   | 19        | 38         | 32         | 17        | 7         | 2        | -         | 116          |
| Agricultural and other mobile-plant operators                                                       | -                   | 3         | 6          | 11         | 4         | -         | -        | -         | 24           |
| Ship's deck crews and related workers                                                               | -                   | -         | 2          | 6          | 3         | 2         | 1        | -         | 14           |

... 13. Births by occupation and age group of father: 2002

| Occupation of father                                  | Age group of father |            |              |              |            |            |           |             | Total births |
|-------------------------------------------------------|---------------------|------------|--------------|--------------|------------|------------|-----------|-------------|--------------|
|                                                       | Under 20            | 20 - 24    | 25 - 29      | 30 - 34      | 35 - 39    | 40 - 44    | 45 - 49   | 50 & Over   |              |
| <b><u>Elementary occupations</u></b>                  | 7                   | 39         | 88           | 89           | 54         | 23         | 7         | -           | 307          |
| Street vendors and related workers                    | -                   | 3          | 8            | 5            | 3          | 1          | -         | -           | 20           |
| Domestic and related helpers, cleaners and launderers | -                   | 4          | 7            | 6            | 6          | 3          | 1         | -           | 27           |
| Messengers, porters, door keepers and related workers | 1                   | 16         | 24           | 24           | 17         | 7          | 2         | -           | 91           |
| Agricultural, fishery and related labourers           | -                   | -          | 1            | 1            | -          | 2          | -         | -           | 4            |
| Mining and construction labourers                     | 1                   | 1          | 5            | 8            | 4          | 1          | 1         | -           | 21           |
| Manufacturing labourers                               | 5                   | 13         | 32           | 35           | 22         | 9          | 3         | -           | 119          |
| Transport labourers and freight handlers              | -                   | 2          | 11           | 10           | 2          | -          | -         | -           | 25           |
| <b><u>Armed Forces</u></b>                            | -                   | 2          | 33           | 26           | 8          | 1          | 1         | -           | 71           |
| <b><u>Not Gainfully Occupied</u></b>                  | 9                   | 54         | 55           | 42           | 11         | 16         | 4         | 286         | 477          |
| Students                                              | 3                   | 4          | 1            | 1            | 1          | -          | -         | -           | 10           |
| Seeking Work/Unemployed                               | 6                   | 47         | 47           | 31           | 7          | 14         | 3         | 2           | 157          |
| Pensioners                                            | -                   | -          | -            | -            | -          | 2          | 1         | 4           | 7            |
| Occupation Unknown                                    | -                   | 3          | 7            | 10           | 3          | -          | -         | 280         | 303          |
| <b>Total</b>                                          | <b>33</b>           | <b>311</b> | <b>1,119</b> | <b>1,175</b> | <b>581</b> | <b>232</b> | <b>53</b> | <b>301*</b> | <b>3,805</b> |

\* Includes 286 births to fathers whose ages were unknown.

**14. Monthly incidence of live births: 1993 - 2002**

| Year | January | February | March | April | May | June | July | August | September | October | November | December | Totals |
|------|---------|----------|-------|-------|-----|------|------|--------|-----------|---------|----------|----------|--------|
| 1993 | 408     | 376      | 432   | 412   | 436 | 398  | 462  | 444    | 452       | 471     | 426      | 430      | 5147   |
| 1994 | 437     | 377      | 405   | 382   | 375 | 400  | 453  | 411    | 419       | 377     | 390      | 400      | 4826   |
| 1995 | 393     | 344      | 376   | 373   | 386 | 378  | 428  | 331    | 415       | 434     | 362      | 393      | 4613   |
| 1996 | 434     | 385      | 407   | 391   | 373 | 423  | 466  | 416    | 424       | 416     | 374      | 435      | 4944   |
| 1997 | 394     | 368      | 396   | 383   | 352 | 437  | 488  | 395    | 410       | 400     | 396      | 416      | 4835   |
| 1998 | 393     | 358      | 344   | 332   | 357 | 362  | 391  | 380    | 419       | 415     | 360      | 377      | 4488   |
| 1999 | 404     | 302      | 345   | 311   | 347 | 305  | 381  | 364    | 418       | 391     | 353      | 387      | 4308   |
| 2000 | 381     | 338      | 350   | 327   | 320 | 312  | 374  | 385    | 350       | 356     | 369      | 393      | 4255   |
| 2001 | 310     | 303      | 336   | 304   | 308 | 336  | 347  | 308    | 328       | 349     | 310      | 320      | 3859   |
| 2002 | 317     | 298      | 287   | 318   | 294 | 304  | 310  | 321    | 349       | 345     | 343      | 319      | 3805   |

**15. Number and rate of deaths: 1993 - 2002**

| Year | Number  |       |         | Crude Death Rate | Deaths in Hospitals* |
|------|---------|-------|---------|------------------|----------------------|
|      | Persons | Males | Females |                  |                      |
| 1993 | 2,692   | 1,414 | 1,278   | 7.38             | 1,757                |
| 1994 | 2,698   | 1,375 | 1,323   | 7.33             | 1,660                |
| 1995 | 2,708   | 1,367 | 1,341   | 7.30             | 1,308                |
| 1996 | 2,765   | 1,450 | 1,315   | 7.41             | 1,780                |
| 1997 | 2,888   | 1,532 | 1,356   | 7.70             | 1,844                |
| 1998 | 3,044   | 1,581 | 1,463   | 8.06             | 1,937                |
| 1999 | 3,097   | 1,540 | 1,557   | 8.16             | 2,009                |
| 2000 | 2,957   | 1,507 | 1,450   | 7.75             | 1,880                |
| 2001 | 2,935   | 1,496 | 1,439   | 7.65             | 1,913                |
| 2002 | 3,031   | 1,604 | 1,427   | 7.85             | 2,002                |

\* Including persons who died in Hospital within 24 hours.

16. Number and rate deaths by locality: 2002 ...

| Number       |              |              | Region, district and locality    | Crude death rate * |
|--------------|--------------|--------------|----------------------------------|--------------------|
| Males        | Females      | Total        |                                  |                    |
| <b>1,604</b> | <b>1,427</b> | <b>3,031</b> | <b>Maltese Islands</b>           | <b>7.85</b>        |
| <b>1,487</b> | <b>1,309</b> | <b>2,796</b> | <b>Malta</b>                     | <b>7.86</b>        |
| <b>117</b>   | <b>118</b>   | <b>235</b>   | <b>Gozo &amp; Comino</b>         | <b>7.79</b>        |
| <b>423</b>   | <b>371</b>   | <b>794</b>   | <b>Southern Harbour District</b> | <b>9.51</b>        |
| 48           | 40           | 88           | Valletta                         | 12.54              |
| 13           | 7            | 20           | Birgu                            | 6.62               |
| 24           | 18           | 42           | Isla                             | 11.92              |
| 26           | 29           | 55           | Bormla                           | 9.03               |
| 60           | 53           | 113          | Żabbar                           | 7.70               |
| 24           | 23           | 47           | Fgura                            | 4.06               |
| 27           | 14           | 41           | Floriana                         | 15.94              |
| 5            | 7            | 12           | Kalkara                          | 4.09               |
| 54           | 75           | 129          | Luqa                             | 23.81              |
| 34           | 26           | 60           | Marsa                            | 11.50              |
| 61           | 51           | 112          | Paola                            | 12.02              |
| 17           | 4            | 21           | Santa Luċija                     | 5.66               |
| 28           | 22           | 50           | Tarxien                          | 6.52               |
| 2            | 2            | 4            | Xgħajra                          | 5.05               |
| <b>513</b>   | <b>441</b>   | <b>954</b>   | <b>Northern Harbour District</b> | <b>8.03</b>        |
| 62           | 55           | 117          | Qormi                            | 6.46               |
| 92           | 64           | 156          | Birkirkara                       | 7.18               |
| 44           | 25           | 69           | Gżira                            | 8.86               |
| 60           | 64           | 124          | Ħamrun                           | 11.29              |
| 34           | 39           | 73           | Msida                            | 10.46              |
| 1            | 2            | 3            | Pembroke                         | 1.16               |
| 17           | 16           | 33           | Pieta                            | 7.78               |
| 42           | 36           | 78           | San Ġiljan                       | 10.71              |
| 36           | 19           | 55           | San Ġwann                        | 4.44               |
| 24           | 31           | 55           | Santa Venera                     | 8.70               |
| 84           | 78           | 162          | Sliema                           | 13.29              |
| 9            | 5            | 14           | Swieqi                           | 2.13               |
| 8            | 7            | 15           | Ta' Xbiex                        | 8.74               |
| <b>160</b>   | <b>143</b>   | <b>303</b>   | <b>South Eastern District</b>    | <b>5.70</b>        |
| 51           | 38           | 89           | Żejtun                           | 7.73               |
| 19           | 24           | 43           | Birżebbuġia                      | 5.59               |
| 5            | 6            | 11           | Gudja                            | 3.71               |
| 10           | 9            | 19           | Għaxaq                           | 4.40               |
| 4            | 2            | 6            | Kirkop                           | 2.88               |
| 20           | 9            | 29           | Marsascula                       | 5.26               |
| 8            | 11           | 19           | Marsaxlokk                       | 6.38               |

... 16. Number and rate deaths by locality: 2002

| Number     |            |            | Region, district and locality | Crude death rate * |
|------------|------------|------------|-------------------------------|--------------------|
| Males      | Females    | Total      |                               |                    |
| 10         | 4          | 14         | Mqabba                        | 5.02               |
| 6          | 7          | 13         | Qrendi                        | 5.35               |
| 4          | 7          | 11         | Safi                          | 6.04               |
| 23         | 26         | 49         | Żurrieq                       | 5.43               |
| <b>214</b> | <b>203</b> | <b>417</b> | <b>Western District</b>       | <b>7.81</b>        |
| 1          | 0          | 1          | Mdina                         | 2.68               |
| 44         | 28         | 72         | Żebbuġ (Malta)                | 6.64               |
| 22         | 21         | 43         | Siġġiewi                      | 5.77               |
| 21         | 38         | 59         | Attard                        | 6.21               |
| 18         | 22         | 40         | Balzan                        | 11.46              |
| 8          | 6          | 14         | Dingli                        | 4.82               |
| 4          | 2          | 6          | Iklin                         | 1.84               |
| 12         | 19         | 31         | Lija                          | 12.35              |
| 72         | 52         | 124        | Rabat (Malta)                 | 10.80              |
| 12         | 15         | 27         | Mtarfa                        | 17.40              |
| <b>177</b> | <b>151</b> | <b>328</b> | <b>Northern District</b>      | <b>6.99</b>        |
| 3          | 4          | 7          | Gharghur                      | 3.35               |
| 30         | 10         | 40         | Mellieħa                      | 6.32               |
| 9          | 7          | 16         | Mġarr                         | 5.68               |
| 67         | 73         | 140        | Mosta                         | 8.02               |
| 31         | 28         | 59         | Naxxar                        | 5.71               |
| 37         | 29         | 66         | San Pawl il-Baħar             | 8.36               |
| <b>117</b> | <b>118</b> | <b>235</b> | <b>Gozo and Comino</b>        | <b>7.79</b>        |
| 20         | 27         | 47         | Rabat (Gozo)                  | 7.08               |
| 4          | 4          | 8          | Fontana                       | 9.63               |
| 7          | 6          | 13         | Għajnsielem and Comino        | 5.43               |
| 6          | 9          | 15         | Għarb                         | 14.48              |
| 5          | 2          | 7          | Għasri                        | 18.87              |
| 7          | 7          | 14         | Kerċem                        | 8.70               |
| 3          | 2          | 5          | Munxar                        | 6.05               |
| 22         | 15         | 37         | Nadur                         | 9.07               |
| 7          | 8          | 15         | Qala                          | 9.61               |
| 2          | 1          | 3          | San Lawrenz                   | 5.49               |
| 7          | 4          | 11         | Sannat                        | 6.50               |
| 13         | 16         | 29         | Xagħra                        | 7.71               |
| 10         | 14         | 24         | Xewkija                       | 7.37               |
| 4          | 3          | 7          | Żebbuġ (Gozo)                 | 4.48               |

\* Number of Deaths per 1,000 persons in mid-year population.

**17. Still births, neonatal deaths and infant mortality: 1993 - 2002**

| Still Births |          | Neonatal Deaths      |          | Year | Infant Mortality |         |        |          |
|--------------|----------|----------------------|----------|------|------------------|---------|--------|----------|
| Number       | Rate (a) | Deaths under 4 weeks | Rate (b) |      | Males            | Females | Total  |          |
|              |          |                      |          |      |                  |         | Number | Rate (c) |
| 25           | 4.8      | 33                   | 6.4      | 1993 | 28               | 14      | 42     | 8.2      |
| 37           | 7.6      | 38                   | 7.8      | 1994 | 24               | 20      | 44     | 9.1      |
| 20           | 4.3      | 34                   | 7.4      | 1995 | 26               | 15      | 41     | 8.9      |
| 34           | 6.9      | 44                   | 8.9      | 1996 | 23               | 30      | 53     | 10.7     |
| 29           | 6.0      | 24                   | 5.0      | 1997 | 17               | 14      | 31     | 6.4      |
| 23           | 5.1      | 17                   | 3.8      | 1998 | 17               | 7       | 24     | 5.3      |
| 31           | 7.1      | 21                   | 4.9      | 1999 | 18               | 13      | 31     | 7.2      |
| 17           | 4.0      | 23                   | 5.4      | 2000 | 13               | 13      | 26     | 6.1      |
| 24           | 6.2      | 12                   | 3.1      | 2001 | 12               | 5       | 17     | 4.4      |
| 21           | 5.5      | 21                   | 5.5      | 2002 | 9                | 14      | 23     | 6.0      |

(a) All Still births per 1000 total births

(b) Deaths of children aged under 4 weeks per 1000 live births

(c) Total (both sexes) deaths of children aged under 1 year per 1000 live births.

**17A. Birth-weight of still births and neonatal deaths: 1995 - 2002**

| Year | Still Births |         | Neonatal Deaths |         |
|------|--------------|---------|-----------------|---------|
|      | < 1000g      | > 1000g | < 1000g         | > 1000g |
| 1995 | 5            | 15      | 16              | 18      |
| 1996 | 13           | 21      | 22              | 22      |
| 1997 | 15           | 14      | 11              | 13      |
| 1998 | 5            | 18      | 4               | 13      |
| 1999 | 13           | 18      | 9               | 12      |
| 2000 | 5            | 12      | 11              | 12      |
| 2001 | 7            | 17      | 7               | 5       |
| 2002 | 8            | 13      | 5               | 16      |

Source: H.I.S.U.

**18. Deaths: 1993 - 2002**  
Analysis by gender and age group

| Year               | Age in completed years at time of death |         |     |     |      |      |      |      |      |      |      |      |       |
|--------------------|-----------------------------------------|---------|-----|-----|------|------|------|------|------|------|------|------|-------|
|                    | All ages                                | Under 1 | 1 - | 5 - | 10 - | 15 - | 20 - | 25 - | 35 - | 45 - | 55 - | 65 - | 75 +  |
| <b>All persons</b> |                                         |         |     |     |      |      |      |      |      |      |      |      |       |
| 1993               | 2,692                                   | 42      | 8   | 5   | 1    | 6    | 10   | 33   | 57   | 108  | 315  | 659  | 1,448 |
| 1994               | 2,698                                   | 44      | 8   | 2   | 2    | 7    | 15   | 25   | 70   | 110  | 309  | 694  | 1,412 |
| 1995               | 2,708                                   | 41      | 7   | 2   | 5    | 17   | 11   | 35   | 52   | 137  | 277  | 647  | 1,477 |
| 1996               | 2,765                                   | 53      | 6   | 2   | 2    | 11   | 11   | 35   | 63   | 111  | 277  | 719  | 1,475 |
| 1997               | 2,888                                   | 31      | 9   | 2   | 5    | 11   | 16   | 34   | 60   | 154  | 250  | 695  | 1,621 |
| 1998               | 3,044                                   | 24      | 6   | 3   | 4    | 19   | 14   | 20   | 62   | 147  | 286  | 705  | 1,754 |
| 1999               | 3,097                                   | 31      | 4   | 2   | 8    | 7    | 12   | 30   | 64   | 166  | 308  | 680  | 1,785 |
| 2000               | 2,957                                   | 26      | 4   | 4   | 3    | 9    | 11   | 23   | 45   | 167  | 284  | 715  | 1,666 |
| 2001               | 2,935                                   | 17      | 9   | 3   | 1    | 12   | 15   | 28   | 41   | 161  | 268  | 657  | 1,723 |
| 2002               | 3,031                                   | 23      | 5   | 2   | 4    | 9    | 13   | 34   | 43   | 155  | 286  | 685  | 1,772 |
| <b>Males</b>       |                                         |         |     |     |      |      |      |      |      |      |      |      |       |
| 1993               | 1,414                                   | 28      | 7   | 2   | -    | 5    | 6    | 24   | 30   | 69   | 180  | 392  | 671   |
| 1994               | 1,375                                   | 24      | 5   | 1   | 1    | 6    | 14   | 23   | 39   | 70   | 185  | 377  | 630   |
| 1995               | 1,367                                   | 26      | 6   | 1   | 4    | 13   | 9    | 27   | 37   | 84   | 168  | 359  | 633   |
| 1996               | 1,450                                   | 23      | 4   | 1   | 2    | 8    | 9    | 26   | 40   | 63   | 167  | 431  | 676   |
| 1997               | 1,532                                   | 17      | 4   | -   | 4    | 7    | 14   | 25   | 40   | 91   | 149  | 401  | 780   |
| 1998               | 1,581                                   | 17      | 5   | 3   | -    | 13   | 10   | 15   | 43   | 102  | 168  | 424  | 781   |
| 1999               | 1,540                                   | 18      | 2   | -   | 4    | 2    | 7    | 24   | 42   | 101  | 196  | 385  | 759   |
| 2000               | 1,507                                   | 13      | 3   | 2   | 2    | 5    | 10   | 13   | 27   | 94   | 172  | 429  | 737   |
| 2001               | 1,496                                   | 12      | 5   | 2   | 1    | 10   | 11   | 25   | 28   | 100  | 157  | 392  | 753   |
| 2002               | 1,604                                   | 9       | 5   | 2   | 2    | 8    | 10   | 23   | 26   | 98   | 167  | 405  | 849   |
| <b>Females</b>     |                                         |         |     |     |      |      |      |      |      |      |      |      |       |
| 1993               | 1,278                                   | 14      | 1   | 3   | 1    | 1    | 4    | 9    | 27   | 39   | 135  | 267  | 777   |
| 1994               | 1,323                                   | 20      | 3   | 1   | 1    | 1    | 1    | 2    | 31   | 40   | 124  | 317  | 782   |
| 1995               | 1,341                                   | 15      | 1   | 1   | 1    | 4    | 2    | 8    | 15   | 53   | 109  | 288  | 844   |
| 1996               | 1,315                                   | 30      | 2   | 1   | -    | 3    | 2    | 9    | 23   | 48   | 110  | 288  | 799   |
| 1997               | 1,356                                   | 14      | 5   | 2   | 1    | 4    | 2    | 9    | 20   | 63   | 101  | 294  | 841   |
| 1998               | 1,463                                   | 7       | 1   | -   | 4    | 6    | 4    | 5    | 19   | 45   | 118  | 281  | 973   |
| 1999               | 1,557                                   | 13      | 2   | 2   | 4    | 5    | 5    | 6    | 22   | 65   | 112  | 295  | 1,027 |
| 2000               | 1,450                                   | 13      | 1   | 2   | 1    | 4    | 1    | 10   | 18   | 73   | 112  | 286  | 929   |
| 2001               | 1,439                                   | 5       | 4   | 1   | -    | 2    | 4    | 3    | 13   | 61   | 111  | 265  | 970   |
| 2002               | 1,427                                   | 14      | -   | -   | 2    | 1    | 3    | 11   | 17   | 57   | 119  | 280  | 923   |



**19. Deaths in 2002**  
*Analysis by gender and single years of age*

| Ages            | Males        | Females      | Total        | Ages           | Males      | Females   | Total      | Ages           | Males      | Females    | Total      |
|-----------------|--------------|--------------|--------------|----------------|------------|-----------|------------|----------------|------------|------------|------------|
| <b>All Ages</b> | <b>1,604</b> | <b>1,427</b> | <b>3,031</b> |                |            |           |            |                |            |            |            |
| <b>0 - 4</b>    | <b>14</b>    | <b>14</b>    | <b>28</b>    | <b>35 - 39</b> | <b>9</b>   | <b>8</b>  | <b>17</b>  | <b>70 - 74</b> | <b>223</b> | <b>181</b> | <b>404</b> |
| 0               | 9            | 14           | 23           | 35             | -          | -         | -          | 70             | 40         | 34         | 74         |
| 1               | 1            | -            | 1            | 36             | 4          | 2         | 6          | 71             | 49         | 35         | 84         |
| 2               | 2            | -            | 2            | 37             | 2          | 1         | 3          | 72             | 41         | 36         | 77         |
| 3               | 1            | -            | 1            | 38             | 1          | 2         | 3          | 73             | 36         | 36         | 72         |
| 4               | 1            | -            | 1            | 39             | 2          | 3         | 5          | 74             | 57         | 40         | 97         |
| <b>5 - 9</b>    | <b>2</b>     | <b>-</b>     | <b>2</b>     | <b>40 - 44</b> | <b>17</b>  | <b>9</b>  | <b>26</b>  | <b>75 - 79</b> | <b>265</b> | <b>243</b> | <b>508</b> |
| 5               | -            | -            | -            | 40             | 2          | -         | 2          | 75             | 49         | 38         | 87         |
| 6               | -            | -            | -            | 41             | 4          | 2         | 6          | 76             | 50         | 49         | 99         |
| 7               | -            | -            | -            | 42             | 4          | 4         | 8          | 77             | 52         | 51         | 103        |
| 8               | 1            | -            | 1            | 43             | 5          | 1         | 6          | 78             | 50         | 50         | 100        |
| 9               | 1            | -            | 1            | 44             | 2          | 2         | 4          | 79             | 64         | 55         | 119        |
| <b>10 - 14</b>  | <b>2</b>     | <b>2</b>     | <b>4</b>     | <b>45 - 49</b> | <b>34</b>  | <b>25</b> | <b>59</b>  | <b>80 - 84</b> | <b>301</b> | <b>260</b> | <b>561</b> |
| 10              | -            | 1            | 1            | 45             | 4          | 4         | 8          | 80             | 71         | 55         | 126        |
| 11              | 1            | -            | 1            | 46             | 10         | 4         | 14         | 81             | 71         | 52         | 123        |
| 12              | -            | -            | -            | 47             | 6          | 4         | 10         | 82             | 65         | 68         | 133        |
| 13              | 1            | -            | 1            | 48             | 9          | 5         | 14         | 83             | 53         | 43         | 96         |
| 14              | -            | 1            | 1            | 49             | 5          | 8         | 13         | 84             | 41         | 42         | 83         |
| <b>15 - 19</b>  | <b>8</b>     | <b>1</b>     | <b>9</b>     | <b>50 - 54</b> | <b>64</b>  | <b>32</b> | <b>96</b>  | <b>85 - 89</b> | <b>182</b> | <b>225</b> | <b>407</b> |
| 15              | -            | -            | -            | 50             | 11         | 5         | 16         | 85             | 37         | 57         | 94         |
| 16              | -            | -            | -            | 51             | 10         | 5         | 15         | 86             | 44         | 30         | 74         |
| 17              | -            | -            | -            | 52             | 13         | 9         | 22         | 87             | 42         | 41         | 83         |
| 18              | 4            | -            | 4            | 53             | 16         | 7         | 23         | 88             | 35         | 57         | 92         |
| 19              | 4            | 1            | 5            | 54             | 14         | 6         | 20         | 89             | 24         | 40         | 64         |
| <b>20 - 24</b>  | <b>10</b>    | <b>3</b>     | <b>13</b>    | <b>55 - 59</b> | <b>83</b>  | <b>53</b> | <b>136</b> | <b>90 +</b>    | <b>101</b> | <b>195</b> | <b>296</b> |
| 20              | 2            | 1            | 3            | 55             | 9          | 7         | 16         |                |            |            |            |
| 21              | 2            | 1            | 3            | 56             | 21         | 10        | 31         |                |            |            |            |
| 22              | 1            | -            | 1            | 57             | 22         | 19        | 41         |                |            |            |            |
| 23              | 4            | -            | 4            | 58             | 18         | 7         | 25         |                |            |            |            |
| 24              | 1            | 1            | 2            | 59             | 13         | 10        | 23         |                |            |            |            |
| <b>25 - 29</b>  | <b>16</b>    | <b>5</b>     | <b>21</b>    | <b>60 - 64</b> | <b>84</b>  | <b>66</b> | <b>150</b> |                |            |            |            |
| 25              | 3            | 2            | 5            | 60             | 12         | 7         | 19         |                |            |            |            |
| 26              | 1            | 2            | 3            | 61             | 13         | 12        | 25         |                |            |            |            |
| 27              | 7            | 1            | 8            | 62             | 15         | 11        | 26         |                |            |            |            |
| 28              | 3            | -            | 3            | 63             | 19         | 18        | 37         |                |            |            |            |
| 29              | 2            | -            | 2            | 64             | 25         | 18        | 43         |                |            |            |            |
| <b>30 - 34</b>  | <b>7</b>     | <b>6</b>     | <b>13</b>    | <b>65 - 69</b> | <b>182</b> | <b>99</b> | <b>281</b> |                |            |            |            |
| 30              |              | 2            | 2            | 65             | 31         | 14        | 45         |                |            |            |            |
| 31              | 2            | 1            | 3            | 66             | 30         | 21        | 51         |                |            |            |            |
| 32              | 1            | 3            | 4            | 67             | 43         | 19        | 62         |                |            |            |            |
| 33              | 2            | -            | 2            | 68             | 34         | 21        | 55         |                |            |            |            |
| 34              | 2            | -            | 2            | 69             | 44         | 24        | 68         |                |            |            |            |

20. Deaths by age group, sex and marital status, 2002

| Age group    | Males      |            |            |                        |                  | Females      |            |            |            |                        |                  |              |
|--------------|------------|------------|------------|------------------------|------------------|--------------|------------|------------|------------|------------------------|------------------|--------------|
|              | Single     | Married    | Widowed    | Divorced/<br>Separated | Not<br>specified | Total        | Single     | Married    | Widowed    | Divorced/<br>Separated | Not<br>specified | Total        |
| 0 - 4        | 14         | -          | -          | -                      | -                | 14           | 14         | -          | -          | -                      | -                | 14           |
| 5 - 9        | 2          | -          | -          | -                      | -                | 2            | -          | -          | -          | -                      | -                | -            |
| 10 - 14      | 2          | -          | -          | -                      | -                | 2            | 2          | -          | -          | -                      | -                | 2            |
| 15 - 19      | 7          | -          | -          | -                      | 1                | 8            | 1          | -          | -          | -                      | -                | 1            |
| 20 - 24      | 9          | -          | -          | -                      | 1                | 10           | 3          | -          | -          | -                      | -                | 3            |
| 25 - 29      | 9          | 5          | -          | -                      | 2                | 16           | 2          | 3          | -          | -                      | -                | 5            |
| 30 - 34      | 0          | 7          | -          | -                      | -                | 7            | 1          | 3          | 1          | 1                      | -                | 6            |
| 35 - 39      | 2          | 6          | -          | 1                      | -                | 9            | 1          | 5          | 2          | -                      | -                | 8            |
| 40 - 44      | 6          | 8          | -          | 1                      | 2                | 17           | 1          | 8          | -          | -                      | -                | 9            |
| 45 - 49      | 7          | 22         | 1          | 2                      | 2                | 34           | 6          | 17         | 2          | -                      | -                | 25           |
| 50 - 54      | 14         | 44         | 1          | 2                      | 3                | 64           | 8          | 20         | 3          | -                      | 1                | 32           |
| 55 - 59      | 12         | 60         | 4          | 5                      | 2                | 83           | 14         | 32         | 4          | 1                      | 2                | 53           |
| 60 - 64      | 18         | 58         | 2          | 1                      | 5                | 84           | 12         | 40         | 8          | 1                      | 5                | 66           |
| 65 - 69      | 29         | 123        | 12         | 3                      | 15               | 182          | 26         | 50         | 20         | 2                      | 1                | 99           |
| 70 - 74      | 37         | 145        | 32         | 2                      | 7                | 223          | 44         | 62         | 65         | -                      | 10               | 181          |
| 75 - 79      | 43         | 143        | 55         | 3                      | 21               | 265          | 52         | 79         | 103        | 1                      | 8                | 243          |
| 80 - 84      | 38         | 159        | 89         | 3                      | 12               | 301          | 39         | 44         | 162        | -                      | 15               | 260          |
| 85 - 89      | 18         | 78         | 74         | 1                      | 11               | 182          | 48         | 23         | 143        | -                      | 11               | 225          |
| 90+          | 15         | 26         | 54         | -                      | 6                | 101          | 56         | 18         | 115        | -                      | 6                | 195          |
| <b>Total</b> | <b>282</b> | <b>884</b> | <b>324</b> | <b>24</b>              | <b>90</b>        | <b>1,604</b> | <b>330</b> | <b>404</b> | <b>628</b> | <b>6</b>               | <b>59</b>        | <b>1,427</b> |

21. Monthly incidents of deaths: 1993 - 2002

| Year               | Month |     |     |     |     |     |     |     |     |     |     |     | Total |
|--------------------|-------|-----|-----|-----|-----|-----|-----|-----|-----|-----|-----|-----|-------|
|                    | Jan   | Feb | Mar | Apr | May | Jun | Jul | Aug | Sep | Oct | Nov | Dec |       |
| <b>All Persons</b> |       |     |     |     |     |     |     |     |     |     |     |     |       |
| 1993               | 278   | 252 | 287 | 221 | 223 | 218 | 176 | 219 | 211 | 163 | 193 | 251 | 2,692 |
| 1994               | 263   | 241 | 239 | 224 | 188 | 183 | 211 | 290 | 195 | 196 | 199 | 269 | 2,698 |
| 1995               | 302   | 258 | 233 | 232 | 232 | 192 | 240 | 184 | 166 | 192 | 224 | 253 | 2,708 |
| 1996               | 271   | 232 | 306 | 243 | 226 | 196 | 220 | 203 | 206 | 221 | 220 | 221 | 2,765 |
| 1997               | 314   | 280 | 303 | 261 | 240 | 195 | 197 | 214 | 202 | 208 | 212 | 262 | 2,888 |
| 1998               | 282   | 290 | 292 | 282 | 244 | 205 | 247 | 227 | 222 | 217 | 248 | 288 | 3,044 |
| 1999               | 407   | 326 | 281 | 250 | 224 | 212 | 211 | 259 | 205 | 203 | 230 | 289 | 3,097 |
| 2000               | 369   | 301 | 248 | 244 | 233 | 207 | 232 | 238 | 208 | 208 | 200 | 269 | 2,957 |
| 2001               | 282   | 293 | 260 | 263 | 230 | 203 | 237 | 237 | 190 | 226 | 232 | 282 | 2,935 |
| 2002               | 359   | 268 | 293 | 270 | 241 | 263 | 231 | 217 | 191 | 217 | 203 | 278 | 3,031 |
| <b>Males</b>       |       |     |     |     |     |     |     |     |     |     |     |     |       |
| 1993               | 140   | 133 | 156 | 117 | 112 | 112 | 94  | 115 | 109 | 92  | 101 | 133 | 1,414 |
| 1994               | 140   | 129 | 119 | 116 | 87  | 105 | 98  | 124 | 102 | 110 | 106 | 139 | 1,375 |
| 1995               | 158   | 130 | 113 | 119 | 114 | 104 | 112 | 94  | 83  | 92  | 110 | 138 | 1,367 |
| 1996               | 125   | 116 | 177 | 135 | 119 | 99  | 108 | 104 | 115 | 113 | 121 | 118 | 1,450 |
| 1997               | 156   | 148 | 169 | 123 | 134 | 89  | 107 | 115 | 109 | 123 | 119 | 140 | 1,532 |
| 1998               | 151   | 151 | 149 | 144 | 134 | 98  | 132 | 124 | 116 | 112 | 130 | 140 | 1,581 |
| 1999               | 201   | 162 | 130 | 117 | 114 | 118 | 99  | 130 | 109 | 92  | 116 | 152 | 1,540 |
| 2000               | 186   | 161 | 125 | 118 | 112 | 115 | 113 | 118 | 112 | 106 | 99  | 142 | 1,507 |
| 2001               | 150   | 158 | 126 | 123 | 117 | 117 | 129 | 114 | 98  | 121 | 109 | 134 | 1,496 |
| 2002               | 197   | 138 | 145 | 145 | 136 | 133 | 120 | 113 | 101 | 119 | 97  | 160 | 1,604 |
| <b>Females</b>     |       |     |     |     |     |     |     |     |     |     |     |     |       |
| 1993               | 138   | 119 | 131 | 104 | 111 | 106 | 82  | 104 | 102 | 71  | 92  | 118 | 1,278 |
| 1994               | 123   | 112 | 120 | 108 | 101 | 78  | 113 | 166 | 93  | 86  | 93  | 130 | 1,323 |
| 1995               | 144   | 128 | 120 | 113 | 118 | 88  | 128 | 90  | 83  | 100 | 114 | 115 | 1,341 |
| 1996               | 146   | 116 | 129 | 108 | 107 | 97  | 112 | 99  | 91  | 108 | 99  | 103 | 1,315 |
| 1997               | 158   | 132 | 134 | 138 | 106 | 106 | 90  | 99  | 93  | 85  | 93  | 122 | 1,356 |
| 1998               | 131   | 139 | 143 | 138 | 110 | 107 | 115 | 103 | 106 | 105 | 118 | 148 | 1,463 |
| 1999               | 206   | 164 | 151 | 133 | 110 | 94  | 112 | 129 | 96  | 111 | 114 | 137 | 1,557 |
| 2000               | 183   | 140 | 123 | 126 | 121 | 92  | 119 | 120 | 96  | 102 | 101 | 127 | 1,450 |
| 2001               | 132   | 135 | 134 | 140 | 113 | 86  | 108 | 123 | 92  | 105 | 123 | 148 | 1,439 |
| 2002               | 162   | 130 | 148 | 125 | 105 | 130 | 111 | 104 | 90  | 98  | 106 | 118 | 1,427 |

22. Annual deaths by ICD chapters of causes: 1996 - 2002

| ICD - 10 | Causes of death                                                                                      | 1996  | 1997  | 1998  | 1999  | 2000  | 2001  | 2002  |
|----------|------------------------------------------------------------------------------------------------------|-------|-------|-------|-------|-------|-------|-------|
| 1        | Certain infectious and parasitic diseases                                                            | 22    | 19    | 26    | 27    | 24    | 12    | 18    |
| 2        | Neoplasms                                                                                            | 725   | 696   | 722   | 718   | 719   | 723   | 740   |
| 3/4      | Endocrine, Nutritional and Metabolic diseases, and diseases of blood forming organs                  | 72    | 100   | 127   | 105   | 93    | 111   | 105   |
| 5        | Mental and behavioural disorders                                                                     | 16    | 18    | 18    | 20    | 18    | 9     | 18    |
| 6        | Diseases of the nervous system                                                                       | 43    | 48    | 66    | 54    | 57    | 48    | 50    |
| 9        | Diseases of the circulatory system                                                                   | 1,269 | 1,328 | 1,333 | 1,482 | 1,381 | 1,283 | 1,337 |
| 10       | Diseases of the respiratory system                                                                   | 219   | 266   | 301   | 306   | 290   | 361   | 351   |
| 11       | Diseases of the digestive system                                                                     | 108   | 98    | 106   | 94    | 95    | 92    | 105   |
| 12       | Diseases of the skin and subcutaneous tissue                                                         | 49    | 62    | 89    | 54    | 59    | 52    | 53    |
| 13       | Diseases of the Musculo-skeletal system and the connective tissue                                    | 7     | 8     | 9     | 13    | 13    | 4     | 15    |
| 14       | Diseases of the genito-urinary system                                                                | 77    | 75    | 82    | 52    | 58    | 68    | 55    |
| 15/16    | Pregnancy, childbirth and the puerperium, and certain conditions originating in the perinatal period | 38    | 15    | 13    | 20    | 18    | 11    | 9     |
| 17       | Congenital malformations, deformations and chromosomal abnormalities                                 | 13    | 22    | 16    | 10    | 8     | 12    | 19    |
| 18       | Symptoms, signs and abnormal clinical and laboratory findings n.e.c.                                 | 23    | 26    | 35    | 29    | 24    | 17    | 31    |
| 20       | External causes of morbidity and mortality                                                           | 83    | 107   | 100   | 112   | 100   | 132   | 125   |
|          | Total                                                                                                | 2,764 | 2,888 | 3,043 | 3,096 | 2,957 | 2,935 | 3,031 |

23. Monthly deaths by ICD chapters of causes: 2002

| ICD - 10 Chapter | Causes of death                                                                                     | Jan | Feb | Mar | April | May | Jun | Jul | Aug | Sep | Oct | Nov | Dec | Year  |
|------------------|-----------------------------------------------------------------------------------------------------|-----|-----|-----|-------|-----|-----|-----|-----|-----|-----|-----|-----|-------|
| 1                | Certain infectious and parasitic diseases                                                           | 3   | 2   | 1   | 1     | 1   | 1   | 4   | 1   | 2   | -   | 1   | 1   | 18    |
| 2                | Neoplasms                                                                                           | 64  | 59  | 65  | 56    | 58  | 67  | 60  | 47  | 55  | 68  | 65  | 76  | 740   |
| 3                | Diseases of the blood and blood-forming organs and certain disorders involving the immune mechanism | -   | -   | -   | -     | -   | 1   | -   | 1   | -   | 1   | -   | -   | 3     |
| 4                | Endocrine, nutritional and metabolic diseases                                                       | 7   | 7   | 10  | 9     | 9   | 12  | 12  | 9   | 8   | 5   | 5   | 9   | 102   |
| 5                | Mental and behavioural disorders                                                                    | 2   | -   | 2   | 2     | -   | 1   | 2   | 2   | -   | 2   | 2   | 3   | 18    |
| 6                | Diseases of the nervous system                                                                      | 4   | 4   | 3   | 4     | 2   | 7   | 9   | 3   | 2   | 7   | 4   | 1   | 50    |
| 9                | Diseases of the circulatory system                                                                  | 181 | 120 | 134 | 132   | 107 | 104 | 103 | 98  | 78  | 73  | 89  | 118 | 1,337 |
| 10               | Diseases of the respiratory system                                                                  | 60  | 39  | 42  | 25    | 33  | 21  | 13  | 20  | 21  | 24  | 20  | 33  | 351   |
| 11               | Diseases of the digestive system                                                                    | 9   | 10  | 8   | 6     | 6   | 13  | 5   | 10  | 7   | 18  | 7   | 6   | 105   |
| 12               | Diseases of the skin subcutaneous tissue                                                            | 2   | 4   | 7   | 8     | 1   | 9   | 2   | 6   | 4   | 2   | 1   | 7   | 53    |
| 13               | Diseases of the musculoskeletal system and connective tissue                                        | 2   | 2   | 4   | 2     | 1   | -   | 2   | -   | 1   | -   | -   | 1   | 15    |
| 14               | Diseases of the genitourinary system                                                                | 3   | 7   | 3   | 11    | 5   | 6   | 3   | 6   | 3   | 3   | 1   | 4   | 55    |
| 15/16            | Pregnancy, childbirth and the puerperium and certain conditions originating in the perinatal period | -   | 1   | -   | -     | 3   | 2   | -   | -   | 1   | 1   | -   | 1   | 9     |
| 17               | Congenital malformations, deformations and chromosomal abnormalities                                | 4   | 3   | -   | 1     | 2   | 3   | -   | 1   | 2   | -   | -   | 3   | 19    |
| 18               | Symptoms, signs and abnormal clinical and laboratory findings, n.e.c.                               | 3   | 2   | -   | 4     | 1   | 2   | 2   | 2   | 3   | 5   | 2   | 5   | 31    |
| 20               | External causes of morbidity and mortality                                                          | 15  | 8   | 14  | 9     | 12  | 14  | 14  | 11  | 4   | 8   | 6   | 10  | 125   |
|                  |                                                                                                     | 359 | 268 | 293 | 270   | 241 | 263 | 231 | 217 | 191 | 217 | 203 | 278 | 3,031 |

24. Deaths under 5 years by age and cause: 2002  
(10th Revision of the ICD - 1990)

| Mortality tabulation List 1 | Causes of death                                                      | Sex      | Age          |               |              |                |          |          |          |                     |          |           |
|-----------------------------|----------------------------------------------------------------------|----------|--------------|---------------|--------------|----------------|----------|----------|----------|---------------------|----------|-----------|
|                             |                                                                      |          | Under 1 year |               |              | Completed year |          |          |          | Total under 5 years |          |           |
|                             |                                                                      |          | Under 1 week | Under 4 weeks | Under 1 year | 1              | 2        | 3        | 4        |                     |          |           |
| 1054                        | Remainder of endocrine, nutritional and metabolic diseases           | M        | 1            | 1             | 1            | -              | -        | -        | -        | -                   | -        | 1         |
|                             |                                                                      | F        | -            | -             | -            | -              | -        | -        | -        | -                   | -        | -         |
| 1061                        | Remainder of diseases of the nervous system                          | M        | -            | -             | -            | -              | 1        | 1        | -        | -                   | -        | 2         |
|                             |                                                                      | F        | -            | -             | -            | -              | -        | -        | -        | -                   | -        | -         |
| 1068                        | Other heart diseases                                                 | M        | -            | -             | 1            | -              | -        | -        | -        | -                   | -        | 1         |
|                             |                                                                      | F        | -            | -             | -            | -              | -        | -        | -        | -                   | -        | -         |
| 1077                        | Remainder of diseases of the respiratory system                      | M        | -            | -             | -            | -              | -        | -        | -        | -                   | -        | -         |
|                             |                                                                      | F        | -            | -             | -            | -              | -        | -        | -        | -                   | -        | -         |
| 1092                        | Certain conditions originating in the perinatal period               | M        | 4            | 4             | 4            | -              | -        | -        | -        | -                   | -        | 4         |
|                             |                                                                      | F        | 3            | 5             | 5            | -              | -        | -        | -        | -                   | -        | 5         |
| 1093                        | Congenital malformations, deformations and chromosomal abnormalities | M        | 3            | 3             | 3            | 1              | -        | -        | -        | -                   | 1        | 5         |
|                             |                                                                      | F        | 6            | 8             | 9            | -              | -        | -        | -        | -                   | -        | 9         |
| 1097                        | Falls                                                                | M        | -            | -             | -            | -              | 1        | -        | -        | -                   | -        | 1         |
|                             |                                                                      | F        | -            | -             | -            | -              | -        | -        | -        | -                   | -        | -         |
|                             | <b>All causes</b>                                                    | <b>M</b> | <b>8</b>     | <b>8</b>      | <b>9</b>     | <b>1</b>       | <b>2</b> | <b>1</b> | <b>1</b> | <b>1</b>            | <b>1</b> | <b>14</b> |
|                             |                                                                      | <b>F</b> | <b>9</b>     | <b>13</b>     | <b>14</b>    | <b>-</b>       | <b>-</b> | <b>-</b> | <b>-</b> | <b>-</b>            | <b>-</b> | <b>14</b> |
|                             |                                                                      | <b>T</b> | <b>17</b>    | <b>21</b>     | <b>23</b>    | <b>1</b>       | <b>2</b> | <b>1</b> | <b>1</b> | <b>1</b>            | <b>1</b> | <b>28</b> |

25. Causes of deaths at different periods of life, by sex: 2002 ...  
(10th Revision of the ICD - 1990)

| MTL 1* | Causes of death                                        | Sex | Age in years |        |         |         |         |         |         |         |         |      |       | Total |
|--------|--------------------------------------------------------|-----|--------------|--------|---------|---------|---------|---------|---------|---------|---------|------|-------|-------|
|        |                                                        |     | 0 - 4        | 5 - 14 | 15 - 24 | 25 - 34 | 35 - 44 | 45 - 54 | 55 - 64 | 65 - 74 | 75 - 84 | 85 + |       |       |
|        | <b>All causes</b>                                      | T   | 28           | 6      | 22      | 34      | 43      | 155     | 286     | 685     | 1,069   | 703  | 3,031 |       |
|        |                                                        | M   | 14           | 4      | 18      | 23      | 26      | 98      | 167     | 405     | 566     | 283  | 1,604 |       |
|        |                                                        | F   | 14           | 2      | 4       | 11      | 17      | 57      | 119     | 280     | 503     | 420  | 1,427 |       |
| 1001   | <b>Certain Infectious and Parasitic Diseases</b>       | M   | -            | 1      | -       | 2       | -       | 3       | 1       | 1       | 2       | 1    | 11    |       |
|        |                                                        | F   | -            | -      | -       | -       | -       | -       | 1       | 3       | 1       | 2    | 7     |       |
| 1005   | Respiratory tuberculosis                               | M   | -            | -      | -       | -       | -       | -       | -       | -       | 1       | -    | 1     |       |
|        |                                                        | F   | -            | -      | -       | -       | -       | -       | -       | -       | -       | -    | -     |       |
| 1011   | Meningococcal infection                                | M   | -            | 1      | -       | -       | -       | 1       | -       | -       | -       | -    | 2     |       |
|        |                                                        | F   | -            | -      | -       | -       | -       | -       | -       | -       | -       | -    | -     |       |
| 1012   | Septicaemia                                            | M   | -            | -      | -       | -       | -       | -       | -       | -       | -       | -    | -     |       |
|        |                                                        | F   | -            | -      | -       | -       | -       | -       | 1       | -       | -       | 1    | 2     |       |
| 1019   | Viral Hepatitis                                        | M   | -            | -      | -       | -       | -       | 1       | 1       | 1       | 1       | -    | 4     |       |
|        |                                                        | F   | -            | -      | -       | -       | -       | -       | -       | 1       | -       | -    | 1     |       |
| 1020   | Human immunodeficiency virus(HIV) disease              | M   | -            | -      | -       | 1       | -       | -       | -       | -       | -       | -    | 2     |       |
|        |                                                        | F   | -            | -      | -       | -       | -       | -       | -       | -       | -       | -    | -     |       |
| 1025   | Remainder of certain infectious and parasitic diseases | M   | -            | -      | -       | 1       | -       | -       | -       | -       | -       | 1    | 2     |       |
|        |                                                        | F   | -            | -      | -       | -       | -       | -       | -       | 2       | 1       | 1    | 4     |       |
| 1026   | <b>Neoplasms</b>                                       | M   | -            | 2      | 4       | 4       | 3       | 37      | 69      | 150     | 128     | 24   | 421   |       |
|        |                                                        | F   | -            | 2      | 4       | 6       | 11      | 34      | 57      | 104     | 75      | 30   | 319   |       |
| 1027   | Malignant neoplasm of lip, oral cavity and pharynx     | M   | -            | -      | -       | -       | -       | 1       | 1       | 2       | -       | -    | 4     |       |
|        |                                                        | F   | -            | -      | -       | -       | -       | -       | 1       | 1       | -       | -    | 2     |       |
| 1028   | Malignant neoplasm of oesophagus                       | M   | -            | -      | -       | -       | -       | -       | 6       | 2       | 2       | 1    | 11    |       |
|        |                                                        | F   | -            | -      | -       | -       | -       | 1       | 1       | -       | -       | -    | 2     |       |
| 1029   | Malignant neoplasm of stomach                          | M   | -            | -      | -       | -       | -       | 2       | 5       | 11      | 8       | 1    | 27    |       |
|        |                                                        | F   | -            | -      | -       | -       | -       | 1       | 3       | 8       | 9       | 1    | 22    |       |

\* Mortality Tabulation List 1

... 25. Causes of deaths at different periods of life, by sex: 2002  
(10th Revision of the ICD - 1990)

| MTL 1* | Causes of death                                             | Sex | Age in years |        |         |         |         |         |         |         |         |      |    | Total |
|--------|-------------------------------------------------------------|-----|--------------|--------|---------|---------|---------|---------|---------|---------|---------|------|----|-------|
|        |                                                             |     | 0 - 4        | 5 - 14 | 15 - 24 | 25 - 34 | 35 - 44 | 45 - 54 | 55 - 64 | 65 - 74 | 75 - 84 | 85 + |    |       |
| 1030   | Malignant neoplasm of colon, rectum and anus                | M   | -            | -      | -       | 1       | 1       | 4       | 6       | 25      | 10      | 4    | 51 |       |
|        |                                                             | F   | -            | -      | -       | -       | -       | 2       | 10      | 13      | 6       | 43   |    |       |
| 1031   | Malignant neoplasm of liver and intrahepatic bile ducts     | M   | -            | -      | -       | -       | -       | 1       | 2       | 4       | -       | 7    |    |       |
|        |                                                             | F   | -            | -      | -       | -       | -       | 1       | 1       | 2       | 1       | 6    |    |       |
| 1032   | Malignant neoplasm of pancreas                              | M   | -            | -      | -       | -       | 1       | 1       | 4       | 14      | 7       | 29   |    |       |
|        |                                                             | F   | -            | -      | -       | -       | -       | -       | 4       | 13      | 7       | 26   |    |       |
| 1033   | Malignant neoplasm of larynx                                | M   | -            | -      | -       | -       | -       | -       | 1       | 0       | 1       | 3    |    |       |
|        |                                                             | F   | -            | -      | -       | -       | -       | -       | -       | 1       | -       | 1    |    |       |
| 1034   | Malignant neoplasm of trachea, bronchus and lung            | M   | -            | -      | -       | -       | -       | 17      | 22      | 46      | 33      | 122  |    |       |
|        |                                                             | F   | -            | -      | -       | -       | -       | 3       | 6       | 3       | 1       | 13   |    |       |
| 1035   | Malignant melanoma of skin                                  | M   | -            | -      | -       | 1       | -       | -       | -       | 1       | -       | 2    |    |       |
|        |                                                             | F   | -            | -      | -       | -       | -       | 1       | -       | 1       | -       | 3    |    |       |
| 1036   | Malignant neoplasm of breast                                | M   | -            | -      | -       | -       | -       | -       | -       | 2       | -       | 2    |    |       |
|        |                                                             | F   | -            | -      | -       | 1       | 2       | 12      | 15      | 17      | 12      | 63   |    |       |
| 1037   | Malignant neoplasm of cervix uteri                          | F   | -            | -      | -       | 1       | 4       | 1       | 1       | 1       | 1       | 10   |    |       |
| 1038   | Malignant neoplasm of other and unspecified parts of uterus | F   | -            | -      | -       | -       | -       | 2       | 1       | 4       | 6       | 14   |    |       |
| 1039   | Malignant neoplasm of ovary                                 | F   | -            | -      | -       | -       | -       | 4       | 6       | 7       | 7       | 24   |    |       |
| 1040   | Malignant neoplasm of prostate                              | M   | -            | -      | -       | -       | -       | -       | 3       | 7       | 19      | 33   |    |       |
| 1041   | Malignant neoplasm of bladder                               | M   | -            | -      | -       | -       | -       | 1       | 1       | 6       | 8       | 18   |    |       |
|        |                                                             | F   | -            | -      | -       | -       | -       | -       | 1       | 1       | 1       | 3    |    |       |

\* Mortality Tabulation List 1



... 25. Causes of deaths at different periods of life, by sex: 2002  
(10th Revision of the ICD - 1990)

| MTL 1* | Causes of death                                                                                   | Sex | Age in years |        |         |         |         |         |         |         |         |      |    |   | Total |
|--------|---------------------------------------------------------------------------------------------------|-----|--------------|--------|---------|---------|---------|---------|---------|---------|---------|------|----|---|-------|
|        |                                                                                                   |     | 0 - 4        | 5 - 14 | 15 - 24 | 25 - 34 | 35 - 44 | 45 - 54 | 55 - 64 | 65 - 74 | 75 - 84 | 85 + |    |   |       |
| 1042   | Malignant neoplasm of meninges, brain & other parts of central nervous system                     | M   | -            | 1      | -       | 1       | -       | -       | 3       | 3       | 3       | 3    | 3  | - | 14    |
|        |                                                                                                   | F   | -            | -      | -       | 1       | -       | -       | -       | 1       | 1       | 3    | -  | - | 6     |
| 1043   | Non-Hodgkin's lymphoma                                                                            | M   | -            | -      | 1       | -       | -       | -       | 2       | 1       | 3       | 6    | -  | - | 13    |
|        |                                                                                                   | F   | -            | -      | -       | -       | -       | -       | -       | -       | 5       | 1    | 2  | - | 8     |
| 1044   | Multiple myeloma and malignant plasma cell neoplasms                                              | M   | -            | -      | -       | -       | -       | -       | 1       | 1       | 2       | -    | -  | - | 4     |
|        |                                                                                                   | F   | -            | -      | -       | -       | -       | -       | -       | -       | 2       | 3    | 1  | - | 6     |
| 1045   | Leukaemia                                                                                         | M   | -            | -      | 3       | -       | -       | 1       | 1       | 1       | 4       | -    | -  | - | 10    |
|        |                                                                                                   | F   | -            | 1      | -       | 1       | -       | -       | 1       | 1       | 2       | -    | -  | - | 6     |
| 1046   | Remainder of malignant neoplasms                                                                  | M   | -            | 1      | -       | 1       | -       | -       | 2       | 12      | 18      | 26   | 4  | - | 64    |
|        |                                                                                                   | F   | -            | 1      | -       | 1       | 3       | -       | 5       | 4       | 14      | 13   | 10 | - | 51    |
| 1047   | Remainder of neoplasms                                                                            | M   | -            | -      | -       | -       | -       | -       | 1       | -       | -       | 5    | 1  | - | 7     |
|        |                                                                                                   | F   | -            | -      | -       | 1       | -       | -       | -       | 1       | 6       | 1    | 1  | - | 10    |
| 1048   | Diseases of the blood & blood-forming organs and certain disorders involving the immune mechanism | M   | -            | -      | 1       | -       | -       | -       | -       | -       | -       | -    | -  | - | 1     |
|        |                                                                                                   | F   | -            | -      | -       | -       | -       | -       | -       | -       | -       | -    | -  | - | 2     |
| 1049   | Anaemias                                                                                          | M   | -            | -      | 1       | -       | -       | -       | -       | -       | -       | -    | -  | - | 1     |
|        |                                                                                                   | F   | -            | -      | -       | -       | -       | -       | -       | -       | -       | -    | -  | - | 2     |
| 1051   | Endocrine, nutritional and metabolic diseases                                                     | M   | 1            | -      | -       | -       | -       | -       | 4       | 4       | 14      | 17   | 7  | - | 47    |
|        |                                                                                                   | F   | -            | -      | 1       | -       | -       | -       | 1       | 6       | 17      | 19   | 11 | - | 55    |
| 1052   | Diabetes mellitus                                                                                 | M   | -            | -      | -       | -       | -       | -       | 3       | 3       | 13      | 16   | 7  | - | 42    |
|        |                                                                                                   | F   | -            | -      | -       | -       | -       | -       | 1       | 6       | 15      | 17   | 10 | - | 49    |
| 1054   | Remainder of endocrine, nutritional and metabolic diseases                                        | M   | 1            | -      | -       | -       | -       | -       | 1       | 1       | 1       | 1    | -  | - | 5     |
|        |                                                                                                   | F   | -            | -      | 1       | -       | -       | -       | -       | -       | 2       | 2    | 1  | - | 6     |

\* Mortality Tabulation List 1

... 25. Causes of deaths at different periods of life, by sex: 2002  
(10th Revision of the ICD - 1990)

| MTL 1* | Causes of death                                            | Sex | Age in years |        |         |         |         |         |         |         |         |      |     | Total |     |    |
|--------|------------------------------------------------------------|-----|--------------|--------|---------|---------|---------|---------|---------|---------|---------|------|-----|-------|-----|----|
|        |                                                            |     | 0 - 4        | 5 - 14 | 15 - 24 | 25 - 34 | 35 - 44 | 45 - 54 | 55 - 64 | 65 - 74 | 75 - 84 | 85 + |     |       |     |    |
| 1055   | Mental and behavioural disorders                           | M   | -            | -      | -       | -       | -       | -       | 1       | -       | -       | -    | -   | 4     | 4   | 9  |
|        |                                                            | F   | -            | -      | -       | -       | -       | -       | -       | -       | -       | -    | 1   | 2     | 6   | 9  |
| 1057   | Remainder of mental and behavioural disorders              | M   | -            | -      | -       | -       | -       | -       | 1       | -       | -       | -    | -   | 4     | 4   | 9  |
|        |                                                            | F   | -            | -      | -       | -       | -       | -       | -       | -       | -       | -    | 1   | 2     | 6   | 9  |
| 1058   | Diseases of the nervous system                             | M   | 2            | 1      | 1       | 1       | 1       | 1       | 1       | 1       | 4       | 5    | 9   | 4     | 29  | 29 |
|        |                                                            | F   | -            | -      | -       | -       | -       | -       | 3       | 5       | 2       | 6    | 5   | 5     | 21  | 21 |
| 1059   | Meningitis                                                 | M   | -            | -      | -       | -       | -       | -       | -       | -       | -       | -    | -   | -     | -   | -  |
|        |                                                            | F   | -            | -      | -       | -       | -       | -       | -       | 1       | -       | -    | -   | -     | -   | 1  |
| 1060   | Alzheimer's disease                                        | M   | -            | -      | -       | -       | -       | -       | -       | -       | -       | -    | -   | -     | -   | 2  |
|        |                                                            | F   | -            | -      | -       | -       | -       | -       | -       | 1       | 1       | 1    | 2   | 1     | 5   | 5  |
| 1061   | Remainder of diseases of the nervous system                | M   | 2            | 1      | 1       | 1       | 1       | 1       | 1       | 4       | 4       | 3    | 9   | 4     | 27  | 27 |
|        |                                                            | F   | -            | -      | -       | -       | -       | -       | 3       | 3       | 3       | 1    | 4   | 4     | 15  | 15 |
| 1064   | Diseases of the circulatory system                         | M   | 1            | -      | 1       | 2       | 1       | 10      | 30      | 70      | 151     | 260  | 130 | 655   | 655 |    |
|        |                                                            | F   | -            | -      | -       | 1       | 1       | 2       | 9       | 39      | 111     | 276  | 244 | 682   | 682 |    |
| 1065   | Acute rheumatic fever and chronic rheumatic heart diseases | M   | -            | -      | -       | -       | -       | -       | 1       | -       | -       | 1    | 3   | 5     | 5   |    |
|        |                                                            | F   | -            | -      | -       | -       | -       | -       | -       | 2       | -       | 1    | -   | 3     | 3   |    |
| 1066   | Hypertensive diseases                                      | M   | -            | -      | -       | -       | -       | -       | -       | 1       | 4       | 1    | 1   | 7     | 7   |    |
|        |                                                            | F   | -            | -      | -       | -       | -       | -       | -       | -       | 2       | 8    | 4   | 14    | 14  |    |
| 1067   | Ischaemic heart diseases                                   | M   | -            | -      | -       | -       | -       | 7       | 18      | 48      | 95      | 139  | 54  | 361   | 361 |    |
|        |                                                            | F   | -            | -      | -       | -       | -       | 2       | 5       | 22      | 56      | 133  | 104 | 323   | 323 |    |
| 1068   | Other heart diseases                                       | M   | 1            | -      | 1       | 1       | 1       | 3       | 3       | 5       | 15      | 48   | 33  | 110   | 110 |    |
|        |                                                            | F   | -            | -      | -       | -       | -       | -       | 1       | 3       | 13      | 58   | 59  | 134   | 134 |    |
| 1069   | Cerebrovascular diseases                                   | M   | -            | -      | -       | -       | -       | -       | 6       | 15      | 29      | 64   | 35  | 149   | 149 |    |
|        |                                                            | F   | -            | -      | -       | -       | -       | -       | 3       | 9       | 34      | 69   | 64  | 179   | 179 |    |

\* Mortality Tabulation List 1

... 25. Causes of deaths at different periods of life, by sex: 2002  
(10th Revision of the ICD - 1990)

| MTL 1*      | Causes of death                                 | Sex      | Age in years |        |         |          |          |          |          |           |           |           |           | Total      |
|-------------|-------------------------------------------------|----------|--------------|--------|---------|----------|----------|----------|----------|-----------|-----------|-----------|-----------|------------|
|             |                                                 |          | 0 - 4        | 5 - 14 | 15 - 24 | 25 - 34  | 35 - 44  | 45 - 54  | 55 - 64  | 65 - 74   | 75 - 84   | 85 +      |           |            |
| 1070        | Atherosclerosis                                 | M        | -            | -      | -       | -        | -        | -        | -        | 1         | 4         | 2         | 5         | 12         |
| 1071        | Remainder of diseases of the circulatory system | F        | -            | -      | -       | -        | -        | -        | -        | -         | 3         | 4         | 10        | 17         |
|             |                                                 | M        | -            | -      | 1       | -        | -        | 2        | -        | -         | 3         | 3         | 2         | 11         |
|             |                                                 | F        | -            | -      | -       | -        | -        | -        | 3        | -         | 3         | 3         | 3         | 12         |
| <b>1072</b> | <b>Diseases of the respiratory system</b>       | <b>M</b> | -            | -      | -       | <b>1</b> | -        | <b>4</b> | <b>4</b> | <b>5</b>  | <b>46</b> | <b>84</b> | <b>78</b> | <b>222</b> |
|             |                                                 | <b>F</b> | -            | -      | -       | -        | -        | -        | <b>2</b> | <b>5</b>  | <b>19</b> | <b>51</b> | <b>52</b> | <b>129</b> |
| 1073        | Influenza                                       | M        | -            | -      | -       | -        | -        | -        | -        | -         | -         | 1         | -         | 1          |
|             |                                                 | F        | -            | -      | -       | -        | -        | -        | -        | -         | -         | -         | -         | -          |
| 1074        | Pneumonia                                       | M        | -            | -      | -       | -        | 2        | 1        | 1        | 1         | 14        | 19        | 32        | 69         |
|             |                                                 | F        | -            | -      | -       | -        | -        | 1        | 1        | 1         | 7         | 20        | 13        | 42         |
| 1075        | Other acute lower respiratory infections        | M        | -            | -      | -       | -        | -        | 2        | 2        | -         | 4         | 26        | 24        | 56         |
|             |                                                 | F        | -            | -      | -       | -        | -        | -        | -        | 1         | 7         | 22        | 31        | 61         |
| 1076        | Chronic lower respiratory diseases              | M        | -            | -      | -       | 1        | 1        | 1        | -        | -         | 24        | 30        | 20        | 79         |
|             |                                                 | F        | -            | -      | -       | -        | -        | -        | -        | 1         | 2         | 3         | 5         | 11         |
| 1077        | Remainder of diseases of the respiratory system | M        | -            | -      | -       | -        | 1        | 1        | 1        | 1         | 4         | 8         | 2         | 17         |
|             |                                                 | F        | -            | -      | -       | -        | -        | -        | 1        | 2         | 3         | 6         | 3         | 15         |
| <b>1078</b> | <b>Diseases of the digestive system</b>         | <b>M</b> | -            | -      | -       | -        | <b>1</b> | <b>7</b> | <b>9</b> | <b>14</b> | <b>17</b> | <b>4</b>  | <b>52</b> |            |
|             |                                                 | <b>F</b> | -            | -      | -       | <b>1</b> | -        | <b>3</b> | <b>2</b> | <b>11</b> | <b>21</b> | <b>15</b> | <b>53</b> |            |
| 1079        | Gastric and duodenal ulcer                      | M        | -            | -      | -       | -        | -        | -        | 1        | 1         | 2         | 3         | 1         | 7          |
|             |                                                 | F        | -            | -      | -       | -        | -        | -        | -        | -         | 1         | 1         | 1         | 3          |
| 1080        | Diseases of the liver                           | M        | -            | -      | -       | -        | 1        | 6        | 5        | 4         | 4         | -         | -         | 16         |
|             |                                                 | F        | -            | -      | -       | -        | -        | 1        | 1        | 2         | 1         | 1         | 1         | 6          |
| 1081        | Remainder of diseases of the digestive system   | M        | -            | -      | -       | -        | -        | 1        | 1        | 3         | 8         | 14        | 3         | 29         |
|             |                                                 | F        | -            | -      | -       | 1        | -        | 2        | 1        | 8         | 19        | 13        | 44        | 44         |

\* Mortality Tabulation List 1

... 25. Causes of deaths at different periods of life, by sex: 2002  
(10th Revision of the ICD - 1990)

| MTL 1* | Causes of death                                                                         | Sex | Age in years |        |         |         |         |         |         |         |         |      |    | Total |    |    |
|--------|-----------------------------------------------------------------------------------------|-----|--------------|--------|---------|---------|---------|---------|---------|---------|---------|------|----|-------|----|----|
|        |                                                                                         |     | 0 - 4        | 5 - 14 | 15 - 24 | 25 - 34 | 35 - 44 | 45 - 54 | 55 - 64 | 65 - 74 | 75 - 84 | 85 + |    |       |    |    |
| 1082   | Diseases of the skin and subcutaneous tissue                                            | M   | -            | -      | -       | -       | -       | -       | -       | -       | -       | -    | 1  | 9     | 6  | 16 |
|        |                                                                                         | F   | -            | -      | -       | -       | -       | -       | -       | -       | -       | -    | -  | 2     | 14 | 21 |
| 1083   | Diseases of the musculoskeletal system and connective tissue                            | M   | -            | -      | -       | -       | -       | -       | -       | -       | -       | -    | 2  | 5     | -  | 7  |
|        |                                                                                         | F   | -            | -      | -       | -       | -       | 1       | -       | -       | 2       | -    | 2  | 3     | -  | 8  |
| 1084   | Disease of the genitourinary system                                                     | M   | -            | -      | -       | -       | -       | -       | -       | -       | -       | -    | 9  | 15    | 11 | 35 |
|        |                                                                                         | F   | -            | -      | -       | -       | -       | -       | -       | -       | -       | -    | 1  | 10    | 9  | 20 |
| 1085   | Glomerular and renal tubulo-interstitia diseases                                        | M   | -            | -      | -       | -       | -       | -       | -       | -       | -       | -    | 2  | 2     | 3  | 7  |
|        |                                                                                         | F   | -            | -      | -       | -       | -       | -       | -       | -       | -       | -    | -  | 3     | -  | 3  |
| 1086   | Remainder of diseases of the genitourinary system                                       | M   | -            | -      | -       | -       | -       | -       | -       | -       | -       | -    | 7  | 13    | 8  | 28 |
|        |                                                                                         | F   | -            | -      | -       | -       | -       | -       | -       | -       | -       | -    | 1  | 7     | 9  | 17 |
| 1092   | Certain conditions originating in the perinatal period                                  | M   | 4            | -      | -       | -       | -       | -       | -       | -       | -       | -    | -  | -     | -  | 4  |
|        |                                                                                         | F   | 5            | -      | -       | -       | -       | -       | -       | -       | -       | -    | -  | -     | -  | 5  |
| 1093   | Congenital malformations, deformations and chromosomal abnormalities                    | M   | 5            | -      | 1       | -       | -       | -       | -       | -       | -       | -    | 1  | -     | -  | 7  |
|        |                                                                                         | F   | 9            | -      | 1       | -       | 1       | -       | -       | -       | -       | -    | -  | -     | -  | 12 |
| 1094   | Symptoms, signs and abnormal clinical and laboratory findings, not elsewhere classified | M   | -            | -      | -       | -       | -       | -       | -       | 2       | -       | -    | -  | 5     | 8  | 15 |
|        |                                                                                         | F   | -            | -      | -       | -       | -       | -       | -       | -       | -       | -    | 1  | 4     | 11 | 16 |
| 1095   | External causes of morbidity and mortality                                              | M   | 1            | -      | 10      | 13      | 7       | 9       | 5       | 11      | 11      | 6    | 73 | 73    | 73 |    |
|        |                                                                                         | F   | -            | -      | 2       | 3       | 3       | 3       | 2       | 6       | 21      | 12   | 52 | 52    |    |    |
| 1096   | Transport accidents                                                                     | M   | -            | -      | 5       | 4       | 1       | 2       | 1       | 1       | 2       | -    | 16 | 16    |    |    |
|        |                                                                                         | F   | -            | -      | 1       | -       | -       | -       | -       | -       | -       | -    | 1  | 1     |    |    |
| 1097   | Falls                                                                                   | M   | 1            | -      | -       | 1       | -       | -       | 1       | 5       | 8       | 21   | 21 |       |    |    |
|        |                                                                                         | F   | -            | -      | -       | -       | -       | -       | 2       | 2       | 17      | 9    | 30 |       |    |    |

\* Mortality Tabulation List 1

... 25. Causes of deaths at different periods of life, by sex: 2002  
(10th Revision of the ICD - 1990)

| MTL 1* | Causes of death                                            | Age in years |       |        |         |         |         |         |         |         |         |      | Total |    |
|--------|------------------------------------------------------------|--------------|-------|--------|---------|---------|---------|---------|---------|---------|---------|------|-------|----|
|        |                                                            | Sex          | 0 - 4 | 5 - 14 | 15 - 24 | 25 - 34 | 35 - 44 | 45 - 54 | 55 - 64 | 65 - 74 | 75 - 84 | 85 + |       |    |
| 1098   | Accidental drowning and submersion                         | M            | -     | -      | 2       | -       | -       | -       | 1       | 1       | -       | -    | -     | 6  |
|        |                                                            | F            | -     | -      | -       | -       | -       | -       | -       | -       | -       | -    | -     | -  |
| 1099   | Exposure to smoke, fire and flames                         | M            | -     | -      | -       | -       | -       | 1       | -       | 1       | 1       | -    | -     | 2  |
|        |                                                            | F            | -     | -      | -       | -       | -       | -       | -       | -       | -       | -    | -     | -  |
| 1100   | Accidental poisoning by and exposure to noxious substances | M            | -     | -      | 2       | 3       | 2       | -       | -       | -       | -       | -    | -     | 9  |
|        |                                                            | F            | -     | -      | -       | 1       | -       | 1       | -       | -       | -       | -    | -     | 2  |
| 1101   | Intentional self-harm                                      | M            | -     | -      | -       | 3       | 3       | 2       | 1       | 2       | -       | -    | -     | 11 |
|        |                                                            | F            | -     | -      | -       | 2       | 1       | 1       | -       | 3       | 1       | -    | -     | 8  |
| 1102   | Assault (including neglect and abandonment)                | M            | -     | -      | 1       | -       | -       | 1       | 1       | -       | -       | -    | -     | 3  |
|        |                                                            | F            | -     | -      | 1       | -       | 1       | -       | -       | -       | -       | -    | -     | 2  |
| 1103   | All other external causes                                  | M            | -     | -      | -       | 2       | 1       | -       | -       | 1       | 1       | -    | 1     | 5  |
|        |                                                            | F            | -     | -      | -       | -       | -       | -       | -       | -       | -       | -    | 3     | 9  |

\* Mortality Tabulation List 1  
Source: Health Information

26. Deaths by age groups, sex and occupation: 2002 ...

| Occupation                                                                                  | Under 15 |   | 15 - 44 |   | 45 - 64 |   | 65 & Over |    | Total |    |
|---------------------------------------------------------------------------------------------|----------|---|---------|---|---------|---|-----------|----|-------|----|
|                                                                                             | M        | F | M       | F | M       | F | M         | F  | M     | F  |
| <b><u>Legislators, Senior Officials and Managers</u></b>                                    | -        | - | -       | 1 | 15      | 2 | 4         | -  | 19    | 3  |
| Directors and chief executives                                                              | -        | - | -       | 1 | 13      | 1 | 4         | -  | 17    | 2  |
| General Managers and related professionals                                                  | -        | - | -       | - | 2       | 1 | -         | -  | 2     | 1  |
| <b><u>Professionals</u></b>                                                                 | -        | - | 2       | 1 | 6       | 5 | 16        | 19 | 24    | 25 |
| Architects, Engineers and related professional                                              | -        | - | -       | - | 1       | - | 2         | -  | 3     | -  |
| Health professionals                                                                        | -        | - | -       | - | 1       | 2 | 3         | 2  | 4     | 4  |
| Secondary education teaching professionals                                                  | -        | - | 1       | 1 | 1       | 1 | -         | 1  | 2     | 3  |
| Writers and creative or performing artists                                                  | -        | - | -       | - | -       | - | 1         | -  | 1     | -  |
| Business professionals                                                                      | -        | - | -       | - | -       | - | 1         | -  | 1     | -  |
| Religious professionals                                                                     | -        | - | 1       | - | 3       | 2 | 9         | 16 | 13    | 18 |
| <b><u>Technicians and Associate Professionals</u></b>                                       | -        | - | 2       | - | 12      | - | 3         | -  | 17    | -  |
| Physical and engineering science associate professionals                                    | -        | - | 2       | - | 2       | - | -         | -  | 4     | -  |
| Business services agents and trade brokers, customs, tax and related associate professional | -        | - | -       | - | 8       | - | 2         | -  | 10    | -  |
| Life science and Health associate professionals                                             | -        | - | -       | - | 2       | - | 1         | -  | 3     | -  |
| <b><u>Clerks</u></b>                                                                        | -        | - | 2       | 1 | 3       | 2 | 4         | -  | 9     | 3  |
| Other office clerks                                                                         | -        | - | 2       | 1 | 3       | 2 | 4         | -  | 9     | 3  |
| <b><u>Service Workers and Shop and Market Sales Workers</u></b>                             | -        | - | 8       | 2 | 13      | - | 8         | -  | 29    | 2  |
| Housekeeping and Restaurant service workers                                                 | -        | - | -       | - | 6       | - | 4         | -  | 10    | -  |
| Personal care and relates workers                                                           | -        | - | 2       | 1 | -       | - | 2         | -  | 4     | 1  |
| Protective services workers                                                                 | -        | - | 3       | - | 6       | - | 2         | -  | 11    | -  |
| Shop sales persons and demonstrators                                                        | -        | - | 3       | 1 | 1       | - | -         | -  | 4     | 1  |
| <b><u>Skilled Agricultural and Fishery Workers</u></b>                                      | -        | - | 2       | - | 2       | - | 2         | -  | 6     | -  |
| Market gardeners and crop growers                                                           | -        | - | -       | - | 2       | - | 2         | -  | 4     | -  |
| Inland and coastal waters fishery workers                                                   | -        | - | 2       | - | -       | - | -         | -  | 2     | -  |

... 26. Deaths by age groups, sex and occupation: 2002

| Occupation                                                            | Under 15 |    | 15 - 44 |    | 45 - 64 |     | 65 & Over |      | Total |       |
|-----------------------------------------------------------------------|----------|----|---------|----|---------|-----|-----------|------|-------|-------|
|                                                                       | M        | F  | M       | F  | M       | F   | M         | F    | M     | F     |
| <b><u>Craft and related Trade Workers</u></b>                         | -        | -  | 7       | -  | 14      | -   | 8         | -    | 29    | -     |
| Miners, Shotfires, Stone Cutters and Carvers                          | -        | -  | -       | -  | 2       | -   | 1         | -    | 3     | -     |
| Building frame and related trade workers                              | -        | -  | 1       | -  | 3       | -   | 2         | -    | 6     | -     |
| Building finishers and related trade workers                          | -        | -  | 4       | -  | 1       | -   | 1         | -    | 6     | -     |
| Metal moulders, Welders, Sheet-metal workers, Structural-Metal repair | -        | -  | 2       | -  | 8       | -   | 4         | -    | 14    | -     |
| <b><u>Plant and Machine Operators and Assemblers</u></b>              | -        | -  | 3       | 1  | 10      | -   | 5         | -    | 18    | 1     |
| Other Machine Operators and Assemblers                                | -        | -  | 1       | 1  | 3       | -   | 1         | -    | 5     | 1     |
| Motor vehicle drivers                                                 | -        | -  | 2       | -  | 7       | -   | 4         | -    | 13    | -     |
| <b><u>Elementary Occupations</u></b>                                  | -        | -  | 9       | -  | 16      | 1   | 6         | -    | 31    | 1     |
| Domestic and related helpers and cleaners and launders                | -        | -  | 1       | -  | -       | 1   | -         | -    | 1     | 1     |
| Street vendors and related workers                                    | -        | -  | -       | -  | 1       | -   | -         | -    | 1     | -     |
| Messengers, porters doorkeepers and related workers                   | -        | -  | 1       | -  | 8       | -   | 1         | -    | 10    | -     |
| Manufacturing Labourers                                               | -        | -  | 2       | -  | 4       | -   | 4         | -    | 10    | -     |
| Mining and construction labourers                                     | -        | -  | 3       | -  | 2       | -   | -         | -    | 5     | -     |
| Transport labourers and freight handlers                              | -        | -  | 2       | -  | 1       | -   | 1         | -    | 4     | -     |
| <b><u>Armed Forces</u></b>                                            | -        | -  | -       | -  | -       | -   | -         | -    | -     | -     |
| <b><u>Not Gainfully Occupied</u></b>                                  | 18       | 16 | 4       | 18 | 111     | 146 | 1177      | 1179 | 1,310 | 1,359 |
| Children/Students                                                     | 18       | 16 | 3       | 3  | 3       | 1   | -         | -    | 24    | 20    |
| Housewives                                                            | -        | -  | -       | 14 | -       | 93  | -         | 196  | -     | 303   |
| Seeking Work                                                          | -        | -  | 1       | 1  | 37      | 6   | -         | -    | 38    | 7     |
| Retired Persons                                                       | -        | -  | -       | -  | 71      | 46  | 1,177     | 983  | 1,248 | 1,029 |
| <b><u>Occupation Unkown</u></b>                                       | -        | -  | 28      | 8  | 63      | 20  | 21        | 5    | 112   | 33    |
| <b>Total</b>                                                          | 18       | 16 | 67      | 32 | 265     | 176 | 1254      | 1203 | 1,604 | 1,427 |

Source: Health Information

27A. Reported deaths from selected notifiable infectious diseases: 1996 - 2002

| Diseases                      | 1996            | 1997     | 1998      | 1999     | 2000      | 2001     | 2002      |
|-------------------------------|-----------------|----------|-----------|----------|-----------|----------|-----------|
|                               | Reported deaths |          |           |          |           |          |           |
| A.I.D.S.                      | 8               | 3        | 3         | 1        | 1         | -        | 2         |
| Pneumonia                     | -               | -        | 1         | -        | -         | -        | -         |
| Brucellosis                   | -               | -        | -         | -        | -         | -        | -         |
| Chicken-pox                   | -               | -        | -         | -        | -         | -        | -         |
| Diphtheria                    | -               | -        | -         | -        | -         | -        | -         |
| Dysentery, bacillary          | -               | -        | -         | -        | -         | -        | -         |
| Acute Viral encephalitis      | 1               | -        | -         | -        | 1         | -        | 2         |
| Food Poisoning                | -               | 1        | -         | -        | 2         | -        | 1         |
| Hepatitis A, B and C          | -               | -        | 1         | -        | -         | 3        | 1         |
| Influenza                     | 2               | -        | -         | -        | -         | -        | -         |
| Creutzfeldt Jacob Disease     | -               | -        | 1         | -        | -         | -        | -         |
| Meningitis bacterial          | -               | -        | -         | 1        | 1         | -        | 1         |
| Meningococcal septicaemia     | -               | 4        | 4         | 4        | 3         | 1        | 2         |
| Measles                       | -               | -        | -         | -        | -         | -        | -         |
| Enteritis                     | 1               | -        | -         | -        | -         | -        | -         |
| Rubella                       | 1               | -        | -         | -        | -         | -        | -         |
| Gastroenteritis (unspecified) | 2               | -        | -         | -        | -         | -        | -         |
| Tetanus                       | 1               | -        | -         | -        | 1         | -        | -         |
| Tuberculosis, pulmonary       | -               | -        | 1         | 2        | -         | -        | -         |
| Tuberculosis (Other Forms)    | 1               | -        | -         | -        | -         | -        | -         |
| Acute Flaccid Paralysis       | -               | -        | -         | -        | 1         | -        | 2         |
| Leishmaniasis                 | -               | -        | -         | 1        | 1         | -        | -         |
| <b>Total</b>                  | <b>17</b>       | <b>8</b> | <b>11</b> | <b>9</b> | <b>11</b> | <b>4</b> | <b>11</b> |

Source: Health Division



27B. Reported new cases of selected notifiable infectious diseases: 1996 - 2002

| Diseases                            | 1996           | 1997       | 1998         | 1999       | 2000         | 2001       | 2002       |
|-------------------------------------|----------------|------------|--------------|------------|--------------|------------|------------|
|                                     | Reported cases |            |              |            |              |            |            |
| A.I.D.S.                            | 4              | 3          | 7            | 5          | 3            | 1          | 4          |
| Pneumonia                           | 19             | 3          | 3            | -          | 5            | -          | -          |
| Brucellosis                         | 18             | 1          | 4            | -          | -            | -          | 1          |
| Chicken-pox                         | 750            | 463        | 513          | 267        | 301          | 177        | 180        |
| Diphtheria                          | -              | -          | -            | -          | -            | -          | -          |
| Dysentery, bacillary                | 3              | -          | -            | -          | -            | -          | -          |
| Erysipelas                          | 3              | -          | 5            | -          | -            | -          | 1          |
| Food Poisoning including Salmonella | 110            | 203        | 226          | 157        | 157          | 131        | 183        |
| Hepatitis A, B and C                | 12             | 19         | 14           | 8          | 10           | 5          | 7          |
| Influenza                           | -              | 26         | -            | -          | -            | -          | -          |
| Acute Viral Encephalitis            | -              | -          | -            | -          | 1            | 1          | -          |
| Meningitis meningococcal/bacterial  | 17             | 16         | 27           | 18         | 21           | 17         | 14         |
| Meningococcal septicaemia           | 2              | 4          | -            | 19         | 22           | 15         | 10         |
| Measles                             | 16             | 5          | 3            | 1          | 2            | 2          | 7          |
| Rubella                             | 24             | 21         | 8            | 8          | 6            | -          | 2          |
| Scarlet Fever                       | -              | 1          | -            | 2          | 1            | 1          | -          |
| Tetanus                             | 1              | 1          | 1            | -          | 1            | 1          | 2          |
| Tuberculosis, pulmonary             | 14             | 9          | 12           | 20         | 15           | 15         | 19         |
| Tuberculosis (Other Forms)          | 8              | 2          | 4            | 3          | 3            | 1          | 5          |
| Typhoid                             | 1              | 2          | -            | -          | -            | -          | -          |
| Typhus, murine                      | 26             | 34         | 42           | 44         | 29           | 36         | 34         |
| Whooping cough                      | 10             | 12         | 4            | 60         | 3            | 1          | 4          |
| Leishmaniasis                       | 16             | 8          | 32           | 22         | 18           | 13         | -          |
| Other Diseases                      | 102            | 21         | 95           | 147        | 427          | 49         | 36         |
| <b>Total</b>                        | <b>1,156</b>   | <b>854</b> | <b>1,000</b> | <b>781</b> | <b>1,025</b> | <b>466</b> | <b>509</b> |

Source: Health Division

28A. Comparative loss of life from tuberculosis, cancer, heart diseases, motor vehicles and other accidents and other causes of deaths: Males 2002

| All ages        | Deaths       |            |                |                                   |              | Average expectation of life | Years of Life Lost |              |                |                                   |              |
|-----------------|--------------|------------|----------------|-----------------------------------|--------------|-----------------------------|--------------------|--------------|----------------|-----------------------------------|--------------|
|                 | Tuberculosis | Neoplasms  | Heart diseases | Motor vehicle and other accidents | Other causes |                             | Tuberculosis       | Neoplasms    | Heart diseases | Motor vehicle and other accidents | Other causes |
| 0 - 4           | -            | -          | 1              | 1                                 | 12           | 74.13                       | -                  | -            | 74             | 74                                | 890          |
| 5 - 14          | -            | 2          | -              | -                                 | 2            | 68.82                       | -                  | 138          | -              | -                                 | 138          |
| 15 - 24         | -            | 4          | 1              | 10                                | 3            | 58.97                       | -                  | 236          | 59             | 590                               | 177          |
| 25 - 44         | -            | 7          | 12             | 20                                | 10           | 44.54                       | -                  | 311          | 534            | 891                               | 445          |
| 45 - 64         | -            | 106        | 100            | 14                                | 45           | 25.70                       | -                  | 2,724        | 2,570          | 360                               | 1,156        |
| 65 - 74         | -            | 150        | 151            | 11                                | 93           | 13.35                       | -                  | 2,002        | 2,016          | 147                               | 1,242        |
| 75 & Over       | 1            | 152        | 390            | 17                                | 289          | 6.53                        | 7                  | 993          | 2,547          | 111                               | 1,887        |
| <b>All Ages</b> | <b>1</b>     | <b>421</b> | <b>655</b>     | <b>73</b>                         | <b>454</b>   |                             | <b>7</b>           | <b>6,404</b> | <b>7,800</b>   | <b>2,173</b>                      | <b>5,935</b> |

28B. Comparative loss of life from tuberculosis, cancer, heart diseases, motor vehicles and other accidents and other causes of deaths: Females 2002

| All ages        | Deaths       |            |                |                                   |              | Average expectation of life | Years of life lost |              |                |                                   |              |
|-----------------|--------------|------------|----------------|-----------------------------------|--------------|-----------------------------|--------------------|--------------|----------------|-----------------------------------|--------------|
|                 | Tuberculosis | Neoplasms  | Heart diseases | Motor vehicle and other accidents | Other causes |                             | Tuberculosis       | Neoplasms    | Heart diseases | Motor vehicle and other accidents | Other causes |
| 0 - 4           | -            | -          | -              | -                                 | 14           | 78.98                       | -                  | -            | -              | -                                 | 1,106        |
| 5 - 14          | -            | 2          | -              | -                                 | -            | 73.43                       | -                  | 147          | -              | -                                 | -            |
| 15 - 24         | -            | -          | -              | 2                                 | 2            | 63.67                       | -                  | -            | 127            | 127                               | 127          |
| 25 - 44         | -            | 17         | 3              | 6                                 | 2            | 48.92                       | -                  | 832          | 147            | 293                               | 98           |
| 45 - 64         | -            | 91         | 48             | 5                                 | 32           | 29.89                       | -                  | 2,720        | 1,435          | 149                               | 956          |
| 65 - 74         | -            | 104        | 111            | 6                                 | 59           | 16.92                       | -                  | 1,760        | 1,878          | 101                               | 998          |
| 75 & Over       | -            | 105        | 520            | 33                                | 265          | 8.73                        | -                  | 917          | 4,540          | 288                               | 2,313        |
| <b>All Ages</b> | -            | <b>319</b> | <b>682</b>     | <b>52</b>                         | <b>374</b>   |                             | -                  | <b>6,376</b> | <b>8,000</b>   | <b>958</b>                        | <b>5,598</b> |

29. Death rates specific to gender and age group: 2001 - 2002

| Age group | Males |      | Females |      |
|-----------|-------|------|---------|------|
|           | 2001  | 2002 | 2001    | 2002 |
| All ages  | 7.8   | 8.4  | 7.4     | 7.3  |
| 0 - 4     | 1.5   | 1.3  | 0.9     | 1.4  |
| 5 - 9     | 0.2   | 0.2  | 0.1     | -    |
| 10 - 14   | 0.1   | 0.1  | 0.0     | 0.1  |
| 15 - 19   | 0.7   | 0.5  | 0.2     | 0.1  |
| 20 - 24   | 0.7   | 0.7  | 0.3     | 0.2  |
| 25 - 34   | 1.0   | 0.9  | 0.1     | 0.4  |
| 35 - 44   | 1.0   | 1.0  | 0.5     | 0.6  |
| 45 - 54   | 3.4   | 3.4  | 2.1     | 2.0  |
| 55 - 64   | 8.0   | 7.9  | 5.2     | 5.3  |
| 65 & Over | 56.6  | 60.6 | 43.9    | 41.6 |

30. Abridged life table: 2002

| Males  |       | Age | Females |       |
|--------|-------|-----|---------|-------|
| $l_x$  | $e_x$ |     | $l_x$   | $e_x$ |
| 10,000 | 75.78 | 0   | 10,000  | 80.48 |
| 9,955  | 75.20 | 1   | 9,922   | 80.11 |
| 9,950  | 74.16 | 2   | 9,922   | 79.11 |
| 9,941  | 73.23 | 3   | 9,922   | 78.11 |
| 9,936  | 72.26 | 4   | 9,922   | 77.11 |
| 9,932  | 71.29 | 5   | 9,922   | 75.76 |
| 9,924  | 66.35 | 10  | 9,922   | 71.11 |
| 9,917  | 61.39 | 15  | 9,915   | 66.16 |
| 9,891  | 56.55 | 20  | 9,912   | 61.18 |
| 9,858  | 51.73 | 25  | 9,901   | 56.24 |
| 9,803  | 47.01 | 30  | 9,883   | 51.34 |
| 9,775  | 42.13 | 35  | 9,857   | 46.47 |
| 9,740  | 37.28 | 40  | 9,824   | 41.62 |
| 9,683  | 32.48 | 45  | 9,794   | 36.74 |
| 9,570  | 27.84 | 50  | 9,707   | 32.04 |
| 9,364  | 23.39 | 55  | 9,514   | 27.64 |
| 9,062  | 19.09 | 60  | 9,326   | 23.15 |
| 8,583  | 15.02 | 65  | 8,979   | 18.95 |
| 7,575  | 11.68 | 70  | 8,493   | 14.89 |
| 6,151  | 8.81  | 75  | 7,518   | 11.49 |
| 4,440  | 6.24  | 80  | 6,112   | 8.57  |
| 2,359  | 4.53  | 85  | 4,295   | 6.13  |

The column  $l_x$  shows, for each sex, the number who would survive to exact age  $x$  out of 10000 born who were subject throughout their lives to the recorded age death rates of the period. Column  $e_x$  is the 'expectation of life', that is the average future lifetime which would be lived by persons aged exactly  $x$ , if likewise subject to those death rate

31. Expectation of life, 1870/72 to 1995 and 2002

| Age            | Abridged life tables at census years |         |         |         |         |      |      |      |      |      | Abridged table 2002 |
|----------------|--------------------------------------|---------|---------|---------|---------|------|------|------|------|------|---------------------|
|                | 1870-72                              | 1890-92 | 1910-12 | 1920-22 | 1930-32 | 1948 | 1957 | 1967 | 1985 | 1995 |                     |
| <b>Males</b>   |                                      |         |         |         |         |      |      |      |      |      |                     |
| 0              | 44.67                                | 41.16   | 43.42   | 45.88   | 41.35   | 55.7 | 65.7 | 67.5 | 70.8 | 74.9 | 75.8                |
| 1              | 55.67                                | 50.46   | 54.28   | 57.91   | 55.95   | 64.8 | 68.1 | 68.9 | 71.0 | 74.7 | 75.2                |
| 5              | 54.48                                | 59.16   | 58.40   | 59.48   | 58.19   | 61.8 | 64.4 | 65.3 | 67.2 | 70.9 | 71.3                |
| 10             | 53.47                                | 54.46   | 54.49   | 54.63   | 53.87   | 57.5 | 59.7 | 60.4 | 62.3 | 65.9 | 66.4                |
| 15             | 49.62                                | 50.18   | 50.01   | 50.22   | 49.36   | 52.9 | 54.8 | 55.5 | 57.4 | 61.0 | 61.4                |
| 20             | 45.96                                | 46.00   | 45.81   | 46.16   | 45.24   | 48.4 | 50.0 | 50.7 | 52.5 | 56.2 | 56.6                |
| 25             | 42.73                                | 41.98   | 41.62   | 42.33   | 41.19   | 44.1 | 45.3 | 45.6 | 47.7 | 51.4 | 51.7                |
| 35             | 34.04                                | 33.05   | 33.21   | 33.16   | 32.53   | 35.2 | 33.9 | 36.1 | 37.9 | 41.9 | 42.1                |
| 45             | 26.48                                | 24.92   | 24.99   | 25.05   | 24.19   | 26.4 | 26.7 | 26.9 | 28.2 | 32.4 | 32.5                |
| 55             | 19.07                                | 17.61   | 17.24   | 17.47   | 16.83   | 19.0 | 18.3 | 18.5 | 19.4 | 23.3 | 23.4                |
| 65             | 12.41                                | 10.82   | 10.74   | 11.12   | 10.39   | 12.8 | 11.7 | 11.9 | 12.3 | 15.3 | 15.0                |
| 75             | 7.05                                 | 5.97    | 6.17    | 6.60    | 5.51    | 8.2  | 6.7  | 6.8  | 7.4  | 9.1  | 8.8                 |
| <b>Females</b> |                                      |         |         |         |         |      |      |      |      |      |                     |
| 0              | 47.40                                | 42.80   | 44.74   | 45.23   | 43.46   | 57.7 | 68.9 | 71.6 | 76.0 | 79.5 | 80.5                |
| 1              | 55.73                                | 50.75   | 54.75   | 57.40   | 57.09   | 56.9 | 70.8 | 72.2 | 75.9 | 79.0 | 80.1                |
| 5              | 54.41                                | 59.08   | 58.55   | 59.52   | 59.41   | 63.5 | 67.1 | 68.5 | 71.9 | 75.1 | 75.8                |
| 10             | 53.76                                | 54.37   | 54.48   | 54.66   | 54.91   | 58.8 | 62.3 | 63.6 | 67.0 | 70.1 | 71.1                |
| 15             | 50.05                                | 50.20   | 50.16   | 50.34   | 50.43   | 54.2 | 57.4 | 58.7 | 62.1 | 65.1 | 66.2                |
| 20             | 46.38                                | 46.28   | 46.18   | 46.33   | 46.10   | 49.6 | 52.6 | 53.7 | 57.1 | 60.2 | 61.2                |
| 25             | 42.65                                | 42.30   | 41.94   | 42.55   | 41.89   | 45.2 | 47.8 | 48.8 | 52.2 | 55.3 | 56.2                |
| 35             | 33.97                                | 33.47   | 33.83   | 33.57   | 33.71   | 36.4 | 38.4 | 39.2 | 42.4 | 45.4 | 46.5                |
| 45             | 26.21                                | 25.64   | 25.46   | 25.45   | 25.68   | 27.9 | 29.1 | 29.8 | 32.8 | 35.6 | 36.7                |
| 55             | 18.20                                | 18.03   | 17.76   | 17.73   | 17.74   | 19.9 | 20.3 | 20.8 | 23.5 | 26.3 | 27.6                |
| 65             | 12.75                                | 11.24   | 11.23   | 11.19   | 10.92   | 13.5 | 13.0 | 13.2 | 15.1 | 17.5 | 19.0                |
| 75             | 7.13                                 | 6.32    | 6.15    | 6.55    | 5.93    | 8.7  | 7.5  | 7.2  | 8.6  | 10.2 | 11.5                |

32. Migrants yearly from 1993 - 2002

|     |     | Emigrants                             |        |                |        |       |       | Year | Returning emigrants                 |        |                |        |       |
|-----|-----|---------------------------------------|--------|----------------|--------|-------|-------|------|-------------------------------------|--------|----------------|--------|-------|
|     |     | Country of future permanent residence |        |                |        |       |       |      | Country of last permanent residence |        |                |        |       |
|     |     | Australia                             | Canada | United Kingdom | U.S.A. | Other | Total |      | Australia                           | Canada | United Kingdom | U.S.A. | Other |
| 31  | 8   | 10                                    | 12     | 5              | 66     | 1993  | 346   | 106  | 249                                 | 66     | 70             | 837    |       |
| 54  | 3   | 9                                     | 35     | 3              | 104    | 1994  | 262   | 108  | 233                                 | 78     | 80             | 761    |       |
| 55  | 3   | 10                                    | 36     | 3              | 107    | 1995  | 191   | 81   | 204                                 | 61     | 84             | 621    |       |
| 51  | ... | 43                                    | ...    | ...            | 94     | 1996  | 127   | 52   | 124                                 | 44     | 52             | 399    |       |
| 10  | ... | 63                                    | ...    | ...            | 73     | 1997  | 144   | 46   | 140                                 | 53     | 70             | 453    |       |
| 34  | ... | 87                                    | ...    | ...            | 121    | 1998  | 96    | 33   | 100                                 | 73     | 47             | 349    |       |
| 13  | ... | 54                                    | ...    | ...            | 67     | 1999  | 78    | 20   | 118                                 | 63     | 60             | 339    |       |
| ... | ... | 67                                    | ...    | ...            | 67     | 2000  | 89    | 19   | 147                                 | 61     | 134            | 450    |       |
| ... | ... | 73                                    | ...    | ...            | 73     | 2001  | 83    | 29   | 162                                 | 51     | 147            | 472    |       |
| ... | ... | 96                                    | ...    | ...            | 96     | 2002  | 36    | 15   | 152                                 | 58     | 121            | 382    |       |

**Source:** Emigrants: Up to 1995 figures supplied by Department of Labour. From 1996 figures partially supplied by respective embassies i.e. UK and Australia only. From the year 2000 only data from UK Embassy was received.

**Returned Emigrants:** The Customs Department.

**33. Emigrants classified by age group, sex and country of future permanent residence: 2002**

| Age group | Australia |     |     | United Kingdom |    |    | Total |    |    |
|-----------|-----------|-----|-----|----------------|----|----|-------|----|----|
|           | M         | F   | T   | M              | F  | T  | M     | F  | T  |
| 0 - 4     | ...       | ... | ... | 1              | -  | 1  | 1     | -  | 1  |
| 5 - 9     | ...       | ... | ... | 3              | 1  | 4  | 3     | 1  | 4  |
| 10 - 14   | ...       | ... | ... | -              | 1  | 1  | -     | 1  | 1  |
| 15 - 19   | ...       | ... | ... | -              | -  | -  | -     | -  | -  |
| 20 - 24   | ...       | ... | ... | 4              | 11 | 15 | 4     | 11 | 15 |
| 25 - 29   | ...       | ... | ... | 11             | 11 | 22 | 11    | 11 | 22 |
| 30 - 34   | ...       | ... | ... | 7              | 7  | 14 | 7     | 7  | 14 |
| 35 - 39   | ...       | ... | ... | 3              | 1  | 4  | 3     | 1  | 4  |
| 40 - 44   | ...       | ... | ... | 5              | 3  | 8  | 5     | 3  | 8  |
| 45 - 49   | ...       | ... | ... | 2              | 2  | 4  | 2     | 2  | 4  |
| 50 - 54   | ...       | ... | ... | 1              | 3  | 4  | 1     | 3  | 4  |
| 55 - 59   | ...       | ... | ... | 2              | 2  | 4  | 2     | 2  | 4  |
| 60 - 64   | ...       | ... | ... | 2              | 2  | 4  | 2     | 2  | 4  |
| 65 - 69   | ...       | ... | ... | -              | 1  | 1  | -     | 1  | 1  |
| 70 - 74   | ...       | ... | ... | 3              | 3  | 6  | 3     | 3  | 6  |
| 75 & Over | ...       | ... | ... | 2              | 2  | 4  | 2     | 2  | 4  |
| Total     | ...       | ... | ... | 46             | 50 | 96 | 46    | 50 | 96 |



34. Emigrants classified by month, country of destination and sex: 2002

| Month        | Australia |     |     | United Kingdom |           |           | Total     |           |           |
|--------------|-----------|-----|-----|----------------|-----------|-----------|-----------|-----------|-----------|
|              | M         | F   | T   | M              | F         | T         | M         | F         | T         |
| January      | ...       | ... | ... | 4              | 12        | 16        | 4         | 12        | 16        |
| February     | ...       | ... | ... | 7              | 8         | 15        | 7         | 8         | 15        |
| March        | ...       | ... | ... | 5              | 6         | 11        | 5         | 6         | 11        |
| April        | ...       | ... | ... | 1              | 2         | 3         | 1         | 2         | 3         |
| May          | ...       | ... | ... | 3              | 1         | 4         | 3         | 1         | 4         |
| June         | ...       | ... | ... | 1              | 6         | 7         | 1         | 6         | 7         |
| July         | ...       | ... | ... | 6              | 3         | 9         | 6         | 3         | 9         |
| August       | ...       | ... | ... | 3              | 2         | 5         | 3         | 2         | 5         |
| September    | ...       | ... | ... | 5              | 2         | 7         | 5         | 2         | 7         |
| October      | ...       | ... | ... | 7              | 2         | 9         | 7         | 2         | 9         |
| November     | ...       | ... | ... | 1              | 3         | 4         | 1         | 3         | 4         |
| December     | ...       | ... | ... | 3              | 3         | 6         | 3         | 3         | 6         |
| <b>Total</b> | ...       | ... | ... | <b>46</b>      | <b>50</b> | <b>96</b> | <b>46</b> | <b>50</b> | <b>96</b> |

**35. Emigrants classified by occupation, country of destination  
and sex: 2002 ...**

| Occupation                                                   | Australia |     |     | United Kingdom |           |           | Total    |           |           |
|--------------------------------------------------------------|-----------|-----|-----|----------------|-----------|-----------|----------|-----------|-----------|
|                                                              | M         | F   | T   | M              | F         | T         | M        | F         | T         |
| <b>Legislators, Senior Officials &amp; Managers</b>          | ...       | ... | ... | <b>3</b>       | <b>6</b>  | <b>9</b>  | <b>3</b> | <b>6</b>  | <b>9</b>  |
| Directors and chief executives                               | ...       | ... | ... | 1              | -         | 1         | 1        | -         | 1         |
| Department managers                                          | ...       | ... | ... | 2              | 2         | 4         | 2        | 2         | 4         |
| General managers                                             | ...       | ... | ... | -              | 4         | 4         | -        | 4         | 4         |
| <b>Professionals</b>                                         | ...       | ... | ... | <b>4</b>       | <b>10</b> | <b>14</b> | <b>4</b> | <b>10</b> | <b>14</b> |
| Architects, engineers and related professionals              | ...       | ... | ... | -              | 1         | 1         | -        | -         | -         |
| Nursing & midwifery professionals                            | ...       | ... | ... | 1              | 3         | 4         | -        | -         | -         |
| Social science and related professionals                     | ...       | ... | ... | 1              | 3         | 4         | 1        | 4         | 5         |
| Legal professionals                                          | ...       | ... | ... | -              | 1         | 1         | -        | -         | -         |
| Business professionals                                       | ...       | ... | ... | 1              | 2         | 3         | 2        | -         | 2         |
| Writers and creative or performing artists                   | ...       | ... | ... | 1              | -         | 1         | 1        | 1         | 2         |
| Religious professional                                       | ...       | ... | ... | -              | -         | -         | -        | -         | -         |
| <b>Technicians &amp; Associate Professionals</b>             | ...       | ... | ... | <b>7</b>       | <b>1</b>  | <b>8</b>  | <b>7</b> | <b>1</b>  | <b>8</b>  |
| Physical and engineering science technicians                 | ...       | ... | ... | 5              | -         | 5         | 5        | -         | 5         |
| Nursing and midwifery associate professionals                | ...       | ... | ... | -              | 1         | 1         | -        | 1         | 1         |
| Administrative associate professionals                       | ...       | ... | ... | -              | -         | -         | -        | -         | -         |
| Ship & Aircraft Controllers & Technicians                    | ...       | ... | ... | 2              | -         | 2         | 2        | -         | 2         |
| <b>Clerks</b>                                                | ...       | ... | ... | <b>3</b>       | <b>5</b>  | <b>8</b>  | <b>3</b> | <b>5</b>  | <b>8</b>  |
| Secretaries and keyboard operating clerks                    | ...       | ... | ... | -              | 2         | 2         | -        | 2         | 2         |
| Office clerks                                                | ...       | ... | ... | 2              | 2         | 4         | 2        | 2         | 4         |
| Client information clerks                                    | ...       | ... | ... | 1              | 1         | 2         | 1        | 1         | 2         |
| Material-recording and transport clerks                      | ...       | ... | ... | -              | -         | -         | -        | -         | -         |
| Cashiers, tellers and related clerks                         | ...       | ... | ... | -              | -         | -         | -        | -         | -         |
| <b>Service workers &amp; shop &amp; market sales workers</b> | ...       | ... | ... | <b>5</b>       | <b>4</b>  | <b>9</b>  | <b>5</b> | <b>4</b>  | <b>9</b>  |
| Housekeeping and restaurant service workers                  | ...       | ... | ... | 2              | -         | 2         | 2        | -         | 2         |
| Other personal services workers                              | ...       | ... | ... | 2              | -         | 2         | 2        | -         | 2         |
| Protective services workers                                  | ...       | ... | ... | 1              | -         | 1         | 1        | -         | 1         |
| Shop salespersons and demonstrators                          | ...       | ... | ... | -              | 4         | 4         | -        | 4         | 4         |

... 35. Emigrants classified by occupation, country of destination  
and sex: 2002

| Occupation                                            | Australia |     |     | United Kingdom |    |    | Total |    |    |
|-------------------------------------------------------|-----------|-----|-----|----------------|----|----|-------|----|----|
|                                                       | M         | F   | T   | M              | F  | T  | M     | F  | T  |
| <b>Craft &amp; related trades workers</b>             | ...       | ... | ... | 1              | -  | 1  | 1     | -  | 1  |
| Building frame and related trades workers             | ...       | ... | ... | 1              | -  | 1  | 1     | -  | 1  |
| Building finishers and related trades workers         | ...       | ... | ... | -              | -  | -  | -     | -  | -  |
| Food processing and related trades workers            | ...       | ... | ... | -              | -  | -  | -     | -  | -  |
| <b>Plant &amp; Machine Operators &amp; Assemblers</b> | ...       | ... | ... | 2              | -  | 2  | 2     | -  | 2  |
| Machine operators                                     | ...       | ... | ... | 1              | -  | 1  | 1     | -  | 1  |
| Motor-vehicle drivers                                 | ...       | ... | ... | 1              | -  | 1  | 1     | -  | 1  |
| <b>Elementary occupations</b>                         | ...       | ... | ... | 1              | -  | 1  | 1     | -  | 1  |
| Manufacturing labourers                               | ...       | ... | ... | -              | -  | -  | -     | -  | -  |
| Domestic and related helpers, cleaners and launderers | ...       | ... | ... | 1              | -  | 1  | 1     | -  | 1  |
| <b>Armed Forces</b>                                   | ...       | ... | ... | 1              | -  | 1  | 1     | -  | 1  |
| <b>Not Gainfully Occupied</b>                         | ...       | ... | ... | 19             | 24 | 43 | 19    | 24 | 43 |
| Children under 14 years                               | ...       | ... | ... | 4              | 1  | 5  | 4     | 1  | 5  |
| Students                                              | ...       | ... | ... | -              | 3  | 3  | -     | 3  | 3  |
| Housewives                                            | ...       | ... | ... | -              | 8  | 8  | -     | 8  | 8  |
| Unemployed/seeking work                               | ...       | ... | ... | 8              | 4  | 12 | 8     | 4  | 12 |
| Retired                                               | ...       | ... | ... | 7              | 8  | 15 | 7     | 8  | 15 |
| <b>Total</b>                                          | ...       | ... | ... | 46             | 50 | 96 | 46    | 50 | 96 |

36. Emigrants classified by socio-economic groups, age group and gender: 2002 ...

| Socio-economic group                                 | Sex | Age group |     |       |       |       |       |       |       |       |       |       | Total |       |           |   |    |
|------------------------------------------------------|-----|-----------|-----|-------|-------|-------|-------|-------|-------|-------|-------|-------|-------|-------|-----------|---|----|
|                                                      |     | 0/4       | 5/9 | 10/14 | 15/19 | 20/24 | 25/29 | 30/34 | 35/39 | 40/44 | 45/49 | 50/54 |       | 55/59 | 60 & over |   |    |
| 1. Legislators, senior officials and managers        | M   | -         | -   | -     | -     | -     | 1     | 2     | -     | -     | -     | -     | -     | -     | -         | - | 3  |
|                                                      | F   | -         | -   | -     | -     | 2     | 2     | 1     | -     | -     | -     | -     | -     | -     | -         | - | 6  |
|                                                      | T   | -         | -   | -     | -     | 2     | 3     | 3     | -     | -     | -     | -     | -     | -     | -         | - | 9  |
| 2. Professionals                                     | M   | -         | -   | -     | -     | -     | 2     | 2     | -     | -     | -     | -     | -     | -     | -         | - | 4  |
|                                                      | F   | -         | -   | -     | -     | -     | 5     | 2     | -     | -     | 1     | -     | -     | -     | -         | - | 10 |
|                                                      | T   | -         | -   | -     | -     | -     | 7     | 4     | -     | -     | 1     | -     | -     | -     | -         | - | 14 |
| 3. Technicians and Associate Professionals           | M   | -         | -   | -     | -     | 1     | 2     | 2     | -     | 1     | 1     | -     | -     | -     | -         | - | 7  |
|                                                      | F   | -         | -   | -     | -     | 1     | -     | -     | -     | -     | -     | -     | -     | -     | -         | - | 1  |
|                                                      | T   | -         | -   | -     | -     | 2     | 2     | 2     | -     | 1     | 1     | -     | -     | -     | -         | - | 8  |
| 4. Clerks                                            | M   | -         | -   | -     | -     | -     | -     | -     | -     | -     | -     | -     | 2     | -     | -         | - | 3  |
|                                                      | F   | -         | -   | -     | -     | 2     | 1     | -     | -     | 1     | -     | -     | 1     | -     | -         | - | 5  |
|                                                      | T   | -         | -   | -     | -     | 2     | 1     | -     | -     | 3     | -     | -     | 2     | -     | -         | - | 8  |
| 5. Service workers and shop and market sales workers | M   | -         | -   | -     | -     | 1     | 2     | -     | -     | -     | 1     | -     | -     | 1     | -         | - | 5  |
|                                                      | F   | -         | -   | -     | -     | 1     | 1     | 2     | -     | -     | -     | -     | -     | -     | -         | - | 4  |
|                                                      | T   | -         | -   | -     | -     | 2     | 3     | 2     | -     | -     | 1     | -     | -     | -     | -         | - | 9  |
| 6. Skilled Agricultural and fishery workers          | M   | -         | -   | -     | -     | -     | -     | -     | -     | -     | -     | -     | -     | -     | -         | - | -  |
|                                                      | F   | -         | -   | -     | -     | -     | -     | -     | -     | -     | -     | -     | -     | -     | -         | - | -  |
|                                                      | T   | -         | -   | -     | -     | -     | -     | -     | -     | -     | -     | -     | -     | -     | -         | - | -  |

... 36. Emigrants classified by socio-economic groups, age group and gender: 2002

| Socio-economic group                          | X<br>S   | Age group |          |          |          |           |           |           |          |          |          |          | Total    |           |           |           |    |
|-----------------------------------------------|----------|-----------|----------|----------|----------|-----------|-----------|-----------|----------|----------|----------|----------|----------|-----------|-----------|-----------|----|
|                                               |          | 0/4       | 5/9      | 10/14    | 15/19    | 20/24     | 25/29     | 30/34     | 35/39    | 40/44    | 45/49    | 50/54    |          | 55/59     | 60 & Over |           |    |
| 7. Craft and related trades workers           | M        | -         | -        | -        | -        | -         | 1         | -         | -        | -        | -        | -        | -        | -         | -         | -         | 1  |
|                                               | F        | -         | -        | -        | -        | -         | -         | -         | -        | -        | -        | -        | -        | -         | -         | -         | -  |
|                                               | T        | -         | -        | -        | -        | -         | 1         | -         | -        | -        | -        | -        | -        | -         | -         | -         | 1  |
| 8. Plant and machine operators and assemblers | M        | -         | -        | -        | -        | 1         | 1         | -         | -        | -        | -        | -        | -        | -         | -         | -         | 2  |
|                                               | F        | -         | -        | -        | -        | -         | -         | -         | -        | -        | -        | -        | -        | -         | -         | -         | -  |
|                                               | T        | -         | -        | -        | -        | 1         | 1         | -         | -        | -        | -        | -        | -        | -         | -         | -         | 2  |
| 9. Elementary Occupation                      | M        | -         | -        | -        | -        | -         | -         | -         | -        | -        | -        | -        | -        | -         | -         | 1         | 1  |
|                                               | F        | -         | -        | -        | -        | -         | -         | -         | -        | -        | -        | -        | -        | -         | -         | -         | -  |
|                                               | T        | -         | -        | -        | -        | -         | -         | -         | -        | -        | -        | -        | -        | -         | -         | 1         | 1  |
| 10. Armed Forces                              | M        | -         | -        | -        | -        | -         | 1         | -         | -        | -        | -        | -        | -        | -         | -         | -         | 1  |
|                                               | F        | -         | -        | -        | -        | -         | -         | -         | -        | -        | -        | -        | -        | -         | -         | -         | -  |
|                                               | T        | -         | -        | -        | -        | -         | 1         | -         | -        | -        | -        | -        | -        | -         | -         | -         | 1  |
| 11. Not Gainfully Occupied                    | M        | 1         | 3        | -        | -        | 1         | 1         | 1         | 2        | 2        | 1        | 1        | 2        | 2         | 6         | 2         | 19 |
|                                               | F        | -         | 1        | 1        | -        | 5         | 2         | 2         | 2        | 1        | -        | -        | 2        | 2         | 8         | 2         | 24 |
|                                               | T        | 1         | 4        | 1        | -        | 6         | 3         | 3         | 4        | 2        | -        | -        | 4        | 4         | 14        | 4         | 43 |
| <b>Total</b>                                  | <b>M</b> | <b>1</b>  | <b>3</b> | <b>-</b> | <b>-</b> | <b>4</b>  | <b>11</b> | <b>7</b>  | <b>5</b> | <b>2</b> | <b>1</b> | <b>3</b> | <b>2</b> | <b>7</b>  | <b>7</b>  | <b>46</b> |    |
|                                               | <b>F</b> | <b>-</b>  | <b>1</b> | <b>1</b> | <b>-</b> | <b>11</b> | <b>11</b> | <b>7</b>  | <b>3</b> | <b>2</b> | <b>3</b> | <b>1</b> | <b>2</b> | <b>8</b>  | <b>2</b>  | <b>50</b> |    |
|                                               | <b>T</b> | <b>1</b>  | <b>4</b> | <b>1</b> | <b>-</b> | <b>15</b> | <b>22</b> | <b>14</b> | <b>8</b> | <b>4</b> | <b>4</b> | <b>4</b> | <b>4</b> | <b>15</b> | <b>4</b>  | <b>96</b> |    |

**37. Emigrants classified by region, district and locality  
sex and country of destination: 2002 ...**

| Region and locality              | Australia |     |     | United Kingdom |           |           | Total     |           |           |
|----------------------------------|-----------|-----|-----|----------------|-----------|-----------|-----------|-----------|-----------|
|                                  | M         | F   | T   | M              | F         | T         | M         | F         | T         |
| <b>Maltese Islands</b>           | ...       | ... | ... | <b>46</b>      | <b>50</b> | <b>96</b> | <b>46</b> | <b>50</b> | <b>96</b> |
| <b>Malta</b>                     | ...       | ... | ... | <b>45</b>      | <b>50</b> | <b>95</b> | <b>45</b> | <b>50</b> | <b>95</b> |
| <b>Gozo &amp; Comino</b>         | ...       | ... | ... | <b>1</b>       | <b>-</b>  | <b>1</b>  | <b>1</b>  | <b>-</b>  | <b>1</b>  |
| <b>Southern Harbour District</b> | ...       | ... | ... | <b>8</b>       | <b>10</b> | <b>18</b> | <b>8</b>  | <b>10</b> | <b>18</b> |
| Valletta                         | ...       | ... | ... | 1              | 3         | 4         | 1         | 3         | 4         |
| Birgu                            | ...       | ... | ... | 1              | -         | 1         | 1         | -         | 1         |
| Isla                             | ...       | ... | ... | 1              | -         | 1         | 1         | -         | 1         |
| Bormla                           | ...       | ... | ... | -              | -         | -         | -         | -         | -         |
| Żabbar                           | ...       | ... | ... | 1              | 1         | 2         | 1         | 1         | 2         |
| Fgura                            | ...       | ... | ... | -              | -         | -         | -         | -         | -         |
| Floriana                         | ...       | ... | ... | -              | 1         | 1         | -         | 1         | 1         |
| Kalkara                          | ...       | ... | ... | -              | 1         | 1         | -         | 1         | 1         |
| Luqa                             | ...       | ... | ... | -              | 1         | 1         | -         | 1         | 1         |
| Marsa                            | ...       | ... | ... | 2              | 2         | 4         | 2         | 2         | 4         |
| Paola                            | ...       | ... | ... | 1              | 1         | 2         | 1         | 1         | 2         |
| Santa Luċija                     | ...       | ... | ... | -              | -         | -         | -         | -         | -         |
| Tarxien                          | ...       | ... | ... | 1              | -         | 1         | 1         | -         | 1         |
| Xgħajra                          | ...       | ... | ... | -              | -         | -         | -         | -         | -         |
| <b>Northern Harbour District</b> | ...       | ... | ... | <b>12</b>      | <b>22</b> | <b>34</b> | <b>12</b> | <b>22</b> | <b>34</b> |
| Qormi                            | ...       | ... | ... | 2              | 1         | 3         | 2         | 1         | 3         |
| B'Kara                           | ...       | ... | ... | 1              | 2         | 3         | 1         | 2         | 3         |
| Gżira                            | ...       | ... | ... | 3              | 4         | 7         | 3         | 4         | 7         |
| Ħamrun                           | ...       | ... | ... | -              | -         | -         | -         | -         | -         |
| Msida                            | ...       | ... | ... | 1              | 3         | 4         | 1         | 3         | 4         |
| Pembroke                         | ...       | ... | ... | -              | -         | -         | -         | -         | -         |
| Pieta                            | ...       | ... | ... | 1              | -         | 1         | 1         | -         | 1         |
| San Ġiljan                       | ...       | ... | ... | -              | 1         | 1         | -         | 1         | 1         |
| San Ġwann                        | ...       | ... | ... | -              | 1         | 1         | -         | 1         | 1         |
| St. Venera                       | ...       | ... | ... | 2              | 1         | 3         | 2         | 1         | 3         |
| Sliema                           | ...       | ... | ... | 2              | 4         | 6         | 2         | 4         | 6         |
| Swieqi                           | ...       | ... | ... | -              | 5         | 5         | -         | 5         | 5         |
| <b>South Eastern District</b>    | ...       | ... | ... | <b>6</b>       | <b>3</b>  | <b>9</b>  | <b>6</b>  | <b>3</b>  | <b>9</b>  |
| Żejtun                           | ...       | ... | ... | 1              | -         | 1         | 1         | -         | 1         |
| Birżebbuġia                      | ...       | ... | ... | 2              | 2         | 4         | 2         | 2         | 4         |
| Gudja                            | ...       | ... | ... | -              | -         | -         | -         | -         | -         |
| Għaxaq                           | ...       | ... | ... | -              | -         | -         | -         | -         | -         |
| Kirkop                           | ...       | ... | ... | -              | -         | -         | -         | -         | -         |
| M'Scala                          | ...       | ... | ... | 2              | 1         | 3         | 2         | 1         | 3         |
| M'Xlokk                          | ...       | ... | ... | -              | -         | -         | -         | -         | -         |

... 37. Emigrants classified by region and locality  
sex and country of destination: 2002

| Region and locality      | Australia |     |     | United Kingdom |           |           | Total     |           |           |
|--------------------------|-----------|-----|-----|----------------|-----------|-----------|-----------|-----------|-----------|
|                          | M         | F   | T   | M              | F         | T         | M         | F         | T         |
| Mqabba                   | ...       | ... | ... | -              | -         | -         | -         | -         | -         |
| Qrendi                   | ...       | ... | ... | -              | -         | -         | -         | -         | -         |
| Safi                     | ...       | ... | ... | -              | -         | -         | -         | -         | -         |
| Żurrieq                  | ...       | ... | ... | 1              | -         | 1         | 1         | -         | 1         |
| <b>Western District</b>  | ...       | ... | ... | <b>12</b>      | <b>6</b>  | <b>18</b> | <b>12</b> | <b>6</b>  | <b>18</b> |
| Mdina                    | ...       | ... | ... | 1              | -         | 1         | 1         | -         | 1         |
| Żebbuġ (Malta)           | ...       | ... | ... | 2              | 1         | 3         | 2         | 1         | 3         |
| Siġġiewi                 | ...       | ... | ... | -              | -         | -         | -         | -         | -         |
| Attard                   | ...       | ... | ... | 3              | 3         | 6         | 3         | 3         | 6         |
| Balzan                   | ...       | ... | ... | 1              | 1         | 2         | 1         | 1         | 2         |
| Dingli                   | ...       | ... | ... | -              | 1         | 1         | -         | 1         | 1         |
| Iklin                    | ...       | ... | ... | -              | -         | -         | -         | -         | -         |
| Lija                     | ...       | ... | ... | 1              | -         | 1         | 1         | -         | 1         |
| Rabat (Malta)            | ...       | ... | ... | 3              | -         | 3         | 3         | -         | 3         |
| Mtarfa                   | ...       | ... | ... | 1              | -         | 1         | 1         | -         | 1         |
| <b>Northern District</b> | ...       | ... | ... | <b>7</b>       | <b>9</b>  | <b>16</b> | <b>7</b>  | <b>9</b>  | <b>16</b> |
| Għargħur                 | ...       | ... | ... | -              | -         | -         | -         | -         | -         |
| Mellieħa                 | ...       | ... | ... | 4              | 3         | 7         | 4         | 3         | 7         |
| Mġarr                    | ...       | ... | ... | -              | -         | -         | -         | -         | -         |
| Mosta                    | ...       | ... | ... | -              | 1         | 1         | -         | 1         | 1         |
| Naxxar                   | ...       | ... | ... | 1              | 3         | 4         | 1         | 3         | 4         |
| San Pawl il-Baħar        | ...       | ... | ... | 2              | 2         | 4         | 2         | 2         | 4         |
| <b>Gozo and Comino</b>   | ...       | ... | ... | <b>1</b>       | <b>-</b>  | <b>1</b>  | <b>1</b>  | <b>-</b>  | <b>1</b>  |
| Rabat                    | ...       | ... | ... | -              | -         | -         | -         | -         | -         |
| Fontana                  | ...       | ... | ... | -              | -         | -         | -         | -         | -         |
| Għajsielem and Comino    | ...       | ... | ... | -              | -         | -         | -         | -         | -         |
| Għarb                    | ...       | ... | ... | -              | -         | -         | -         | -         | -         |
| Għasri                   | ...       | ... | ... | -              | -         | -         | -         | -         | -         |
| Kerċem                   | ...       | ... | ... | -              | -         | -         | -         | -         | -         |
| Munxar                   | ...       | ... | ... | -              | -         | -         | -         | -         | -         |
| Nadur                    | ...       | ... | ... | -              | -         | -         | -         | -         | -         |
| Qala                     | ...       | ... | ... | -              | -         | -         | -         | -         | -         |
| San Lawrenz              | ...       | ... | ... | -              | -         | -         | -         | -         | -         |
| Sannat                   | ...       | ... | ... | -              | -         | -         | -         | -         | -         |
| Xagħra                   | ...       | ... | ... | -              | -         | -         | -         | -         | -         |
| Xewkija                  | ...       | ... | ... | 1              | -         | 1         | 1         | -         | 1         |
| Żebbuġ (Gozo)            | ...       | ... | ... | -              | -         | -         | -         | -         | -         |
| <b>Total</b>             | ...       | ... | ... | <b>46</b>      | <b>50</b> | <b>96</b> | <b>46</b> | <b>50</b> | <b>96</b> |

**38. Emigrants by socio-economic groups as percentage  
of the total for years 1998 - 2002**

| <b>Socio-economic group</b>                          | <b>1998</b>  | <b>1999</b>  | <b>2000</b>  | <b>2001</b>  | <b>2002</b>  |
|------------------------------------------------------|--------------|--------------|--------------|--------------|--------------|
| 1. Legislators, Senior Officials and Managers        | 5.0          | 9.0          | 11.9         | 1.4          | 9.4          |
| 2. Professionals                                     | 8.2          | 7.5          | 10.5         | 12.3         | 14.6         |
| 3. Technical and Associate Professionals             | 5.8          | 17.9         | 7.5          | 8.2          | 8.3          |
| 4. Clerks                                            | 9.9          | 14.9         | 9.0          | 8.2          | 8.3          |
| 5. Service workers and shop and market sales workers | 14.0         | 9.0          | 7.5          | 15.1         | 9.4          |
| 6. Skilled Agricultural and Fishery Workers          | -            | -            | 1.5          | 1.4          | -            |
| 7. Craft and related trades workers                  | 5.8          | 6.0          | 9.0          | 1.4          | 1.1          |
| 8. Plant and Machine Operators Assemblers            | 3.3          |              | 1.5          | 4.1          | 2.1          |
| 9. Elementary occupations                            | 1.7          | 1.5          | 1.5          | 2.7          | 1.0          |
| 10. Armed Forces                                     | -            | 1.5          | -            | 1.4          | 1.0          |
| 11. Not gainfully occupied                           | 46.3         | 32.7         | 40.1         | 43.8         | 44.8         |
| <b>Total</b>                                         | <b>100.0</b> | <b>100.0</b> | <b>100.0</b> | <b>100.0</b> | <b>100.0</b> |



39. Returning migrants classified by month, country of last residence and sex: 2002

| Month     | Australia |    |    | Canada |   |    | United Kingdom |    |     | U.S.A. |    |    | Italy |   |    | Other european |    |    | Other countries |    |    | Total |    |    |     |     |     |
|-----------|-----------|----|----|--------|---|----|----------------|----|-----|--------|----|----|-------|---|----|----------------|----|----|-----------------|----|----|-------|----|----|-----|-----|-----|
|           | M         | F  | T  | M      | F | T  | M              | F  | T   | M      | F  | T  | M     | F | T  | M              | F  | T  | M               | F  | T  | M     | F  | T  |     |     |     |
| January   | 1         | 2  | 3  | 1      | - | 1  | 1              | 1  | 2   | 1      | 1  | 2  | -     | - | -  | 1              | 1  | 2  | 1               | 1  | 2  | 1     | 1  | 2  | 6   | 8   | 14  |
| February  | 1         | -  | 1  | -      | 1 | 1  | 2              | -  | 2   | -      | -  | 2  | -     | 1 | 1  | 1              | -  | 1  | 4               | 1  | 5  | 4     | 1  | 5  | 12  | 6   | 18  |
| March     | 1         | 2  | 3  | -      | - | -  | 2              | 1  | 3   | 1      | -  | 3  | -     | - | 1  | 3              | -  | 3  | 1               | 2  | 3  | 1     | 2  | 3  | 20  | 9   | 29  |
| April     | 3         | -  | 3  | -      | - | -  | 2              | 2  | 4   | 1      | -  | 4  | 2     | 4 | 6  | 2              | 4  | 6  | 5               | 6  | 11 | 5     | 6  | 11 | 20  | 20  | 40  |
| May       | 6         | 3  | 9  | -      | - | -  | 2              | 4  | 6   | -      | -  | 6  | -     | - | -  | 2              | 1  | 3  | 7               | 6  | 13 | 7     | 6  | 13 | 22  | 22  | 44  |
| June      | 2         | -  | 2  | 3      | 2 | 5  | 6              | 6  | 12  | 2      | -  | 2  | 2     | - | 2  | 2              | -  | 2  | 5               | 1  | 6  | 5     | 1  | 6  | 29  | 15  | 44  |
| July      | 4         | 1  | 5  | 1      | 1 | 2  | 10             | 9  | 19  | 5      | 4  | 9  | 2     | 5 | 7  | 2              | 5  | 7  | 1               | 1  | 2  | 1     | 1  | 2  | 33  | 30  | 63  |
| August    | 4         | 1  | 5  | 1      | - | 1  | -              | 1  | 1   | -      | 2  | 2  | 4     | 1 | 5  | 4              | 1  | 5  | 6               | 4  | 10 | 6     | 4  | 10 | 19  | 16  | 35  |
| September | 1         | -  | 1  | 1      | 1 | 2  | 11             | 9  | 20  | 2      | -  | 3  | 2     | - | 2  | 1              | 2  | 3  | 5               | 1  | 6  | 5     | 1  | 6  | 23  | 14  | 37  |
| October   | -         | 2  | 2  | -      | - | -  | 10             | 8  | 18  | 2      | 3  | 5  | -     | - | -  | 2              | 1  | 3  | -               | -  | 0  | -     | -  | 0  | 14  | 14  | 28  |
| November  | 2         | -  | 2  | 1      | 1 | 2  | 5              | 3  | 8   | -      | -  | -  | -     | - | -  | 3              | 2  | 5  | 2               | -  | 2  | 2     | -  | 2  | 13  | 6   | 19  |
| December  | -         | -  | -  | 1      | - | 1  | 4              | 2  | 6   | 1      | -  | 1  | 1     | - | 1  | -              | -  | -  | 1               | 1  | 2  | 1     | 1  | 2  | 8   | 3   | 11  |
|           | 25        | 11 | 36 | 9      | 6 | 15 | 82             | 70 | 152 | 30     | 28 | 58 | 12    | 7 | 19 | 23             | 17 | 40 | 38              | 24 | 62 | 38    | 24 | 62 | 219 | 163 | 382 |

40. Returning migrants classified by age group, gender and country of last residence: 2002

| Age group    | Australia |           |           | Canada   |          |           | U.K.      |           |            | U.S.A.    |           |           | Italy     |          |           | Other european |           |           | Other countries |           |           | Total      |            |            |
|--------------|-----------|-----------|-----------|----------|----------|-----------|-----------|-----------|------------|-----------|-----------|-----------|-----------|----------|-----------|----------------|-----------|-----------|-----------------|-----------|-----------|------------|------------|------------|
|              | M         | F         | T         | M        | F        | T         | M         | F         | T          | M         | F         | T         | M         | F        | T         | M              | F         | T         | M               | F         | T         | M          | F          | T          |
|              |           |           |           |          |          |           |           |           |            |           |           |           |           |          |           |                |           |           |                 |           |           |            |            |            |
| 0 - 4        | -         | -         | -         | -        | -        | 2         | 1         | 1         | 2          | -         | -         | -         | -         | -        | -         | -              | -         | -         | -               | -         | -         | -          | -          | -          |
| 5 - 9        | -         | -         | -         | 1        | -        | 4         | 1         | 3         | 4          | 2         | -         | 2         | 1         | 2        | 3         | 1              | -         | 1         | 1               | 2         | 3         | 1          | -          | 1          |
| 10 - 14      | 1         | -         | 1         | -        | -        | -         | -         | -         | -          | -         | -         | -         | -         | 3        | 3         | -              | -         | -         | -               | 3         | 3         | 1          | -          | 1          |
| 15 - 19      | 2         | -         | 2         | -        | -        | -         | -         | -         | -          | -         | -         | -         | -         | -        | -         | -              | -         | -         | -               | -         | -         | 2          | 1          | 3          |
| 20 - 24      | 1         | -         | 1         | -        | -        | 4         | 1         | 3         | 4          | -         | 1         | 1         | 1         | -        | 1         | -              | -         | -         | -               | -         | -         | 5          | 2          | 7          |
| 25 - 29      | -         | 1         | 1         | -        | -        | 21        | 14        | 7         | 21         | 1         | 2         | 3         | 3         | 1        | 4         | 3              | 1         | 4         | 3               | 1         | 4         | 4          | 4          | 8          |
| 30 - 34      | 1         | 2         | 3         | -        | -        | 17        | 7         | 10        | 17         | 2         | 3         | 5         | 4         | 1        | 5         | 6              | 3         | 9         | 2               | 3         | 5         | 2          | 3          | 5          |
| 35 - 39      | 3         | 1         | 4         | -        | 1        | 16        | 8         | 8         | 16         | 4         | 8         | 12        | 1         | -        | 1         | 3              | -         | 3         | 3               | -         | 3         | 3          | -          | 3          |
| 40 - 44      | 3         | 1         | 4         | 1        | 1        | 2         | 4         | 5         | 9          | 11        | 1         | 12        | -         | 1        | 1         | 3              | 4         | 7         | 3               | 4         | 7         | 3          | 2          | 5          |
| 45 - 49      | 1         | 1         | 2         | 1        | -        | 12        | 6         | 6         | 12         | 1         | 3         | 4         | -         | 1        | 1         | 2              | 1         | 3         | 2               | 1         | 3         | 1          | 4          | 5          |
| 50 - 54      | 1         | 1         | 2         | 1        | 3        | 4         | 5         | 7         | 12         | 2         | 6         | 8         | 2         | 1        | 3         | 3              | 2         | 5         | 3               | 2         | 5         | 5          | 2          | 7          |
| 55 - 59      | 4         | 3         | 7         | 1        | 1        | 17        | 10        | 7         | 17         | 4         | -         | 4         | -         | -        | -         | 1              | -         | 1         | 1               | -         | 1         | 3          | 1          | 4          |
| 60 - 64      | 4         | -         | 4         | 2        | -        | 17        | 12        | 5         | 17         | 2         | 1         | 3         | -         | 1        | 1         | -              | -         | -         | -               | -         | -         | 4          | 3          | 7          |
| 65 - 69      | 1         | -         | 1         | 1        | -        | 17        | 11        | 6         | 17         | -         | 2         | 2         | -         | -        | -         | 1              | -         | 1         | -               | -         | -         | 3          | -          | 3          |
| 70 - 74      | 2         | 1         | 3         | -        | -        | 1         | -         | 1         | 1          | 1         | -         | 1         | -         | -        | -         | -              | -         | -         | -               | -         | -         | -          | 2          | 2          |
| 75 & Over    | 1         | -         | 1         | 1        | -        | 3         | 2         | 1         | 3          | -         | 1         | 1         | -         | 1        | 1         | -              | 1         | 1         | -               | 1         | 1         | 1          | -          | 1          |
| <b>Total</b> | <b>25</b> | <b>11</b> | <b>36</b> | <b>9</b> | <b>6</b> | <b>15</b> | <b>82</b> | <b>70</b> | <b>152</b> | <b>30</b> | <b>28</b> | <b>58</b> | <b>12</b> | <b>7</b> | <b>19</b> | <b>23</b>      | <b>17</b> | <b>40</b> | <b>38</b>       | <b>24</b> | <b>62</b> | <b>219</b> | <b>163</b> | <b>382</b> |

41. Returning migrants classified by age groups, sex and duration of stay in the country of last residence: 2002

| Length of stay :<br>years | Australia |           | Canada   |          | UK        |           | USA       |           | Italy     |          | Other european |           | Other countries |           | Total      |            |
|---------------------------|-----------|-----------|----------|----------|-----------|-----------|-----------|-----------|-----------|----------|----------------|-----------|-----------------|-----------|------------|------------|
|                           | M         | F         | M        | F        | M         | F         | M         | F         | M         | F        | M              | F         | M               | F         | M          | F          |
|                           | 0 - 4     | 4         | 1        | -        | 1         | 28        | 27        | 3         | 4         | 7        | 1              | 14        | 9               | 20        | 9          | 76         |
| 5 - 9                     | -         | 1         | -        | -        | 8         | 9         | 4         | 4         | 3         | -        | 5              | 4         | 4               | 4         | 24         | 22         |
| 10 - 14                   | 5         | 3         | -        | -        | 3         | 1         | 3         | 1         | -         | 2        | 2              | 1         | 1               | 1         | 14         | 9          |
| 15 - 19                   | 2         | -         | 2        | 2        | 6         | 1         | 8         | 7         | 1         | -        | -              | -         | -               | 2         | 19         | 12         |
| 20 - 24                   | 5         | 1         | -        | -        | 1         | 6         | 2         | 2         | 1         | -        | 1              | -         | 2               | 2         | 12         | 11         |
| 25 - 29                   | -         | -         | 1        | -        | 5         | 6         | 3         | 3         | -         | 2        | -              | 1         | 3               | 1         | 12         | 13         |
| 30 - 34                   | 1         | -         | 1        | 1        | 8         | 7         | 2         | -         | -         | -        | -              | 1         | 3               | 1         | 15         | 10         |
| 35 - 39                   | 2         | 4         | -        | 1        | 6         | 6         | 2         | 3         | -         | 1        | 1              | -         | 3               | 3         | 14         | 18         |
| 40 - 44                   | 3         | 1         | 3        | 1        | 6         | 5         | 2         | 2         | -         | -        | -              | -         | 1               | 1         | 15         | 10         |
| 45 - 49                   | -         | -         | 1        | -        | 8         | -         | -         | -         | -         | -        | -              | -         | 1               | -         | 10         | 0          |
| 50+                       | 3         | -         | 1        | -        | 3         | 2         | 1         | 2         | -         | 1        | -              | 1         | -               | -         | 8          | 6          |
| <b>Total</b>              | <b>25</b> | <b>11</b> | <b>9</b> | <b>6</b> | <b>82</b> | <b>70</b> | <b>30</b> | <b>28</b> | <b>12</b> | <b>7</b> | <b>23</b>      | <b>17</b> | <b>38</b>       | <b>24</b> | <b>219</b> | <b>163</b> |

42. Returning migrants classified by sex, region, district and locality of settlement: 1998 - 2002 ...

| Regions, districts and localities | 1998                   |            |            | 1999       |            |            | 2000       |            |            | 2001       |            |            | 2002       |            |            |
|-----------------------------------|------------------------|------------|------------|------------|------------|------------|------------|------------|------------|------------|------------|------------|------------|------------|------------|
|                                   | M                      | F          | T          | M          | F          | T          | M          | F          | T          | M          | F          | T          | M          | F          | T          |
|                                   | <b>Maltese Islands</b> | <b>203</b> | <b>146</b> | <b>349</b> | <b>184</b> | <b>155</b> | <b>339</b> | <b>244</b> | <b>206</b> | <b>450</b> | <b>251</b> | <b>221</b> | <b>472</b> | <b>219</b> | <b>163</b> |
| Malta                             | 144                    | 105        | 249        | 135        | 124        | 259        | 191        | 150        | 341        | 194        | 188        | 382        | 173        | 132        | 305        |
| Gozo & Comino                     | 59                     | 41         | 100        | 49         | 31         | 80         | 53         | 56         | 109        | 57         | 33         | 90         | 46         | 31         | 77         |
| <b>Southern Harbour District</b>  | <b>22</b>              | <b>12</b>  | <b>34</b>  | <b>19</b>  | <b>13</b>  | <b>32</b>  | <b>22</b>  | <b>19</b>  | <b>41</b>  | <b>30</b>  | <b>23</b>  | <b>53</b>  | <b>24</b>  | <b>16</b>  | <b>40</b>  |
| Valletta                          | 3                      | 1          | 4          | 1          | -          | 1          | -          | 1          | 1          | 6          | 3          | 9          | 2          | 2          | 4          |
| Birgu                             | 3                      | 1          | 4          | 1          | 1          | 2          | -          | 1          | 1          | 2          | -          | 2          | 3          | 2          | 5          |
| Isla                              | 3                      | 4          | 7          | -          | -          | -          | -          | -          | -          | -          | -          | -          | -          | 2          | 2          |
| Bormla                            | -                      | 1          | 1          | -          | -          | -          | 1          | -          | 1          | 1          | -          | 1          | 2          | -          | 2          |
| Żabbar                            | 3                      | 2          | 5          | 3          | -          | 3          | 5          | 2          | 7          | 6          | 4          | 10         | 3          | 1          | 4          |
| Fgura                             | -                      | -          | -          | 3          | 3          | 6          | 5          | 6          | 11         | 4          | 3          | 7          | 4          | 3          | 7          |
| Floriana                          | -                      | -          | -          | 1          | -          | 1          | 1          | -          | 1          | 2          | -          | 2          | -          | -          | -          |
| Kalkara                           | 1                      | -          | 1          | -          | -          | -          | -          | -          | -          | -          | 2          | 2          | 2          | -          | 2          |
| Luqa                              | -                      | -          | -          | 1          | 3          | 4          | -          | 2          | 2          | 2          | 2          | 4          | 2          | 1          | 3          |
| Marsa                             | 3                      | -          | 3          | 1          | -          | 1          | 1          | 1          | 2          | 1          | 1          | 2          | -          | -          | -          |
| Paola                             | 2                      | 2          | 4          | 2          | 4          | 6          | 2          | 3          | 5          | 3          | 5          | 8          | -          | 3          | 3          |
| Santa Luċġja                      | 1                      | 1          | 2          | 4          | 2          | 6          | 4          | 2          | 6          | 1          | 2          | 3          | 5          | 2          | 7          |
| Tarxien                           | 3                      | -          | 3          | 2          | -          | 2          | -          | -          | -          | 2          | 1          | 3          | 1          | -          | 1          |
| Xgħajra                           | -                      | -          | -          | -          | -          | -          | 3          | 1          | 4          | -          | -          | -          | -          | -          | -          |
| <b>Northern Harbour District</b>  | <b>49</b>              | <b>42</b>  | <b>91</b>  | <b>46</b>  | <b>43</b>  | <b>89</b>  | <b>75</b>  | <b>54</b>  | <b>129</b> | <b>67</b>  | <b>72</b>  | <b>139</b> | <b>62</b>  | <b>48</b>  | <b>110</b> |
| Gormi                             | 2                      | 1          | 3          | 4          | 2          | 6          | 3          | 1          | 4          | 5          | 8          | 13         | 4          | 1          | 5          |
| Birkirkara                        | 8                      | 7          | 15         | 8          | 9          | 17         | 7          | 8          | 15         | 4          | 3          | 7          | 5          | 5          | 10         |
| Gżira                             | 4                      | 4          | 8          | 4          | 4          | 8          | 3          | 5          | 8          | 5          | 6          | 11         | 2          | 1          | 3          |
| Hamrun                            | 2                      | 1          | 3          | 2          | 2          | 4          | 4          | 2          | 6          | 5          | 3          | 8          | 3          | 2          | 5          |
| Msida                             | 3                      | 5          | 8          | 2          | 2          | 4          | 3          | 1          | 4          | 3          | 1          | 4          | 2          | 4          | 6          |
| Pembroke                          | 3                      | -          | 3          | -          | 2          | 2          | 5          | 3          | 8          | 3          | 2          | 5          | 4          | 4          | 8          |
| Pieta                             | 5                      | 5          | 10         | 2          | -          | 2          | 1          | -          | 1          | 1          | 2          | 3          | 1          | 1          | 2          |
| San Ġiljan                        | 4                      | 1          | 5          | 5          | 5          | 10         | 14         | 6          | 20         | 14         | 14         | 28         | 12         | 12         | 24         |
| San Gwann                         | 3                      | 2          | 5          | 6          | 2          | 8          | 6          | 7          | 13         | 6          | 3          | 9          | 6          | 2          | 8          |
| St. Venera                        | 1                      | 1          | 2          | -          | 2          | 2          | 4          | 3          | 7          | 6          | 2          | 8          | 2          | 3          | 5          |
| Sliema                            | 12                     | 14         | 26         | 10         | 10         | 20         | 15         | 15         | 30         | 9          | 23         | 32         | 14         | 10         | 24         |
| Swieqi                            | 1                      | -          | 1          | 2          | 1          | 3          | 7          | 3          | 10         | 4          | 3          | 7          | 6          | 3          | 9          |
| Ta' Xbiex                         | 1                      | 1          | 2          | 1          | 2          | 3          | 3          | -          | 3          | 2          | 2          | 4          | 1          | -          | 1          |

... 42. Returning migrants classified by sex, region, district and locality of settlement: 1998 - 2002

| Regions, districts and localities | 1998 |     |     | 1999 |     |     | 2000 |    |    | 2001 |    |    | 2002 |    |    |
|-----------------------------------|------|-----|-----|------|-----|-----|------|----|----|------|----|----|------|----|----|
|                                   | M    | F   | T   | M    | F   | T   | M    | F  | T  | M    | F  | T  | M    | F  | T  |
|                                   |      | 29  | 11  | 40   | 23  | 20  | 43   | 32 | 20 | 52   | 27 | 27 | 54   | 28 | 21 |
| <b>South Eastern District</b>     |      |     |     |      |     |     |      |    |    |      |    |    |      |    |    |
| Żejtun                            | 5    | 2   | 7   | 3    | 2   | 5   | 3    | 2  | 5  | 2    | 2  | 4  | 3    | 4  | 7  |
| Birżebbuġja                       | 8    | 6   | 14  | 2    | 4   | 6   | 12   | 2  | 14 | 5    | 5  | 10 | 3    | 1  | 4  |
| Gudja                             | 2    | -   | 2   | -    | -   | -   | -    | -  | -  | 1    | -  | 1  | -    | 1  | 1  |
| Ghaxaq                            | -    | -   | -   | 3    | 2   | 5   | -    | 1  | 1  | 2    | 1  | 3  | 1    | -  | 1  |
| Kirkop                            | -    | -   | -   | -    | -   | -   | -    | -  | -  | 1    | 3  | 4  | -    | -  | -  |
| Marsasala                         | 9    | 2   | 11  | 8    | 6   | 14  | 8    | 11 | 19 | 13   | 13 | 26 | 14   | 11 | 25 |
| Marsaxlokk                        | -    | -   | -   | 1    | 2   | 3   | 1    | -  | 1  | 2    | 2  | 2  | 1    | -  | 1  |
| Mqabba                            | 2    | 1   | 3   | 3    | 2   | 5   | 1    | 1  | 2  | -    | -  | -  | -    | -  | 0  |
| Qrendi                            | 1    | -   | 1   | 1    | -   | 1   | 1    | 1  | 2  | 1    | -  | 1  | 4    | 4  | 8  |
| Safi                              | -    | -   | -   | -    | -   | -   | -    | -  | -  | -    | -  | -  | -    | -  | -  |
| Żurrieq                           | 2    | -   | 2   | -    | 2   | 2   | 6    | 2  | 8  | 2    | 1  | 3  | 2    | -  | 2  |
| <b>Western District</b>           | 19   | 16  | 35  | 17   | 18  | 35  | 25   | 23 | 48 | 24   | 27 | 51 | 20   | 16 | 36 |
| Mdina                             | -    | -   | -   | 2    | 3   | 5   | -    | -  | -  | 1    | -  | 1  | -    | 2  | 2  |
| Żebbuġ (Malta)                    | 2    | 3   | 5   | 2    | -   | 2   | 2    | 3  | 5  | 3    | 5  | 8  | 1    | 2  | 3  |
| Siggiewi                          | 1    | 1   | 2   | 1    | 2   | 3   | 3    | 2  | 5  | 1    | 2  | 3  | 2    | 3  | 5  |
| Attard                            | 5    | 6   | 11  | 5    | 4   | 9   | 4    | 4  | 8  | 10   | 9  | 19 | 4    | 2  | 6  |
| Balzan                            | 1    | 2   | 3   | 1    | 2   | 3   | 3    | 5  | 8  | 3    | 7  | 10 | 4    | 3  | 7  |
| Dingli                            | 1    | -   | 1   | -    | -   | -   | -    | -  | -  | -    | -  | -  | 1    | -  | 1  |
| Iklin                             | -    | -   | -   | -    | -   | -   | 1    | -  | 1  | 2    | 2  | 2  | 1    | 1  | 2  |
| Lija                              | 1    | -   | 1   | 2    | 2   | 4   | 4    | 1  | 5  | 1    | -  | 1  | 4    | 1  | 5  |
| Rabat (Malta)                     | 8    | 4   | 12  | 4    | 5   | 9   | 8    | 8  | 16 | 3    | 4  | 7  | 3    | 2  | 5  |
| Mtarfa                            | ...  | ... | ... | ...  | ... | ... | -    | -  | -  | -    | -  | -  | -    | -  | -  |
| <b>Northern District</b>          | 25   | 24  | 49  | 30   | 30  | 60  | 37   | 34 | 71 | 46   | 39 | 85 | 39   | 31 | 70 |
| Għargħur                          | 1    | 2   | 3   | -    | 1   | 1   | 2    | 1  | 3  | 1    | 3  | 4  | 2    | 1  | 3  |
| Mellieħa                          | 4    | 4   | 8   | 3    | 3   | 6   | 10   | 9  | 19 | 7    | 7  | 14 | 11   | 6  | 17 |
| Mġarr                             | 1    | -   | 1   | -    | -   | -   | 1    | 1  | 2  | 2    | 2  | 4  | 2    | 4  | 6  |
| Mosta                             | 7    | 7   | 14  | 5    | 8   | 13  | 6    | 6  | 12 | 7    | 4  | 11 | 6    | 4  | 10 |
| Naxxar                            | 3    | -   | 3   | 4    | 4   | 8   | 4    | 3  | 7  | 8    | 5  | 13 | 6    | 3  | 9  |
| San Pawl il-Baħar                 | 9    | 11  | 20  | 18   | 14  | 32  | 14   | 14 | 28 | 21   | 18 | 39 | 12   | 13 | 25 |

... 42. Returning migrants classified by sex, region, district and locality of settlement: 1998 - 2002

| Regions, districts and localities | 1998                   |            |            | 1999       |            |            | 2000       |            |            | 2001       |            |            | 2002       |            |            |
|-----------------------------------|------------------------|------------|------------|------------|------------|------------|------------|------------|------------|------------|------------|------------|------------|------------|------------|
|                                   | M                      | F          | T          | M          | F          | T          | M          | F          | T          | M          | F          | T          | M          | F          | T          |
|                                   | <b>Gozo and Comino</b> | <b>59</b>  | <b>41</b>  | <b>100</b> | <b>49</b>  | <b>31</b>  | <b>80</b>  | <b>53</b>  | <b>56</b>  | <b>109</b> | <b>57</b>  | <b>33</b>  | <b>90</b>  | <b>46</b>  | <b>31</b>  |
| Rabat                             | 8                      | 9          | 17         | 3          | 4          | 7          | 8          | 7          | 15         | 7          | 5          | 12         | 2          | -          | 2          |
| Fontana                           | 2                      | 2          | 4          | -          | -          | -          | 1          | 1          | 2          | 1          | -          | 1          | -          | -          | -          |
| Ghajnsielem and Comino            | 8                      | 4          | 12         | 10         | 8          | 18         | 15         | 16         | 31         | 11         | 3          | 14         | 2          | 1          | 3          |
| Għarb                             | 1                      | 2          | 3          | 2          | 2          | 4          | 1          | -          | 1          | 5          | 2          | 7          | 1          | -          | 1          |
| Għasri                            | -                      | -          | -          | -          | -          | -          | -          | -          | -          | -          | -          | -          | 1          | 1          | 2          |
| Kerċem                            | 1                      | -          | 1          | 1          | -          | 1          | -          | 2          | 2          | -          | -          | -          | -          | -          | -          |
| Munxar                            | 1                      | 1          | 2          | -          | -          | -          | -          | -          | -          | -          | -          | -          | -          | -          | -          |
| Nadur                             | 17                     | 8          | 25         | 14         | 7          | 21         | 11         | 11         | 22         | 14         | 11         | 25         | 20         | 13         | 33         |
| Qala                              | 5                      | 8          | 13         | 2          | 6          | 8          | 3          | 3          | 6          | 4          | 4          | 8          | 6          | 9          | 15         |
| San Lawrenz                       | 1                      | -          | 1          | -          | -          | -          | -          | -          | -          | -          | -          | -          | 1          | 1          | 2          |
| Sannat                            | 3                      | 1          | 4          | 1          | 2          | 3          | 1          | -          | 1          | 4          | 3          | 7          | 1          | 1          | 2          |
| Xagħra                            | 7                      | 4          | 11         | 8          | 1          | 9          | 6          | 9          | 15         | 3          | 1          | 4          | 8          | 2          | 10         |
| Xewkija                           | 1                      | 2          | 3          | 5          | 1          | 6          | 5          | 5          | 10         | 6          | 3          | 9          | 1          | 2          | 3          |
| Żebbuġ (Gozo)                     | 4                      | -          | 4          | 3          | -          | 3          | 2          | 2          | 4          | 2          | 1          | 3          | 3          | 1          | 4          |
| <b>Total</b>                      | <b>203</b>             | <b>146</b> | <b>349</b> | <b>184</b> | <b>155</b> | <b>339</b> | <b>244</b> | <b>206</b> | <b>450</b> | <b>251</b> | <b>221</b> | <b>472</b> | <b>219</b> | <b>163</b> | <b>382</b> |

... Data not available

**43. Non-maltese nationals settling in the Maltese Islands  
classified by age groups: 1998 - 2002**

| <b>Age group</b> | <b>1998</b> | <b>1999</b> | <b>2000</b> | <b>2001</b> | <b>2002</b> |
|------------------|-------------|-------------|-------------|-------------|-------------|
| 0 - 9            | 73          | 45          | 49          | 56          | 61          |
| 10 - 19          | 49          | 33          | 45          | 39          | 45          |
| 20 - 29          | 21          | 31          | 33          | 32          | 36          |
| 30 - 39          | 60          | 64          | 85          | 71          | 63          |
| 40 - 49          | 50          | 51          | 79          | 98          | 95          |
| 50 - 59          | 72          | 77          | 113         | 117         | 115         |
| 60 - 69          | 44          | 50          | 75          | 90          | 94          |
| 70 +             | 25          | 18          | 36          | 27          | 24          |
| <b>Total</b>     | <b>394</b>  | <b>369</b>  | <b>515</b>  | <b>530</b>  | <b>533</b>  |

**44. Non-maltese nationals settling in the Maltese Islands  
classified by regions and districts of settlement and sex: 1999 - 2002**

| Regions              | 1999 |     |     | 2000 |     |     | 2001 |     |     | 2002 |     |     |
|----------------------|------|-----|-----|------|-----|-----|------|-----|-----|------|-----|-----|
|                      | M    | F   | T   | M    | F   | T   | M    | F   | T   | M    | F   | T   |
| Malta, Gozo & Comino | 204  | 165 | 369 | 294  | 221 | 515 | 283  | 247 | 530 | 289  | 244 | 533 |
| Malta                | 161  | 125 | 286 | 234  | 177 | 411 | 229  | 197 | 426 | 240  | 198 | 438 |
| Gozo & Comino        | 43   | 40  | 83  | 60   | 44  | 104 | 54   | 50  | 104 | 49   | 46  | 95  |
| Inner Harbour Region | 26   | 22  | 48  | 14   | 6   | 20  | 13   | 12  | 25  | 9    | 10  | 19  |
| Outer Harbour Region | 42   | 29  | 71  | 87   | 63  | 150 | 99   | 80  | 179 | 118  | 74  | 192 |
| South Eastern Region | 15   | 12  | 27  | 16   | 20  | 36  | 12   | 16  | 28  | 26   | 24  | 50  |
| Western Region       | 16   | 11  | 27  | 26   | 21  | 47  | 16   | 13  | 29  | 20   | 24  | 44  |
| Northern Region      | 62   | 51  | 113 | 91   | 67  | 158 | 89   | 76  | 165 | 67   | 66  | 133 |
| Gozo & Comino        | 43   | 40  | 83  | 60   | 44  | 104 | 54   | 50  | 104 | 49   | 46  | 95  |

N.B. It is to be noted that in the year 2000, a new geographical classification for Malta and Gozo was prepared; hence there cannot be any comparability with data for 1999 showing the "old" geographical regions.



45. Non-maltese nationals settling in the Maltese Islands classified by month and sex: 2002

| Month        | Nationality |          |          |          |                |            |           |           |          |          |                |           |                     |           | Total      |            |            |
|--------------|-------------|----------|----------|----------|----------------|------------|-----------|-----------|----------|----------|----------------|-----------|---------------------|-----------|------------|------------|------------|
|              | Australia   |          | Canada   |          | United Kingdom |            | USA       |           | Italy    |          | Other European |           | Other Nationalities |           | M          | F          | T          |
|              | M           | F        | M        | F        | M              | F          | M         | F         | M        | F        | M              | F         | M                   | F         |            |            |            |
| January      | 3           | 3        | -        | -        | 11             | 10         | -         | 3         | 1        | -        | 7              | 3         | 1                   | -         | 23         | 19         | 42         |
| February     | -           | -        | -        | -        | 8              | 4          | -         | -         | 2        | 1        | 4              | 1         | 3                   | 4         | 17         | 10         | 27         |
| March        | 1           | 1        | -        | -        | 11             | 16         | -         | -         | -        | -        | 4              | 2         | 7                   | 1         | 23         | 20         | 43         |
| April        | 1           | 2        | -        | -        | 17             | 14         | 2         | 2         | 1        | 1        | -              | -         | 4                   | 6         | 25         | 25         | 50         |
| May          | 2           | -        | -        | -        | 8              | 9          | 1         | -         | -        | -        | 7              | 10        | 5                   | 2         | 23         | 21         | 44         |
| June         | 1           | -        | 1        | 1        | 13             | 13         | 2         | 1         | -        | -        | 8              | 5         | 5                   | 2         | 30         | 22         | 52         |
| July         | -           | -        | -        | -        | 12             | 9          | 10        | 8         | 1        | -        | 1              | 3         | 3                   | 4         | 27         | 24         | 51         |
| August       | 1           | 2        | -        | -        | 15             | 15         | 1         | 1         | -        | -        | 9              | 7         | 5                   | 4         | 31         | 29         | 60         |
| September    | -           | -        | -        | -        | 19             | 18         | 3         | 4         | 1        | -        | 6              | 1         | 7                   | 4         | 36         | 27         | 63         |
| October      | -           | -        | -        | -        | 24             | 21         | -         | -         | -        | -        | 3              | 3         | 1                   | -         | 28         | 24         | 52         |
| November     | -           | -        | -        | -        | 11             | 13         | -         | -         | 1        | -        | 4              | 1         | 1                   | 2         | 17         | 16         | 33         |
| December     | -           | -        | -        | -        | 7              | 7          | -         | -         | -        | -        | 2              | -         | -                   | -         | 9          | 7          | 16         |
| <b>Total</b> | <b>9</b>    | <b>8</b> | <b>1</b> | <b>1</b> | <b>156</b>     | <b>149</b> | <b>19</b> | <b>19</b> | <b>7</b> | <b>2</b> | <b>55</b>      | <b>36</b> | <b>42</b>           | <b>29</b> | <b>289</b> | <b>244</b> | <b>533</b> |

46. Non-Maltese nationals settling in the Maltese Islands classified by age and sex: 2002

| Age Group    | Nationality |          |          |          |                |            |           |           |          |          |                |           |                     |           | Total      |            |            |
|--------------|-------------|----------|----------|----------|----------------|------------|-----------|-----------|----------|----------|----------------|-----------|---------------------|-----------|------------|------------|------------|
|              | Australia   |          | Canada   |          | United Kingdom |            | USA       |           | Italy    |          | Other European |           | Other Nationalities |           | M          | F          | T          |
|              | M           | F        | M        | F        | M              | F          | M         | F         | M        | F        | M              | F         | M                   | F         |            |            |            |
|              |             |          |          |          |                |            |           |           |          |          |                |           |                     |           |            |            |            |
| 0 - 4        | -           | 1        | -        | -        | 8              | 4          | 1         | 1         | -        | -        | 1              | 2         | 1                   | 3         | 11         | 11         | 22         |
| 5 - 9        | 2           | 1        | -        | -        | 7              | 12         | 4         | 4         | -        | -        | 2              | 3         | 1                   | 3         | 16         | 23         | 39         |
| 10 - 14      | 1           | -        | -        | -        | 8              | 5          | 6         | 3         | -        | -        | 1              | 2         | 1                   | -         | 17         | 10         | 27         |
| 15 - 19      | -           | 2        | -        | -        | 6              | 2          | 1         | 3         | -        | -        | 3              | -         | -                   | 1         | 10         | 8          | 18         |
| 20 - 24      | -           | -        | 1        | 1        | 4              | 4          | -         | -         | 1        | 1        | 1              | 1         | 2                   | 1         | 9          | 7          | 16         |
| 25 - 29      | 2           | -        | -        | -        | 7              | 6          | -         | 1         | -        | -        | 1              | 1         | 1                   | 1         | 11         | 9          | 20         |
| 30 - 34      | 2           | -        | -        | -        | 2              | 4          | 1         | 1         | -        | -        | 5              | 2         | 4                   | 4         | 14         | 11         | 25         |
| 35 - 39      | -           | 2        | -        | -        | 7              | 9          | 1         | -         | 1        | 1        | 3              | 6         | 4                   | 4         | 16         | 22         | 38         |
| 40 - 44      | 1           | 1        | -        | -        | 15             | 11         | 2         | 1         | 1        | -        | 7              | 4         | 9                   | 3         | 35         | 20         | 55         |
| 45 - 49      | -           | 1        | -        | -        | 9              | 15         | 2         | 2         | 1        | -        | 3              | 4         | 2                   | 1         | 17         | 23         | 40         |
| 50 - 54      | 1           | -        | -        | -        | 16             | 12         | -         | 1         | -        | -        | 6              | 2         | 3                   | 2         | 26         | 17         | 43         |
| 55 - 59      | -           | -        | -        | -        | 19             | 35         | -         | -         | -        | 1        | 7              | 3         | 6                   | 1         | 32         | 40         | 72         |
| 60 - 64      | -           | -        | -        | -        | 21             | 15         | -         | -         | 1        | -        | 12             | 1         | 4                   | 1         | 38         | 17         | 55         |
| 65 - 69      | -           | -        | -        | -        | 15             | 10         | 1         | 1         | 1        | -        | 3              | 5         | 1                   | 2         | 21         | 18         | 39         |
| 70 - 74      | -           | -        | -        | -        | 8              | 1          | -         | 1         | 1        | -        | -              | -         | 1                   | 2         | 10         | 4          | 14         |
| 75 & Over    | -           | -        | -        | -        | 4              | 4          | -         | -         | -        | -        | -              | -         | 2                   | -         | 6          | 4          | 10         |
| <b>Total</b> | <b>9</b>    | <b>8</b> | <b>1</b> | <b>1</b> | <b>156</b>     | <b>149</b> | <b>19</b> | <b>19</b> | <b>7</b> | <b>2</b> | <b>55</b>      | <b>36</b> | <b>42</b>           | <b>29</b> | <b>289</b> | <b>244</b> | <b>533</b> |

47. Number and rate of marriages: 1993 - 2002

| Year | Marriage - Number |       |      | Of which Civil Marriages | Crude Marriage - Rate* |       |      |
|------|-------------------|-------|------|--------------------------|------------------------|-------|------|
|      | Maltese Islands   | Malta | Gozo |                          | Maltese Islands        | Malta | Gozo |
| 1993 | 2,476             | 2,291 | 185  | 275                      | 6.79                   | 6.79  | 6.84 |
| 1994 | 2,483             | 2,297 | 186  | 311                      | 6.75                   | 6.75  | 6.79 |
| 1995 | 2,317             | 2,145 | 172  | 345                      | 6.25                   | 6.25  | 6.22 |
| 1996 | 2,370             | 2,195 | 175  | 370                      | 6.35                   | 6.37  | 6.21 |
| 1997 | 2,414             | 2,224 | 190  | 366                      | 6.43                   | 6.42  | 6.61 |
| 1998 | 2,376             | 2,205 | 171  | 409                      | 6.29                   | 6.33  | 5.89 |
| 1999 | 2,409             | 2,248 | 161  | 463                      | 6.35                   | 6.42  | 5.50 |
| 2000 | 2,545             | 2,375 | 170  | 509                      | 6.67                   | 6.75  | 5.76 |
| 2001 | 2,194             | 2,058 | 136  | 474                      | 5.72                   | 5.81  | 4.55 |
| 2002 | 2,240             | 2,068 | 172  | 575                      | 5.80                   | 5.81  | 5.70 |

\* The crude marriage rate relates the number of marriages per 1000 mid-year population

48. Monthly and quarterly incidence of marriages: 1993 - 2002

| Year | Jan. | Feb. | March | 1st Quarter | April | May | June | 2nd Quarter | July | Aug | Sep | 3rd Quarter | Oct | Nov | Dec | 4th Quarter | Total for Year |
|------|------|------|-------|-------------|-------|-----|------|-------------|------|-----|-----|-------------|-----|-----|-----|-------------|----------------|
| 1993 | 72   | 94   | 146   | 312         | 209   | 341 | 351  | 901         | 250  | 185 | 272 | 707         | 246 | 106 | 204 | 556         | 2,476          |
| 1994 | 76   | 79   | 147   | 302         | 207   | 313 | 325  | 845         | 238  | 199 | 298 | 735         | 288 | 109 | 204 | 601         | 2,483          |
| 1995 | 66   | 83   | 123   | 272         | 161   | 312 | 293  | 766         | 231  | 180 | 287 | 698         | 235 | 112 | 234 | 581         | 2,317          |
| 1996 | 61   | 62   | 115   | 238         | 188   | 303 | 314  | 805         | 247  | 192 | 253 | 692         | 285 | 135 | 215 | 635         | 2,370          |
| 1997 | 78   | 63   | 127   | 268         | 203   | 328 | 323  | 854         | 226  | 200 | 289 | 715         | 240 | 125 | 212 | 577         | 2,414          |
| 1998 | 61   | 86   | 128   | 275         | 183   | 381 | 290  | 854         | 245  | 215 | 263 | 723         | 235 | 94  | 195 | 524         | 2,376          |
| 1999 | 73   | 81   | 130   | 284         | 185   | 311 | 326  | 822         | 278  | 170 | 294 | 742         | 245 | 117 | 199 | 561         | 2,409          |
| 2000 | 82   | 71   | 124   | 277         | 249   | 461 | 354  | 1064        | 244  | 168 | 276 | 688         | 226 | 97  | 193 | 516         | 2,545          |
| 2001 | 74   | 78   | 124   | 276         | 164   | 270 | 331  | 765         | 197  | 173 | 268 | 638         | 229 | 100 | 186 | 515         | 2,194          |
| 2002 | 69   | 72   | 108   | 249         | 199   | 255 | 342  | 796         | 239  | 199 | 252 | 690         | 235 | 101 | 169 | 505         | 2,240          |

**49. Marriages classified by age group of spouses: 2002**

| Age group of Brides      | Age group of Bridegrooms |            |             |            |            |           |           |           |           |           |          | Total Brides |
|--------------------------|--------------------------|------------|-------------|------------|------------|-----------|-----------|-----------|-----------|-----------|----------|--------------|
|                          | 16-19                    | 20-24      | 25-29       | 30-34      | 35-39      | 40-44     | 45-49     | 50-54     | 55-59     | 60-64     | 65+      |              |
| <b>Maltese Islands</b>   |                          |            |             |            |            |           |           |           |           |           |          |              |
| 16-19                    | 9                        | 59         | 37          | 11         | 4          | -         | -         | -         | -         | -         | -        | 120          |
| 20-24                    | 8                        | 301        | 482         | 97         | 12         | 6         | 2         | 4         | 1         | -         | -        | 913          |
| 25-29                    | 1                        | 99         | 424         | 166        | 52         | 14        | 6         | 3         | 1         | -         | -        | 766          |
| 30-34                    | 3                        | 12         | 55          | 73         | 53         | 18        | 4         | 4         | 1         | -         | -        | 223          |
| 35-39                    | 1                        | 3          | 6           | 25         | 32         | 24        | 12        | 5         | 5         | 2         | 1        | 116          |
| 40-44                    | -                        | 3          | 3           | 6          | 11         | 8         | 3         | 5         | 2         | 1         | -        | 42           |
| 45-49                    | -                        | 1          | -           | 1          | -          | 9         | 8         | 6         | 2         | 4         | 1        | 32           |
| 50-54                    | -                        | -          | -           | -          | 4          | 2         | -         | 1         | 2         | 1         | -        | 10           |
| 55-59                    | -                        | -          | -           | 1          | 1          | 2         | -         | 1         | -         | 3         | 1        | 9            |
| 60-64                    | -                        | -          | -           | 1          | -          | -         | 1         | -         | -         | -         | 1        | 3            |
| 65+                      | -                        | -          | -           | -          | -          | -         | -         | -         | 1         | -         | 5        | 6            |
| <b>Total Bridegrooms</b> | <b>22</b>                | <b>478</b> | <b>1007</b> | <b>381</b> | <b>169</b> | <b>83</b> | <b>36</b> | <b>29</b> | <b>15</b> | <b>11</b> | <b>9</b> | <b>2,240</b> |
| <b>Malta</b>             |                          |            |             |            |            |           |           |           |           |           |          |              |
| 16-19                    | 9                        | 51         | 31          | 11         | 3          | -         | -         | -         | -         | -         | -        | 105          |
| 20-24                    | 7                        | 278        | 441         | 93         | 10         | 5         | 2         | 4         | 1         | -         | -        | 841          |
| 25-29                    | 1                        | 96         | 394         | 155        | 48         | 12        | 6         | 3         | 1         | -         | -        | 716          |
| 30-34                    | 3                        | 11         | 50          | 69         | 50         | 17        | 4         | 4         | 1         | -         | 1        | 210          |
| 35-39                    | -                        | 3          | 5           | 23         | 30         | 19        | 10        | 4         | 5         | 2         | -        | 101          |
| 40-44                    | -                        | 3          | 3           | 6          | 11         | 8         | 1         | 5         | 2         | -         | -        | 39           |
| 45-49                    | -                        | 1          | -           | 1          | -          | 9         | 8         | 5         | 2         | 3         | 1        | 30           |
| 50-54                    | -                        | -          | -           | -          | 4          | 2         | -         | 1         | 2         | 1         | -        | 10           |
| 55-59                    | -                        | -          | -           | 1          | 1          | 1         | -         | 1         | -         | 3         | 1        | 8            |
| 60-64                    | -                        | -          | -           | 1          | -          | -         | -         | -         | -         | -         | 1        | 2            |
| 65+                      | -                        | -          | -           | -          | -          | -         | -         | -         | 1         | -         | 5        | 6            |
| <b>Total Bridegrooms</b> | <b>20</b>                | <b>443</b> | <b>924</b>  | <b>360</b> | <b>157</b> | <b>73</b> | <b>31</b> | <b>27</b> | <b>15</b> | <b>9</b>  | <b>9</b> | <b>2,068</b> |
| <b>Gozo</b>              |                          |            |             |            |            |           |           |           |           |           |          |              |
| 16-19                    | -                        | 8          | 6           | -          | 1          | -         | -         | -         | -         | -         | -        | 15           |
| 20-24                    | 1                        | 23         | 41          | 4          | 2          | 1         | -         | -         | -         | -         | -        | 72           |
| 25-29                    | -                        | 3          | 30          | 11         | 4          | 2         | -         | -         | -         | -         | -        | 50           |
| 30-34                    | -                        | 1          | 5           | 4          | 3          | 1         | -         | -         | -         | -         | -        | 14           |
| 35-39                    | 1                        | -          | 1           | 2          | 2          | 5         | 2         | 1         | -         | -         | -        | 14           |
| 40-44                    | -                        | -          | -           | -          | -          | -         | 2         | -         | -         | 1         | -        | 3            |
| 45-49                    | -                        | -          | -           | -          | -          | -         | -         | 1         | -         | 1         | -        | 2            |
| 50-54                    | -                        | -          | -           | -          | -          | -         | -         | -         | -         | -         | -        | -            |
| 55-59                    | -                        | -          | -           | -          | -          | 1         | -         | -         | -         | -         | -        | 1            |
| 60-64                    | -                        | -          | -           | -          | -          | -         | 1         | -         | -         | -         | -        | 1            |
| 65+                      | -                        | -          | -           | -          | -          | -         | -         | -         | -         | -         | -        | -            |
| <b>Total Bridegrooms</b> | <b>2</b>                 | <b>35</b>  | <b>83</b>   | <b>21</b>  | <b>12</b>  | <b>10</b> | <b>5</b>  | <b>2</b>  | <b>-</b>  | <b>2</b>  | <b>-</b> | <b>172</b>   |

50. Marriages classified by age and previous marital condition of bride and bridegroom: 2001 - 2002

| Age                   | 2001        |         |          |          |       |       |        |         |          |          |       |    | 2002        |         |          |          |       |    |        |         |          |          |       |  | Age |
|-----------------------|-------------|---------|----------|----------|-------|-------|--------|---------|----------|----------|-------|----|-------------|---------|----------|----------|-------|----|--------|---------|----------|----------|-------|--|-----|
|                       | Bridegrooms |         |          |          |       |       | Brides |         |          |          |       |    | Bridegrooms |         |          |          |       |    | Brides |         |          |          |       |  |     |
|                       | Single      | Widowed | Annulled | Divorced | Total |       | Single | Widowed | Annulled | Divorced | Total |    | Single      | Widowed | Annulled | Divorced | Total |    | Single | Widowed | Annulled | Divorced | Total |  |     |
| <b>Total all Ages</b> | 2,058       | 27      | 15       | 94       | 2,194 | 2,060 | 25     | 21      | 88       | 2,194    | 2,094 | 20 | 23          | 103     | 2,240    | 2,100    | 21    | 20 | 99     | 2,240   |          |          |       |  |     |
| <b>16 - 19</b>        | 31          | -       | -        | -        | 31    | 148   | -      | -       | -        | 148      | 22    | -  | -           | -       | 22       | 120      | -     | -  | -      | 120     |          |          |       |  |     |
| 16                    | -           | -       | -        | -        | 7     | 7     | -      | -       | -        | 7        | -     | -  | -           | -       | -        | 9        | -     | -  | -      | 9       |          |          |       |  |     |
| 17                    | 3           | -       | -        | -        | 3     | 16    | -      | -       | -        | 16       | -     | -  | -           | -       | 5        | 5        | -     | -  | 5      | 5       |          |          |       |  |     |
| 18                    | 11          | -       | -        | -        | 11    | 50    | -      | -       | 45       | 9        | 9     | -  | -           | 9       | 45       | 45       | -     | -  | 45     | 45      |          |          |       |  |     |
| 19                    | 17          | -       | -        | -        | 17    | 75    | -      | -       | -        | 13       | 13    | -  | -           | 13      | 61       | 61       | -     | -  | 61     | 61      |          |          |       |  |     |
| <b>20 - 24</b>        | 577         | -       | -        | 1        | 578   | 957   | -      | -       | 2        | 959      | 478   | -  | -           | -       | 478      | 911      | 1     | -  | 1      | 913     |          |          |       |  |     |
| 20                    | 44          | -       | -        | -        | 44    | 105   | -      | -       | -        | 105      | 26    | -  | -           | -       | 26       | 101      | 1     | -  | 1      | 102     |          |          |       |  |     |
| 21                    | 66          | -       | -        | -        | 66    | 146   | -      | -       | -        | 146      | 48    | -  | -           | -       | 48       | 140      | -     | -  | -      | 140     |          |          |       |  |     |
| 22                    | 85          | -       | -        | -        | 85    | 198   | -      | -       | -        | 198      | 74    | -  | -           | -       | 74       | 206      | -     | -  | -      | 206     |          |          |       |  |     |
| 23                    | 163         | -       | -        | -        | 163   | 249   | -      | -       | 1        | 250      | 150   | -  | -           | -       | 150      | 234      | -     | -  | 1      | 235     |          |          |       |  |     |
| 24                    | 219         | -       | -        | 1        | 220   | 259   | -      | -       | 1        | 260      | 180   | -  | -           | -       | 180      | 230      | -     | -  | -      | 230     |          |          |       |  |     |
| <b>25 - 29</b>        | 962         | -       | -        | 1        | 963   | 717   | -      | 8       | 13       | 738      | 998   | 1  | 4           | 4       | 1,007    | 751      | 1     | 2  | 12     | 766     |          |          |       |  |     |
| 25                    | 267         | -       | -        | -        | 267   | 246   | -      | 1       | 1        | 248      | 202   | -  | -           | -       | 202      | 235      | -     | -  | 3      | 238     |          |          |       |  |     |
| 26                    | 249         | -       | -        | -        | 249   | 156   | -      | 2       | 2        | 158      | 260   | 1  | -           | -       | 261      | 198      | -     | -  | 1      | 199     |          |          |       |  |     |
| 27                    | 171         | -       | -        | -        | 171   | 146   | -      | 4       | 2        | 152      | 222   | 1  | 2           | 2       | 162      | 162      | -     | -  | 4      | 166     |          |          |       |  |     |
| 28                    | 146         | -       | -        | 1        | 147   | 105   | -      | -       | 2        | 107      | 183   | -  | -           | -       | 183      | 89       | 1     | 1  | 1      | 92      |          |          |       |  |     |
| 29                    | 129         | -       | -        | -        | 129   | 64    | -      | 3       | 6        | 73       | 131   | -  | 3           | 2       | 136      | 67       | -     | 1  | 3      | 71      |          |          |       |  |     |
| <b>30 - 34</b>        | 317         | 1       | 4        | 10       | 332   | 156   | 1      | 7       | 28       | 192      | 363   | -  | 8           | 10      | 381      | 199      | 3     | 5  | 16     | 223     |          |          |       |  |     |
| 30                    | 82          | -       | 1        | 1        | 84    | 48    | -      | 3       | 7        | 58       | 116   | -  | -           | 2       | 118      | 51       | -     | -  | 30     | 51      |          |          |       |  |     |
| 31                    | 78          | -       | -        | 1        | 79    | 35    | -      | -       | 3        | 38       | 82    | -  | 1           | 1       | 84       | 51       | 1     | 2  | 5      | 59      |          |          |       |  |     |
| 32                    | 76          | -       | 1        | 2        | 79    | 32    | -      | 1       | 4        | 37       | 64    | -  | 1           | 4       | 69       | 39       | -     | -  | 3      | 42      |          |          |       |  |     |
| 33                    | 39          | 1       | 1        | 4        | 45    | 24    | 1      | 1       | 9        | 35       | 65    | -  | 2           | 2       | 69       | 31       | -     | 2  | 3      | 36      |          |          |       |  |     |
| 34                    | 42          | -       | 1        | 2        | 45    | 17    | -      | 2       | 5        | 24       | 36    | -  | 4           | 1       | 41       | 27       | 2     | 1  | 5      | 35      |          |          |       |  |     |
| <b>35 - 39</b>        | 115         | 1       | 3        | 29       | 148   | 44    | 7      | 3       | 14       | 68       | 138   | -  | 6           | 25      | 169      | 76       | 3     | 6  | 31     | 116     |          |          |       |  |     |
| 35                    | 38          | 1       | 1        | 5        | 44    | 11    | 1      | -       | 5        | 17       | 40    | -  | 2           | 3       | 45       | 16       | 1     | 2  | 6      | 25      |          |          |       |  |     |
| 36                    | 26          | -       | -        | 8        | 34    | 14    | 2      | 1       | 2        | 19       | 32    | -  | -           | 6       | 38       | 15       | -     | 1  | 5      | 21      |          |          |       |  |     |
| 37                    | 24          | -       | 2        | 3        | 29    | 9     | 2      | 1       | 3        | 15       | 20    | -  | 1           | 9       | 30       | 20       | -     | 1  | 9      | 30      |          |          |       |  |     |
| 38                    | 17          | 1       | -        | 6        | 24    | 6     | -      | 1       | 1        | 8        | 21    | -  | 2           | 3       | 26       | 15       | -     | 1  | 7      | 23      |          |          |       |  |     |
| 39                    | 10          | -       | -        | 7        | 17    | 4     | 2      | -       | 3        | 9        | 25    | -  | 1           | 4       | 30       | 10       | 2     | 1  | 4      | 17      |          |          |       |  |     |
| <b>40 - 44</b>        | 34          | 5       | 5        | 17       | 61    | 14    | 3      | 1       | 8        | 26       | 48    | 3  | 3           | 29      | 83       | 22       | 1     | 6  | 13     | 42      |          |          |       |  |     |
| 40                    | 7           | -       | -        | 6        | 13    | 1     | 1      | -       | 2        | 4        | 4     | -  | 1           | 8       | 13       | 5        | 1     | 3  | 3      | 12      |          |          |       |  |     |
| 41                    | 7           | 1       | 1        | 2        | 11    | 5     | 1      | -       | -        | 5        | 19    | -  | -           | 9       | 28       | 6        | -     | -  | 2      | 8       |          |          |       |  |     |
| 42                    | 7           | 1       | 4        | 3        | 15    | 3     | 1      | -       | 3        | 7        | 10    | -  | 1           | 3       | 14       | 3        | -     | -  | 1      | 4       |          |          |       |  |     |
| 43                    | 7           | 1       | 1        | 1        | 9     | 1     | -      | -       | 1        | 2        | 9     | -  | -           | 5       | 15       | 4        | -     | 2  | 2      | 8       |          |          |       |  |     |
| 44                    | 6           | 2       | -        | 5        | 13    | 4     | 1      | 1       | 2        | 8        | 6     | 2  | 1           | 4       | 13       | 4        | -     | 1  | 5      | 10      |          |          |       |  |     |
| <b>45 - 49</b>        | 14          | -       | 1        | 12       | 27    | 9     | 5      | 2       | 12       | 28       | 24    | 1  | 1           | 10      | 36       | 11       | 5     | 1  | 15     | 32      |          |          |       |  |     |
| 45                    | 4           | -       | -        | 3        | 7     | 2     | 1      | -       | 4        | 7        | 8     | -  | -           | 1       | 9        | 3        | 1     | -  | 4      | 8       |          |          |       |  |     |
| 46                    | 4           | -       | -        | 4        | 5     | 4     | 2      | -       | 3        | 9        | 4     | -  | 1           | 1       | 6        | 1        | 1     | -  | 3      | 5       |          |          |       |  |     |
| 47                    | 3           | -       | -        | 1        | 4     | 1     | -      | -       | 1        | 2        | 5     | -  | -           | 3       | 8        | 1        | -     | -  | 1      | 4       |          |          |       |  |     |
| 48                    | 3           | -       | 1        | 1        | 4     | 4     | -      | 1       | 4        | 5        | 2     | -  | -           | 1       | 3        | 3        | 1     | 1  | 4      | 9       |          |          |       |  |     |
| 49                    | 3           | -       | -        | 4        | 7     | 2     | 2      | 1       | 1        | 5        | 5     | 1  | -           | 4       | 10       | 4        | 2     | -  | 3      | 9       |          |          |       |  |     |
| <b>50 - 59</b>        | 6           | 7       | 1        | 18       | 32    | 9     | 5      | -       | 8        | 22       | 21    | 5  | 1           | 17      | 44       | 6        | 2     | -  | 11     | 19      |          |          |       |  |     |
| 50                    | 1           | 9       | 1        | 4        | 15    | 6     | 2      | -       | 3        | 11       | 1     | 6  | -           | 7       | 14       | 4        | 4     | -  | 8      | 8       |          |          |       |  |     |
| 55                    | 1           | 4       | -        | 2        | 7     | -     | 2      | -       | -        | 2        | 1     | 4  | -           | 1       | 6        | -        | 1     | -  | -      | 1       |          |          |       |  |     |
| <b>60 - 69</b>        | 1           | 4       | -        | 2        | 7     | -     | 2      | -       | -        | 2        | 1     | 4  | -           | 1       | 6        | -        | 1     | -  | -      | 1       |          |          |       |  |     |
| 60                    | 1           | 4       | -        | 2        | 7     | -     | 2      | -       | -        | 2        | 1     | 4  | -           | 1       | 6        | -        | 1     | -  | -      | 1       |          |          |       |  |     |
| 65                    | 1           | 4       | -        | 2        | 7     | -     | 2      | -       | -        | 2        | 1     | 4  | -           | 1       | 6        | -        | 1     | -  | -      | 1       |          |          |       |  |     |
| <b>70+</b>            | 1           | 4       | -        | 2        | 7     | -     | 2      | -       | -        | 2        | 1     | 4  | -           | 1       | 6        | -        | 1     | -  | -      | 1       |          |          |       |  |     |

51. Marriages by age group and occupation of spouses: 2002 ...

| Occupation                                                   | 16 - 19 |       | 20 - 24 |       | 25 - 29 |       | 30 - 34 |       | 35 - 39 |       | 40 - 44 |       | 45 - 49 |       | 50 - 54 |       | 55 - 59 |       | 60+   |       | All ages |       |
|--------------------------------------------------------------|---------|-------|---------|-------|---------|-------|---------|-------|---------|-------|---------|-------|---------|-------|---------|-------|---------|-------|-------|-------|----------|-------|
|                                                              | Groom   | Bride | Groom   | Bride | Groom   | Bride | Groom   | Bride | Groom   | Bride | Groom   | Bride | Groom   | Bride | Groom   | Bride | Groom   | Bride | Groom | Bride | Groom    | Bride |
| <b>Legislators, Senior Officials and Managers</b>            | 2       | 33    | 28      | 33    | 67      | 27    | 47      | 23    | 25      | 9     | 9       | 1     | 2       | 1     | 4       | 2     | 1       | 2     | 1     | 1     | 185      | 97    |
| Senior Government Officials                                  | -       | -     | 4       | 11    | 6       | 6     | 4       | 3     | -       | 2     | -       | -     | -       | -     | -       | -     | 1       | -     | -     | -     | 15       | 22    |
| Directors and Chief Executives                               | -       | -     | 1       | 2     | 8       | 1     | 13      | 3     | 3       | 1     | 1       | -     | -       | -     | 2       | -     | 1       | -     | -     | -     | 29       | 7     |
| Other Department Managers                                    | -       | -     | 7       | 4     | 24      | 2     | 8       | 2     | 4       | 1     | 4       | -     | -       | -     | 4       | -     | 1       | -     | -     | -     | 48       | 9     |
| General Managers                                             | 2       | 16    | 16      | 29    | 18      | 18    | 22      | 15    | 18      | 5     | 4       | 1     | 2       | 1     | 1       | -     | 1       | -     | -     | 1     | 93       | 59    |
| <b>Professionals</b>                                         | 1       | 41    | 95      | 171   | 156     | 171   | 49      | 46    | 28      | 10    | 11      | 2     | 5       | 5     | 5       | 3     | 3       | 1     | 1     | 299   | 330      |       |
| Mathematicians, Statisticians and Related Professionals      | -       | -     | 1       | 2     | 2       | 1     | 1       | -     | -       | -     | -       | -     | -       | -     | -       | -     | -       | -     | -     | -     | 3        | 1     |
| Computing Professionals                                      | -       | -     | 7       | 1     | 18      | 7     | 3       | 3     | 1       | -     | 2       | -     | -       | -     | -       | -     | -       | -     | -     | -     | 31       | 11    |
| Architects, Engineers & Related Prof                         | -       | -     | 10      | 2     | 24      | 5     | 12      | 1     | 9       | -     | 5       | -     | -       | -     | 3       | -     | 3       | -     | -     | -     | 66       | 8     |
| Life Science Professionals                                   | -       | -     | 4       | 15    | 15      | 2     | 2       | 1     | 2       | -     | 2       | -     | -       | -     | 1       | -     | -       | -     | -     | -     | 26       | 1     |
| Health Professionals (except nursing)                        | -       | -     | 1       | 4     | 3       | 16    | 3       | 8     | 1       | 3     | -       | -     | -       | -     | -       | -     | -       | -     | -     | -     | 8        | 31    |
| Nursing and Midwifery Professionals                          | -       | -     | 3       | 20    | 6       | 12    | 3       | 11    | -       | 5     | 1       | 1     | 1       | 2     | -       | -     | -       | -     | -     | -     | 14       | 51    |
| University & Higher Educ Teaching Prof                       | -       | -     | 2       | 4     | 4       | 2     | 2       | -     | 2       | -     | -       | -     | -       | -     | -       | -     | -       | -     | -     | 8     | 4        |       |
| Secondary Education Teaching Prof                            | -       | -     | 4       | 20    | 18      | 36    | 3       | 2     | 2       | -     | -       | -     | -       | -     | -       | -     | -       | -     | -     | 1     | 29       | 58    |
| Primary and Pre-Primary Education Teaching Professionals     | -       | -     | 2       | 32    | 16      | 39    | 3       | 12    | 4       | -     | -       | -     | 2       | 1     | -       | -     | -       | -     | -     | 27    | 84       |       |
| Other Teaching Professionals                                 | -       | -     | -       | -     | -       | -     | -       | -     | -       | -     | -       | -     | -       | -     | -       | -     | -       | -     | -     | -     | -        | -     |
| Business Professionals                                       | -       | -     | 7       | 10    | 36      | 33    | 10      | 2     | 3       | -     | 1       | -     | -       | -     | -       | -     | -       | -     | -     | 56    | 46       |       |
| Legal Professionals                                          | -       | -     | -       | 1     | 12      | 13    | 2       | 2     | 2       | 1     | -       | -     | 1       | -     | 1       | -     | -       | -     | -     | 17    | 18       |       |
| Archivists, Librarians and Related Information Professionals | -       | -     | -       | -     | -       | 1     | -       | -     | -       | -     | -       | -     | -       | -     | -       | -     | -       | -     | -     | -     | -        | -     |
| Social Science and Related Professionals                     | 1       | 1     | 1       | 1     | 4       | 2     | 3       | 1     | 1       | 1     | -       | -     | -       | -     | -       | -     | -       | -     | -     | 4     | 10       |       |
| Writers and Creative or Performing Artists                   | -       | -     | 2       | 1     | 2       | 3     | 3       | 1     | 1       | -     | 1       | -     | 1       | 1     | -       | -     | -       | -     | -     | 10    | 6        |       |
| <b>Technical &amp; Associate Professionals</b>               | 2       | 4     | 67      | 57    | 175     | 96    | 69      | 26    | 25      | 14    | 12      | 3     | 2       | 3     | 5       | 1     | 2       | 2     | 3     | 362   | 204      |       |
| Physical and Engineering Science Technicians                 | -       | -     | 24      | 3     | 58      | 6     | 15      | 3     | 4       | 1     | 1       | -     | -       | -     | -       | -     | -       | -     | -     | 102   | 13       |       |
| Optical and Electronic Equipment Operators                   | -       | -     | 1       | -     | 1       | -     | 3       | -     | -       | -     | -       | -     | -       | 1     | -       | -     | -       | -     | -     | 5     | 1        |       |
| Ship & Aircraft Controllers & Technicians                    | -       | -     | -       | -     | 8       | 2     | 2       | -     | 1       | 1     | -       | -     | -       | -     | -       | -     | -       | -     | -     | 11    | 3        |       |
| Safety and Quality Inspectors                                | 1       | 1     | 5       | 2     | 8       | 2     | 8       | 2     | -       | -     | 1       | -     | -       | -     | -       | -     | -       | -     | -     | 6     | 14       |       |
| Modern Health Ass Profs (except nursing)                     | -       | -     | -       | 2     | 1       | 14    | -       | 2     | -       | 3     | -       | -     | -       | -     | -       | -     | -       | -     | -     | 1     | 21       |       |
| Pre-Primary Education Teaching Associate Professionals       | 1       | -     | -       | -     | 3       | 3     | 1       | -     | 1       | -     | -       | -     | -       | -     | -       | -     | -       | -     | -     | 7     | 3        |       |
| Other teaching Associate Professionals                       | -       | -     | -       | 9     | -       | -     | -       | 1     | -       | -     | -       | -     | -       | -     | -       | -     | -       | -     | -     | 0     | 10       |       |
| Finance and Sales Associate Professionals                    | 2       | 13    | 13      | 26    | 21      | 15    | 4       | 7     | 3       | 3     | 2       | -     | 1       | 1     | 1       | 1     | 1       | 1     | 1     | 66    | 47       |       |
| Business Services Agents and Trade Brokers                   | -       | -     | 8       | 9     | 24      | 8     | 11      | -     | 4       | 3     | 5       | -     | 4       | -     | 4       | -     | 1       | -     | -     | 58    | 20       |       |
| Administrative Associate Professionals                       | 1       | 10    | 13      | 36    | 29      | 12    | 12      | 4     | 2       | 2     | -       | 1     | 1       | 1     | 1       | -     | -       | -     | -     | 66    | 58       |       |
| Customs, Tax and Related Government Associate Professionals  | -       | -     | 2       | 1     | 4       | -     | 1       | -     | 3       | 1     | -       | -     | -       | -     | -       | -     | -       | -     | -     | 10    | 2        |       |
| Artistic, Entertainment & Sports Ass Profs                   | 1       | -     | 8       | 2     | 12      | 5     | 7       | 4     | 1       | -     | -       | 1     | -       | -     | -       | -     | -       | -     | -     | 30    | 12       |       |
| <b>Clerks</b>                                                | 9       | 46    | 208     | 87    | 162     | 162   | 19      | 37    | 10      | 21    | 5       | 3     | 3       | 3     | 2       | 2     | 2       | 2     | 2     | 169   | 445      |       |
| Secretaries and Keyboard-Operating Clerks                    | 2       | 1     | 45      | 2     | 53      | 4     | 16      | 1     | 11      | 1     | 1       | 1     | -       | -     | -       | -     | -       | -     | -     | 6     | 130      |       |
| Numerical Clerks                                             | -       | -     | 13      | 39    | 17      | 25    | 4       | 1     | -       | 3     | 1       | 1     | -       | -     | -       | -     | -       | -     | -     | 35    | 69       |       |
| Material-Recording and Transport Clerks                      | -       | -     | 13      | 5     | 11      | 3     | 2       | 1     | -       | 1     | -       | -     | -       | -     | -       | -     | -       | -     | -     | 29    | 9        |       |
| Library, Mail and Related Clerks                             | -       | -     | 4       | 8     | 10      | 3     | 1       | 1     | 3       | 1     | -       | -     | -       | -     | -       | -     | -       | -     | -     | 18    | 13       |       |
| Other Office Clerks                                          | 7       | 12    | 92      | 39    | 63      | 5     | 13      | 5     | 4       | 2     | 1       | -     | -       | -     | -       | -     | -       | -     | -     | 64    | 183      |       |
| Cashiers, Tellers and Related Clerks                         | -       | -     | 3       | 5     | 5       | 7     | 3       | 3     | 1       | -     | -       | -     | -       | -     | -       | -     | -       | -     | -     | 11    | 16       |       |
| Client Information Clerks                                    | -       | -     | -       | 14    | 3       | 8     | 3       | 2     | -       | 1     | -       | -     | -       | -     | -       | -     | -       | -     | -     | 6     | 25       |       |

... 51. Marriages by age group and occupation of spouses: 2002

| Occupation                                                                                          | 16 - 19                                           |       | 20 - 24 |       | 25 - 29 |       | 30 - 34 |       | 35 - 39 |       | 40 - 44 |       | 45 - 49 |       | 50 - 54 |       | 55 - 59 |       | 60+   |       | All ages |       |
|-----------------------------------------------------------------------------------------------------|---------------------------------------------------|-------|---------|-------|---------|-------|---------|-------|---------|-------|---------|-------|---------|-------|---------|-------|---------|-------|-------|-------|----------|-------|
|                                                                                                     | Groom                                             | Bride | Groom   | Bride | Groom   | Bride | Groom   | Bride | Groom   | Bride | Groom   | Bride | Groom   | Bride | Groom   | Bride | Groom   | Bride | Groom | Bride | Groom    | Bride |
|                                                                                                     | Service workers and shop and market sales workers |       |         |       |         |       |         |       |         |       |         |       |         |       |         |       |         |       |       |       |          |       |
| Travel Attendants and Related Workers                                                               | -                                                 | -     | -       | 4     | 3       | 5     | -       | 2     | -       | -     | -       | -     | -       | -     | -       | -     | -       | -     | -     | -     | 3        | 11    |
| Housekeeping and Restaurants Services Workers                                                       | 2                                                 | 3     | 17      | 12    | 32      | 14    | 12      | 3     | 2       | 1     | -       | -     | -       | -     | 3       | -     | -       | -     | -     | -     | 68       | 33    |
| Personal Care and Related Workers                                                                   | -                                                 | 2     | 3       | 30    | 10      | 24    | 2       | 5     | 3       | 1     | -       | 3     | 1       | 1     | -       | 1     | -       | -     | -     | -     | 19       | 67    |
| Other Personal Services Workers                                                                     | -                                                 | -     | -       | -     | 4       | 1     | -       | -     | -       | -     | 1       | -     | 1       | -     | -       | -     | -       | -     | -     | -     | 6        | 2     |
| Protective Services Workers                                                                         | -                                                 | -     | 8       | 2     | 39      | 6     | 9       | 2     | 2       | 1     | 3       | -     | -       | -     | 1       | -     | -       | -     | -     | -     | 61       | 12    |
| Shop Salespersons and Demonstrators                                                                 | 1                                                 | 10    | 20      | 61    | 27      | 35    | 8       | 3     | 1       | 3     | 2       | 1     | 2       | 3     | 1       | -     | 2       | -     | -     | -     | 62       | 118   |
| Stall and Market Salespersons                                                                       | -                                                 | -     | -       | 1     | 2       | -     | -       | -     | -       | -     | -       | -     | -       | -     | -       | -     | -       | -     | -     | -     | 2        | 1     |
| <b>Skilled Agricultural and Fishery Workers</b>                                                     | -                                                 | -     | 8       | 1     | 9       | 1     | 4       | -     | 2       | -     | 1       | -     | -       | -     | 1       | -     | -       | -     | -     | -     | 25       | 2     |
| Market Gardeners and Crop Growers                                                                   | -                                                 | -     | 5       | 1     | 7       | -     | 3       | -     | 2       | -     | 1       | -     | -       | -     | 1       | -     | -       | -     | -     | -     | 19       | 1     |
| Fishery workers                                                                                     | -                                                 | -     | -       | 3     | 2       | 1     | 1       | -     | -       | -     | -       | -     | -       | -     | -       | -     | -       | -     | -     | -     | 6        | 1     |
| <b>Craft and Related Trade Workers</b>                                                              | 6                                                 | -     | 77      | 4     | 163     | 2     | 57      | 2     | 25      | 1     | 11      | -     | 3       | -     | -       | -     | -       | -     | -     | -     | 342      | 9     |
| Miners, Shot Fires, Stone Cutters and Carvers                                                       | -                                                 | -     | -       | 2     | -       | -     | -       | -     | -       | -     | -       | -     | -       | -     | -       | -     | -       | -     | -     | -     | -        | 2     |
| Building Frame & Related Trades Workers                                                             | 2                                                 | -     | 13      | -     | 36      | -     | 14      | -     | 5       | -     | 2       | -     | 1       | -     | -       | -     | -       | -     | -     | -     | 73       | -     |
| Building Finishers & Related Trades Workers                                                         | -                                                 | -     | 4       | -     | 8       | -     | 5       | -     | 4       | -     | -       | -     | -       | -     | -       | -     | -       | -     | -     | -     | 21       | -     |
| Painters, Building Structure, Cleaners and Related Trades Workers                                   | 3                                                 | -     | 23      | -     | 39      | -     | 15      | -     | 6       | -     | 5       | -     | 2       | -     | -       | -     | -       | -     | -     | -     | 93       | -     |
| Metal Molders, Welders, Sheet-Metal workers, Structural-Metal Repairers, and Related Trades Workers | -                                                 | -     | 8       | -     | 15      | -     | 9       | -     | 1       | -     | 2       | -     | -       | -     | -       | -     | -       | -     | -     | -     | 35       | -     |
| Blacksmiths, Tool-Makers, and Related Trade Workers                                                 | -                                                 | -     | 2       | -     | 8       | -     | 1       | -     | 2       | -     | -       | -     | -       | -     | -       | -     | -       | -     | -     | -     | 13       | -     |
| Machinery Mechanics and Filters                                                                     | 1                                                 | -     | 7       | -     | 23      | -     | 4       | -     | 4       | -     | 1       | -     | -       | -     | -       | -     | -       | -     | -     | -     | 40       | -     |
| Electrical and Electronic Equipment Mechanics and Filters                                           | -                                                 | -     | 5       | -     | 7       | -     | 2       | -     | 1       | -     | -       | -     | -       | -     | -       | -     | -       | -     | -     | -     | 15       | -     |
| Precision Workers in Metal and Related Materials                                                    | -                                                 | -     | 1       | -     | -       | -     | -       | -     | -       | -     | -       | -     | -       | -     | -       | -     | -       | -     | -     | -     | 1        | -     |
| Potters, Glass-Makers and Related Trades Workers                                                    | -                                                 | -     | 3       | -     | -       | -     | -       | -     | -       | -     | -       | -     | -       | -     | -       | -     | -       | -     | -     | -     | 3        | -     |
| Printing and Related Trades Workers                                                                 | -                                                 | -     | 4       | -     | 8       | -     | -       | -     | 1       | -     | -       | -     | -       | -     | -       | -     | -       | -     | -     | -     | 13       | -     |
| Food Processing and Related Trades Workers                                                          | -                                                 | -     | 7       | 1     | 18      | 1     | 6       | 1     | 1       | 1     | 1       | -     | 1       | -     | -       | -     | -       | -     | -     | -     | 33       | 3     |
| Textile, Garment and Related Trades workers                                                         | -                                                 | -     | -       | 1     | 1       | 1     | 1       | 1     | 1       | -     | 1       | -     | -       | -     | -       | -     | -       | -     | -     | -     | 2        | 4     |
| <b>Plant and Machine Operators and Assemblers</b>                                                   | 3                                                 | 17    | 68      | 223   | 82      | 119   | 24      | 22    | 24      | 5     | 8       | 2     | 2       | -     | 3       | -     | 2       | -     | -     | -     | 216      | 388   |
| Mining - and Mineral - Processing - Plant Operators                                                 | -                                                 | -     | 9       | -     | 11      | -     | 8       | -     | 9       | -     | 4       | -     | -       | -     | 1       | -     | -       | -     | -     | -     | 42       | -     |
| Power Prod. and Related Plant Operators                                                             | -                                                 | -     | 5       | -     | 4       | -     | -       | -     | -       | -     | -       | -     | -       | -     | -       | -     | -       | -     | -     | -     | 9        | -     |
| Metal - and Mineral - Products Machine Operators                                                    | -                                                 | -     | 1       | -     | -       | -     | -       | -     | -       | -     | -       | -     | -       | -     | -       | -     | -       | -     | -     | -     | 1        | -     |
| Other Machine Operators and Assemblers                                                              | 2                                                 | 17    | 27      | 223   | 39      | 119   | 6       | 22    | 3       | 5     | 1       | 2     | -       | -     | -       | -     | -       | -     | -     | -     | 78       | 388   |
| Motor Vehicle Drivers                                                                               | 1                                                 | -     | 24      | -     | 28      | -     | 9       | -     | 12      | -     | 3       | -     | 2       | -     | 1       | -     | 2       | -     | -     | -     | 82       | -     |
| Ships' Deck Crews and Related Workers                                                               | -                                                 | -     | 2       | -     | -       | -     | 1       | -     | -       | -     | -       | -     | -       | -     | 1       | -     | -       | -     | -     | -     | 4        | -     |



... 51. Marriages by age group and occupation of spouses: 2002

| Occupation                                            | 16 - 19 |       | 20 - 24 |       | 25 - 29 |       | 30 - 34 |       | 35 - 39 |       | 40 - 44 |       | 45 - 49 |       | 50 - 54 |       | 55 - 59 |       | 60 +  |       | All ages |       |
|-------------------------------------------------------|---------|-------|---------|-------|---------|-------|---------|-------|---------|-------|---------|-------|---------|-------|---------|-------|---------|-------|-------|-------|----------|-------|
|                                                       | Groom   | Bride | Groom   | Bride | Groom   | Bride | Groom   | Bride | Groom   | Bride | Groom   | Bride | Groom   | Bride | Groom   | Bride | Groom   | Bride | Groom | Bride | Groom    | Bride |
| <b>Elementary Occupations</b>                         | 2       | 13    | 58      | 50    | 85      | 29    | 33      | 12    | 18      | 4     | 13      | 5     | 10      | 2     | 2       | 2     | -       | -     | -     | -     | 221      | 117   |
| Street Vendors and Related Workers                    | -       | -     | 2       | 1     | 4       | -     | -       | -     | -       | -     | -       | -     | -       | -     | -       | -     | -       | -     | -     | -     | 6        | 1     |
| Domestic and Related Helpers, Cleaners and Launderers | 1       | 10    | 5       | 33    | 9       | 21    | 5       | 8     | 1       | 2     | 2       | 4     | 1       | 1     | 1       | 2     | -       | -     | -     | -     | 25       | 81    |
| Building Caretakers, Window and Related Cleaners      | -       | -     | -       | 4     | -       | 3     | -       | 1     | -       | 1     | -       | -     | -       | -     | -       | -     | -       | -     | -     | -     | -        | 10    |
| Messengers, Porters, Doorkeepers and Related Workers  | 1       | -     | 19      | -     | 21      | -     | 3       | 2     | 4       | 1     | 4       | 1     | 1       | -     | 1       | -     | -       | -     | -     | -     | 54       | 4     |
| Agricultural, Fishery and Related Labourers           | -       | -     | -       | -     | -       | -     | 1       | -     | -       | -     | -       | -     | -       | -     | -       | -     | -       | -     | -     | -     | 1        | -     |
| Mining and Construction Labourers                     | -       | 2     | 6       | 3     | 7       | 1     | 2       | 1     | 4       | -     | -       | -     | -       | -     | -       | -     | -       | -     | -     | -     | 19       | 7     |
| Manufacturing Labourers                               | -       | -     | 21      | 6     | 37      | 4     | 21      | -     | 9       | -     | 7       | -     | 8       | -     | -       | -     | -       | -     | -     | -     | 103      | 10    |
| Transport Labourers and Freight Handlers              | -       | 1     | 5       | 3     | 7       | -     | 1       | -     | -       | -     | -       | -     | -       | -     | -       | -     | -       | -     | -     | -     | 13       | 4     |
| <b>Armed Forces</b>                                   | -       | -     | 6       | 1     | 21      | 1     | 15      | -     | 2       | -     | -       | -     | -       | -     | -       | -     | -       | -     | -     | -     | 44       | 2     |
| Corporals and Other Ranks                             | -       | -     | 3       | 1     | 4       | 1     | 6       | -     | -       | -     | -       | -     | -       | -     | -       | -     | -       | -     | -     | -     | 13       | 2     |
| Technical Officers                                    | -       | -     | 3       | -     | 17      | -     | 9       | -     | 2       | -     | -       | -     | -       | -     | -       | -     | -       | -     | -     | -     | 31       | -     |
| <b>Not Gainfully Occupied</b>                         | 6       | 57    | 29      | 124   | 33      | 55    | 19      | 27    | 2       | 36    | 5       | 18    | 6       | 12    | 4       | 5     | 3       | 2     | 9     | 13    | 120      | 345   |
| Students                                              | 1       | 3     | 10      | 29    | 9       | 10    | 5       | 4     | -       | 1     | -       | -     | -       | -     | -       | -     | -       | -     | -     | -     | 25       | 47    |
| Housewives                                            | -       | 22    | -       | 47    | -       | 20    | -       | 12    | -       | 23    | -       | 13    | -       | 9     | 3       | -     | -       | -     | -     | -     | 0        | 153   |
| Seeking Work                                          | 5       | 32    | 19      | 48    | 24      | 25    | 14      | 11    | 2       | 12    | 4       | 5     | 5       | 2     | 2       | 2     | 2       | 2     | 2     | 2     | 77       | 139   |
| Retired Persons                                       | -       | -     | -       | -     | -       | -     | -       | -     | -       | -     | 1       | -     | 1       | 1     | 1       | 1     | 1       | 1     | 1     | 1     | 18       | 6     |
| <b>Occupation Unknown</b>                             | -       | 2     | 2       | 7     | 12      | 18    | 14      | 13    | -       | 10    | 2       | 4     | 2       | 1     | 1       | -     | 1       | 2     | 2     | -     | 36       | 57    |
| <b>Total</b>                                          | 22      | 120   | 478     | 913   | 1,007   | 766   | 381     | 223   | 169     | 116   | 83      | 42    | 36      | 32    | 29      | 10    | 15      | 9     | 20    | 9     | 2,240    | 2,240 |

52. Marriages classified by nationality and age group of spouses: 2002

| Age group    | Nationality  |              |            |            |           |          |           |           |              |           |           |          |           |          |
|--------------|--------------|--------------|------------|------------|-----------|----------|-----------|-----------|--------------|-----------|-----------|----------|-----------|----------|
|              | Maltese      |              | British    |            | Italian   |          | Other EU  |           | Other Europe |           | USA       |          |           |          |
|              | Groom        | Bride        | Groom      | Bride      | Groom     | Bride    | Groom     | Bride     | Groom        | Bride     | Groom     | Bride    |           |          |
| 16 - 19      | 16           | 107          | 1          | 3          | -         | 1        | -         | -         | -            | -         | -         | 4        | -         | 1        |
| 20 - 24      | 425          | 830          | 14         | 31         | 2         | 3        | 1         | 4         | 3            | 19        | 3         | 19       | 3         | 2        |
| 25 - 29      | 897          | 655          | 34         | 58         | 5         | 1        | 8         | 6         | 14           | 21        | 5         | 21       | 5         | 2        |
| 30 - 34      | 269          | 128          | 60         | 53         | 5         | -        | 11        | 8         | 6            | 12        | 3         | 12       | 3         | -        |
| 35 - 39      | 90           | 40           | 55         | 44         | 3         | -        | 6         | 7         | -            | 5         | -         | 5        | -         | 2        |
| 40 - 44      | 42           | 19           | 27         | 15         | 2         | -        | 3         | 1         | 1            | 1         | 1         | 1        | 1         | -        |
| 45 - 49      | 18           | 12           | 11         | 11         | -         | -        | 2         | 5         | 1            | 1         | -         | 1        | -         | 1        |
| 50 - 54      | 14           | 5            | 9          | 4          | -         | -        | 3         | 1         | 1            | 1         | -         | -        | -         | -        |
| 55 - 59      | 6            | 2            | 5          | 6          | -         | -        | 1         | 1         | 1            | -         | -         | -        | -         | -        |
| 60 - 64      | 4            | 3            | 6          | -          | -         | -        | 1         | -         | -            | -         | -         | -        | -         | -        |
| 65+          | 6            | 3            | 2          | 3          | -         | -        | 1         | -         | -            | -         | -         | -        | -         | -        |
| <b>Total</b> | <b>1,787</b> | <b>1,804</b> | <b>224</b> | <b>228</b> | <b>17</b> | <b>5</b> | <b>37</b> | <b>33</b> | <b>27</b>    | <b>63</b> | <b>12</b> | <b>8</b> | <b>12</b> | <b>8</b> |

| Age Groups   | Nationality |          |            |          |           |          |           |          |           |           |              |              |
|--------------|-------------|----------|------------|----------|-----------|----------|-----------|----------|-----------|-----------|--------------|--------------|
|              | Canadian    |          | Australian |          | Libyan    |          | Egyptian  |          | Others    |           | Total        |              |
|              | Groom       | Bride    | Groom      | Bride    | Groom     | Bride    | Groom     | Bride    | Groom     | Bride     | Groom        | Bride        |
| 16 - 19      | -           | -        | -          | -        | 1         | -        | -         | -        | 4         | 4         | 22           | 120          |
| 20 - 24      | -           | 1        | -          | -        | 10        | -        | 2         | -        | 18        | 23        | 478          | 913          |
| 25 - 29      | 1           | 1        | 4          | 1        | 14        | -        | 2         | -        | 23        | 21        | 1,007        | 766          |
| 30 - 34      | 1           | 5        | 1          | 1        | 7         | -        | 5         | -        | 13        | 16        | 381          | 223          |
| 35 - 39      | 2           | -        | 1          | 1        | 2         | -        | 2         | -        | 8         | 17        | 169          | 116          |
| 40 - 44      | -           | -        | 2          | -        | 2         | -        | -         | -        | 3         | 6         | 83           | 42           |
| 45 - 49      | -           | -        | 1          | -        | -         | -        | -         | -        | 3         | 2         | 36           | 32           |
| 50 - 54      | -           | -        | -          | -        | -         | -        | 1         | -        | 1         | -         | 29           | 10           |
| 55 - 59      | -           | -        | 1          | -        | 1         | -        | -         | -        | -         | -         | 15           | 9            |
| 60 - 64      | -           | -        | -          | -        | -         | -        | -         | -        | -         | -         | 11           | 3            |
| 65+          | -           | -        | -          | -        | -         | -        | -         | -        | -         | -         | 9            | 6            |
| <b>Total</b> | <b>4</b>    | <b>7</b> | <b>10</b>  | <b>3</b> | <b>37</b> | <b>-</b> | <b>12</b> | <b>-</b> | <b>73</b> | <b>89</b> | <b>2,240</b> | <b>2,240</b> |

53A. Spouses\* classified by previous marital condition and district origin in Malta: 2002

| District origin of spouses | Previous marital condition |       |         |       |          |       |          |       |       |       |  |  |
|----------------------------|----------------------------|-------|---------|-------|----------|-------|----------|-------|-------|-------|--|--|
|                            | Single                     |       | Widowed |       | Annulled |       | Divorced |       | Total |       |  |  |
|                            | Groom                      | Bride | Groom   | Bride | Groom    | Bride | Groom    | Bride | Groom | Bride |  |  |
| Malta, Gozo & Comino       | 1,882                      | 1,896 | 16      | 15    | 21       | 18    | 27       | 29    | 1,946 | 1,958 |  |  |
| Malta                      | 1,750                      | 1,758 | 14      | 15    | 20       | 16    | 27       | 27    | 1,811 | 1,816 |  |  |
| Gozo & Comino              | 132                        | 138   | 2       | -     | 1        | 2     | -        | 2     | 135   | 142   |  |  |
| Southern Harbour District  | 430                        | 413   | 2       | 3     | 2        | 2     | 1        | 3     | 435   | 421   |  |  |
| Northern Harbour District  | 563                        | 559   | 7       | 3     | 10       | 5     | 10       | 13    | 590   | 580   |  |  |
| South Eastern District     | 240                        | 258   | -       | 4     | 2        | 2     | 5        | 5     | 245   | 269   |  |  |
| Western District           | 265                        | 276   | 3       | 2     | 3        | 4     | 2        | -     | 273   | 282   |  |  |
| Northern District          | 252                        | 252   | 2       | 3     | 5        | 3     | 9        | 6     | 268   | 264   |  |  |
| Gozo & Comino              | 132                        | 138   | 2       | -     | 1        | 2     | -        | 2     | 135   | 142   |  |  |

\* Excludes spouses whose previous country of residence was not Malta. (See table below)

79

53B. Spouses\* classified by previous country of residence and marital condition: 2002

| Regional country of residence | Previous marital condition |            |          |          |          |          |           |           |            |            |  |  |
|-------------------------------|----------------------------|------------|----------|----------|----------|----------|-----------|-----------|------------|------------|--|--|
|                               | Single                     |            | Widowed  |          | Annulled |          | Divorced  |           | Total      |            |  |  |
|                               | Groom                      | Bride      | Groom    | Bride    | Groom    | Bride    | Groom     | Bride     | Groom      | Bride      |  |  |
| UK                            | 152                        | 153        | 4        | 5        | 2        | -        | 58        | 52        | 216        | 210        |  |  |
| Italy                         | 15                         | 7          | -        | -        | -        | -        | 4         | 2         | 19         | 9          |  |  |
| Other EU                      | 17                         | 15         | -        | -        | -        | -        | 7         | 11        | 24         | 26         |  |  |
| Other Europe                  | 4                          | 6          | -        | -        | -        | -        | 3         | 3         | 7          | 9          |  |  |
| USA                           | 6                          | 3          | -        | 1        | -        | -        | 1         | -         | 7          | 4          |  |  |
| Canada                        | 4                          | 5          | -        | -        | -        | -        | 1         | -         | 5          | 5          |  |  |
| Australia                     | 6                          | 4          | -        | -        | -        | -        | 2         | -         | 8          | 4          |  |  |
| Libya                         | 2                          | -          | -        | -        | -        | -        | -         | -         | 2          | -          |  |  |
| Egypt                         | -                          | -          | -        | -        | -        | -        | -         | -         | -          | -          |  |  |
| Other                         | 6                          | 11         | -        | -        | -        | 2        | -         | 2         | 6          | 15         |  |  |
| <b>Total</b>                  | <b>212</b>                 | <b>204</b> | <b>4</b> | <b>6</b> | <b>2</b> | <b>2</b> | <b>76</b> | <b>70</b> | <b>294</b> | <b>282</b> |  |  |

\* Excludes all Maltese nationals who reside in Malta

54A. Spouses\* classified by nationality and district origin: 2002

| Districts                 | Nationality |       |            |       |         |       |          |       |              |       |       |       |
|---------------------------|-------------|-------|------------|-------|---------|-------|----------|-------|--------------|-------|-------|-------|
|                           | Maltese     |       | British    |       | Italian |       | Other EU |       | Other Europe |       | USA   |       |
|                           | Groom       | Bride | Groom      | Bride | Groom   | Bride | Groom    | Bride | Groom        | Bride | Groom | Bride |
| Malta, Gozo & Comino      | 1,779       | 1,799 | 16         | 23    | 4       | 2     | 10       | 10    | 18           | 55    | 1     | -     |
| Malta                     | 1,647       | 1,662 | 16         | 22    | 4       | 2     | 9        | 10    | 18           | 52    | 1     | -     |
| Gozo & Comino             | 132         | 137   | -          | 1     | -       | -     | 1        | -     | -            | 3     | -     | -     |
| Southern Harbour District | 415         | 407   | 1          | 1     | 1       | -     | 1        | -     | 3            | 6     | -     | -     |
| Northern Harbour District | 526         | 516   | 2          | 1     | 2       | 1     | 2        | 6     | 6            | 22    | 1     | -     |
| South Eastern District    | 222         | 252   | 5          | 5     | -       | 1     | 3        | 2     | 2            | 5     | -     | -     |
| Western District          | 261         | 273   | -          | 2     | -       | -     | -        | 1     | 0            | 4     | -     | -     |
| Northern District         | 223         | 214   | 8          | 13    | 1       | -     | 3        | 1     | 7            | 15    | -     | -     |
| Gozo & Comino             | 132         | 137   | -          | 1     | -       | -     | 1        | -     | -            | 3     | -     | -     |
|                           |             |       |            |       |         |       |          |       |              |       |       |       |
| Districts                 | Nationality |       |            |       |         |       |          |       |              |       |       |       |
|                           | Canadian    |       | Australian |       | Libyan  |       | Egyptian |       | Others       |       | Total |       |
|                           | Groom       | Bride | Groom      | Bride | Groom   | Bride | Groom    | Bride | Groom        | Bride | Groom | Bride |
| Malta, Gozo & Comino      | -           | -     | 2          | -     | 35      | -     | 13       | -     | 68           | 69    | 1,946 | 1,958 |
| Malta                     | -           | -     | 2          | -     | 34      | -     | 13       | -     | 67           | 68    | 1,811 | 1,816 |
| Gozo & Comino             | -           | -     | -          | -     | 1       | -     | -        | -     | 1            | 1     | 135   | 142   |
| Southern Harbour District | -           | -     | -          | -     | 2       | -     | 4        | -     | 8            | 7     | 435   | 421   |
| Northern Harbour District | -           | -     | -          | -     | 16      | -     | 5        | -     | 30           | 34    | 590   | 580   |
| South Eastern District    | -           | -     | 1          | -     | 2       | -     | -        | -     | 10           | 4     | 245   | 269   |
| Western District          | -           | -     | -          | -     | 4       | -     | 1        | -     | 7            | 2     | 273   | 282   |
| Northern District         | -           | -     | 1          | -     | 10      | -     | 3        | -     | 12           | 21    | 268   | 264   |
| Gozo & Comino             | -           | -     | -          | -     | 1       | -     | -        | -     | 1            | 1     | 135   | 142   |

\* Excludes spouses whose previous country of residence was not Malta.

54B. Spouses\* classified by nationality and previous country of residence: 2002

| Previous country of residence | Nationality |          |            |            |           |          |           |           |              |           |           |          |
|-------------------------------|-------------|----------|------------|------------|-----------|----------|-----------|-----------|--------------|-----------|-----------|----------|
|                               | Maltese     |          | British    |            | Italian   |          | Other EU  |           | Other Europe |           | USA       |          |
|                               | Groom       | Bride    | Groom      | Bride      | Groom     | Bride    | Groom     | Bride     | Groom        | Bride     | Groom     | Bride    |
| UK                            | 6           | 5        | 205        | 202        | -         | -        | 3         | 2         | -            | -         | -         | -        |
| Italy                         | -           | -        | -          | -          | 13        | 3        | -         | -         | -            | -         | 5         | 4        |
| Other EU                      | -           | -        | 1          | 2          | -         | -        | 21        | 22        | 1            | 2         | -         | -        |
| Other Europe                  | -           | -        | 1          | -          | -         | -        | 1         | -         | 5            | 8         | -         | -        |
| USA                           | 1           | -        | -          | -          | -         | -        | 1         | -         | -            | -         | 5         | 4        |
| Canada                        | 1           | -        | -          | -          | -         | -        | -         | -         | -            | -         | -         | -        |
| Australia                     | -           | -        | -          | -          | -         | -        | -         | 1         | -            | -         | -         | -        |
| Libya                         | -           | -        | -          | -          | -         | -        | -         | -         | -            | -         | -         | -        |
| Egypt                         | -           | -        | -          | -          | -         | -        | -         | -         | -            | -         | -         | -        |
| Other                         | -           | -        | 1          | 1          | -         | -        | -         | -         | -            | -         | 1         | -        |
| <b>Total</b>                  | <b>8</b>    | <b>5</b> | <b>208</b> | <b>205</b> | <b>13</b> | <b>3</b> | <b>26</b> | <b>25</b> | <b>6</b>     | <b>10</b> | <b>11</b> | <b>8</b> |

| Previous country of residence | Nationality |          |            |          |          |          |          |          |          |           |            |            |
|-------------------------------|-------------|----------|------------|----------|----------|----------|----------|----------|----------|-----------|------------|------------|
|                               | Canadian    |          | Australian |          | Libyan   |          | Egyptian |          | Others   |           | Total      |            |
|                               | Groom       | Bride    | Groom      | Bride    | Groom    | Bride    | Groom    | Bride    | Groom    | Bride     | Groom      | Bride      |
| UK                            | -           | -        | -          | -        | -        | -        | -        | -        | 2        | 1         | 216        | 210        |
| Italy                         | -           | -        | -          | -        | -        | -        | -        | -        | 1        | 2         | 19         | 9          |
| Other EU                      | -           | -        | -          | -        | -        | -        | -        | -        | 1        | -         | 24         | 26         |
| Other Europe                  | -           | 1        | -          | -        | -        | -        | -        | -        | -        | -         | 7          | 9          |
| USA                           | -           | -        | -          | -        | -        | -        | -        | -        | -        | -         | 7          | 4          |
| Canada                        | 4           | 5        | -          | -        | -        | -        | -        | -        | -        | -         | 5          | 5          |
| Australia                     | -           | -        | 8          | 3        | -        | -        | -        | -        | -        | -         | 8          | 4          |
| Libya                         | -           | -        | -          | -        | 2        | -        | -        | -        | -        | -         | 2          | -          |
| Egypt                         | -           | -        | -          | -        | -        | -        | -        | -        | -        | -         | -          | -          |
| Other                         | -           | 1        | -          | -        | -        | -        | -        | -        | 4        | 13        | 6          | 15         |
| <b>Total</b>                  | <b>4</b>    | <b>7</b> | <b>8</b>   | <b>3</b> | <b>2</b> | <b>-</b> | <b>-</b> | <b>-</b> | <b>8</b> | <b>16</b> | <b>294</b> | <b>282</b> |

\* Excludes all Maltese nationals who reside in Malta

55. Civil marriages by age group and socio economic status of spouses: 2002

| Socio Economic Group                                 | 16-19     |           | 20-24     |            | 25-29      |            | 30-34      |            | 35-39     |           | 40-44     |           | 45-49     |           | 50-54     |           | 55-59     |          | 60+       |          | All ages   |            |
|------------------------------------------------------|-----------|-----------|-----------|------------|------------|------------|------------|------------|-----------|-----------|-----------|-----------|-----------|-----------|-----------|-----------|-----------|----------|-----------|----------|------------|------------|
|                                                      | Groom     | Bride     | Groom     | Bride      | Groom      | Bride      | Groom      | Bride      | Groom     | Bride     | Groom     | Bride     | Groom     | Bride     | Groom     | Bride     | Groom     | Bride    | Groom     | Bride    | Groom      | Bride      |
| 1. Legislators, Senior Officials and Managers        | -         | 1         | 2         | 5          | 11         | 11         | 15         | 15         | 18        | 7         | 5         | 1         | 2         | 1         | 4         | -         | 2         | -        | 1         | -        | 60         | 41         |
| 2. Professionals                                     | -         | -         | 9         | 7          | 19         | 17         | 11         | 13         | 10        | 3         | 8         | 1         | 2         | 3         | 5         | -         | 3         | -        | -         | -        | 67         | 44         |
| 3. Technical and Associate Professionals             | 1         | 2         | 7         | 11         | 23         | 12         | 19         | 7          | 12        | 7         | 9         | 2         | 2         | 3         | 6         | 1         | 2         | -        | 1         | -        | 82         | 45         |
| 4. Clerks                                            | -         | 2         | 3         | 9          | 2          | 16         | 3          | 19         | 7         | 15        | 3         | -         | -         | 2         | -         | -         | 1         | 2        | -         | -        | 19         | 65         |
| 5. Service workers and shop and market sales workers | 3         | 6         | 7         | 16         | 8          | 15         | 9          | 8          | 5         | 5         | 3         | 4         | 3         | 2         | 4         | 2         | -         | 2        | -         | -        | 42         | 60         |
| 6. Skilled Agricultural and Fishery workers          | -         | -         | 1         | -          | -          | -          | 1          | -          | 2         | -         | -         | -         | -         | -         | -         | -         | -         | -        | -         | -        | 4          | 0          |
| 7. Craft and related trade workers                   | 4         | -         | 13        | 1          | 23         | 2          | 23         | 1          | 16        | 1         | 9         | -         | 4         | -         | 1         | -         | -         | -        | -         | -        | 93         | 5          |
| 8. Plant and Machine operators and assemblers        | 1         | 4         | 2         | 11         | 7          | 4          | 6          | 6          | 7         | 2         | 2         | -         | 2         | -         | 1         | -         | 1         | -        | -         | -        | 29         | 27         |
| 9. Elementary occupations                            | 1         | 4         | 9         | 9          | 14         | 6          | 7          | 3          | 3         | 4         | 5         | 3         | 5         | 2         | 2         | 2         | -         | -        | -         | -        | 46         | 33         |
| 10. Armed Forces                                     | 2         | 3         | 7         | 4          | 7          | 4          | 6          | 2          | 4         | 2         | 2         | 1         | 2         | -         | 1         | -         | 1         | -        | 3         | -        | 35         | 16         |
| 11. Not Gainfully Occupied                           | 4         | 31        | 21        | 53         | 20         | 41         | 19         | 37         | 8         | 34        | 9         | 18        | 5         | 12        | 2         | 5         | 3         | 4        | 7         | 4        | 98         | 239        |
| <b>Totals</b>                                        | <b>16</b> | <b>53</b> | <b>81</b> | <b>126</b> | <b>134</b> | <b>128</b> | <b>119</b> | <b>111</b> | <b>92</b> | <b>80</b> | <b>55</b> | <b>30</b> | <b>27</b> | <b>25</b> | <b>26</b> | <b>10</b> | <b>13</b> | <b>8</b> | <b>12</b> | <b>4</b> | <b>575</b> | <b>575</b> |

Price: Lm3.00  
ISBN 99909-81-96-5  
ISSN 0076-3470