

Motor Vehicles: Q4/2023

NR 021/2024 Release Date: 2 February 2024

In the fourth quarter of 2023, the stock of licensed motor vehicles increased by 2,560 over the previous quarter.



At the end of December 2023, the stock of licensed motor vehicles stood at 438,567. Out of this total, 73.8 per cent were passenger cars, 14.2 per cent were commercial and agricultural motor vehicles and 11.4 per cent were motorcycles/E-bikes/PA-bikes, E-kick scooters, quadricycles and All-Terrain Vehicles (ATVs). Buses and minibuses amounted to less than one per cent (Table 1). During the quarter under review, the stock of licensed motor vehicles increased at a net average rate of 28 motor vehicles per day (Chart 2).

Newly licensed motor vehicles

Newly licensed motor vehicles put on the road during the period under review amounted to 5,483. The majority of newly licensed motor vehicles, 3,658 or 66.7 per cent of the total, were passenger cars, followed by motorcycles/E-bikes/PA-bikes with 967 or 17.6 per cent. Newly licensed 'new' motor vehicles amounted to 3,080 or 56.2 per cent of the total, whereas newly

licensed 'used' motor vehicles totalled 2,403 or 43.8 per cent (Tables 2-4). An average of 60 motor vehicles per day were newly licensed during the quarter under review (Chart 3).

Motor vehicles under restriction

During the fourth quarter of 2023, 6,314 motor vehicles were taken off the road due to restrictions. Out of these, 38.9 per cent were garaged, 34.2 per cent were resold, and 25.1 per cent were scrapped. Motor vehicles that had their restriction ending during the quarter under review totalled 3,706. The majority were recorded as being resold (53.8 per cent) or garaged (45.4 per cent) (Tables 5-6).

Motor energy type

As at the end of December 2023, 254,653 motor vehicles or 58.1 per cent of the total had petrol-powered engines. Diesel-powered motor vehicles reached 156,616 or 35.7 per cent of the total. Electric and plug-in hybrid motor vehicles accounted for 3.9 per cent of the entire stock, with a total of 17,036 motor vehicles. When compared to the previous quarter, increases of 29.3 per cent, 7.9 per cent and 6.7 per cent were registered in plug-in hybrid (diesel-electric), mild hybrid (petrol-electric) and electric motor vehicles respectively (Table 7).

Chart 1. Stock of licensed motor vehicles by period

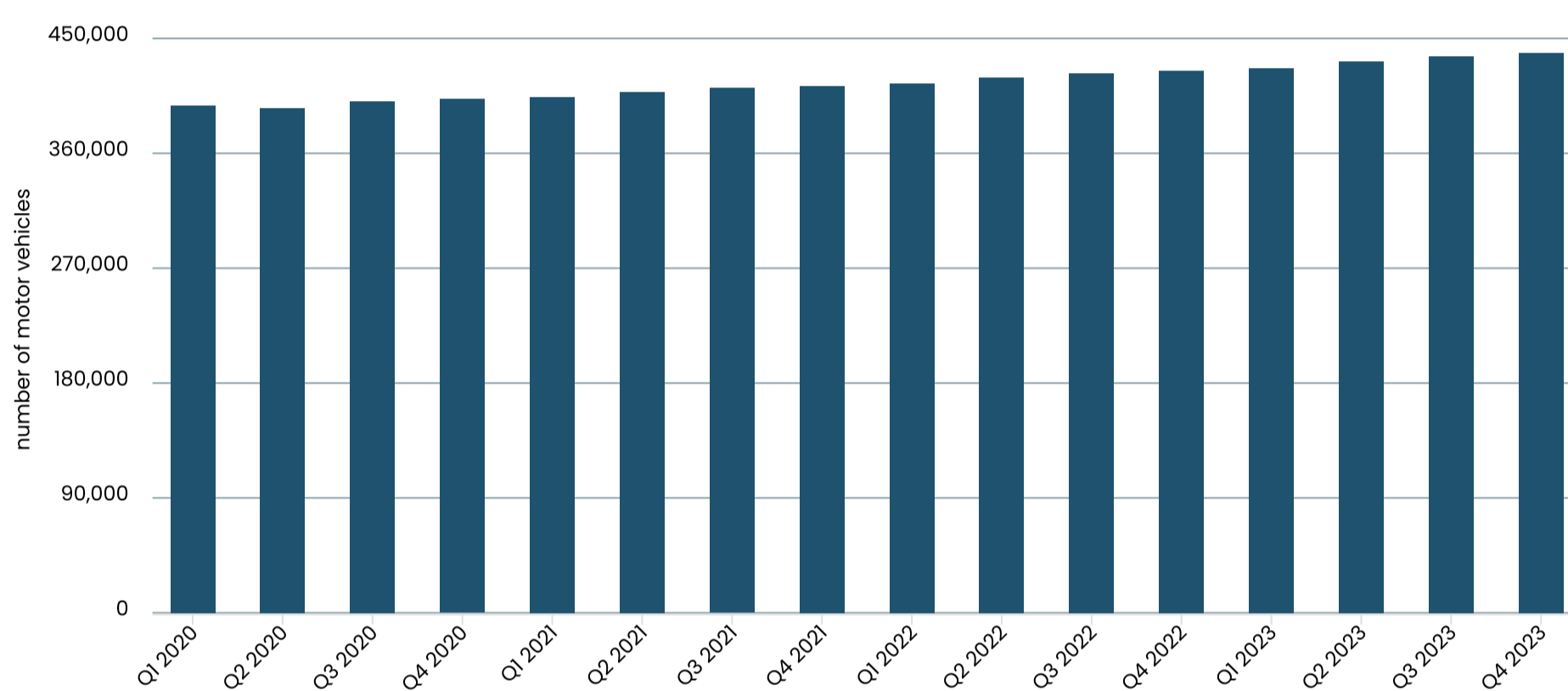
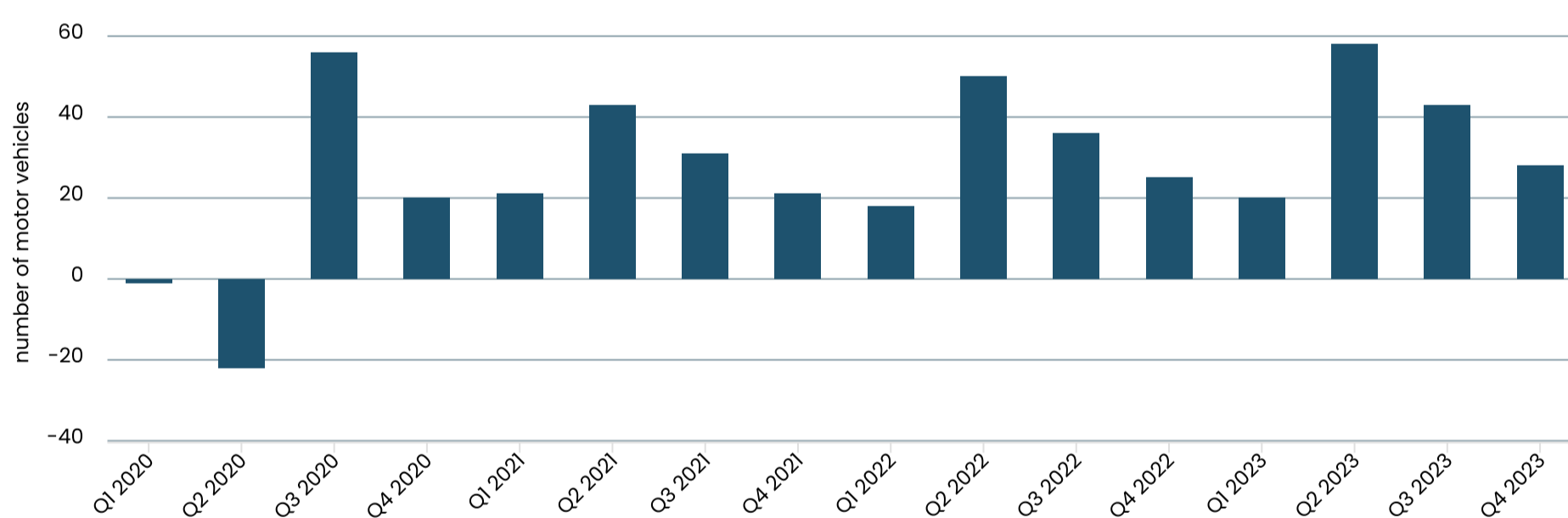


Chart 2. Average daily change in stock of licensed motor vehicles

Quarterly



Note: The values indicated in the chart above are calculated using the formula in methodological note 9. This may differ slightly from the change obtained from the formula indicated in methodological note 8 due to the cut-off dates of the different databases.

Chart 3. Average daily newly licensed 'new' and 'used' motor vehicles

Quarterly

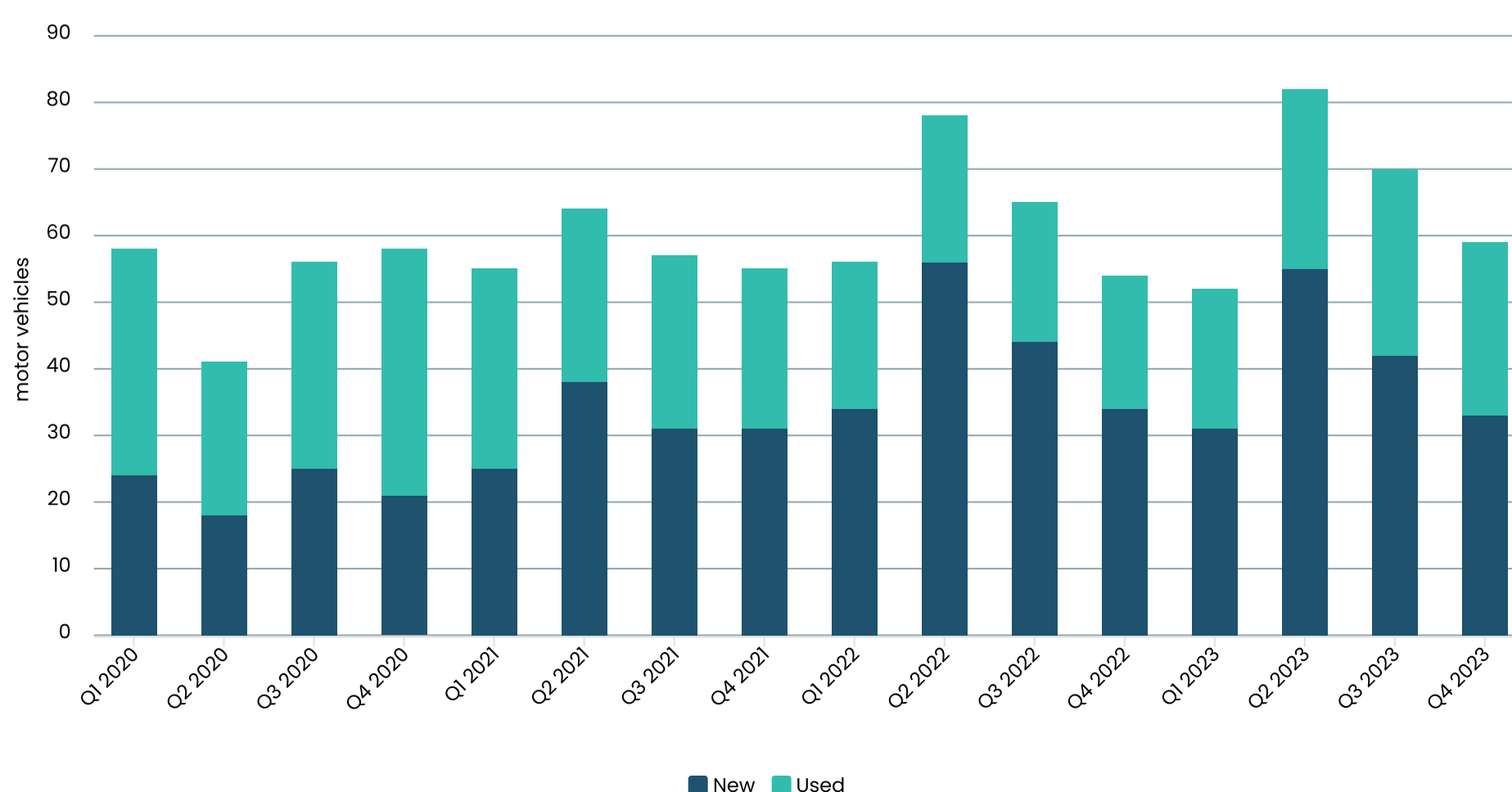


Table 1. Stock of licensed motor vehicles by vehicle group and period

Period	Agricultural	Coach and private bus	Minibus		Route bus	Motorcycle/E-Bicycle/ PA-Bicycle			E-kick scooter		Quad and ATV		Passenger car					Commercial vehicle			Total
			Garage hire	Other		Self-drive	Leased	Other	Leased	Other	Leased	Other	Garage hire	Self-drive	Leased	Taxi	Other	Goods-carrying vehicle	Special purpose vehicle	Road tractor	
2020																					
Q1	2,220	319	123	1,301	391	10	1,113	29,503	-	-	131	1,081	2,564	780	8,555	289	294,227	49,827	3,807	1,150	397,391
Q2	2,253	246	106	1,204	410	9	882	30,116	-	-	104	1,102	2,301	544	6,784	251	294,167	49,958	3,824	1,152	395,413
Q3	2,285	331	105	1,328	438	8	976	30,701	174	1	128	1,130	2,439	610	8,437	278	295,758	50,434	3,857	1,168	400,586
Q4	2,323	340	107	1,348	425	8	942	31,159	174	17	109	1,146	2,341	460	8,036	254	297,275	50,866	3,923	1,174	402,427
2021																					
Q1	2,352	319	106	1,353	424	6	1,030	31,637	487	36	120	1,143	2,270	426	7,857	228	298,373	51,010	3,957	1,169	404,303
Q2	2,368	342	103	1,363	425	6	1,174	32,652	1,010	60	143	1,155	2,342	476	8,412	248	299,539	51,251	3,975	1,161	408,205
Q3	2,389	353	104	1,381	433	6	1,263	33,584	996	112	145	1,152	2,471	532	8,854	262	300,402	51,454	3,998	1,165	411,056
Q4	2,414	353	103	1,407	443	2	1,222	34,657	998	141	129	1,133	2,575	458	8,825	273	301,069	51,628	4,040	1,149	413,019
2022																					
Q1	2,443	353	103	1,433	439	2	1,189	35,801	688	163	144	1,166	2,707	446	8,925	270	301,364	51,777	4,100	1,156	414,669
Q2	2,474	358	105	1,441	440	2	1,224	36,821	2,259	179	175	1,168	2,999	518	9,524	278	301,903	52,096	4,140	1,150	419,254
Q3	2,488	357	102	1,461	442	-	1,280	38,177	2,631	189	181	1,161	3,355	525	9,799	281	302,526	52,301	4,170	1,150	422,576
Q4	2,517	367	102	1,492	437	-	1,228	39,464	2,629	200	158	1,158	3,639	399	9,657	278	303,261	52,573	4,185	1,160	424,904
2023																					
Q1	2,574	370	101	1,490	437	-	1,268	39,996	2,647	239	164	1,189	3,919	384	9,732	281	303,783	52,756	4,227	1,163	426,720
Q2	2,625	380	99	1,500	461	-	1,369	40,970	3,644	257	180	1,196	4,484	425	10,341	286	305,171	53,215	4,270	1,166	432,039
Q3	2,662	379	100	1,542	467	-	1,487	41,872	4,348	281	183	1,196	4,623	438	10,465	286	306,575	53,603	4,331	1,169	436,007
Q4	2,683	385	99	1,550	467	-	1,397	42,697	4,242	296	172	1,202	4,787	351	10,360	285	308,069	53,958	4,393	1,174	438,567

Note: As from the publication of Q3/2021 news release, data by vehicle group has been recategorised to include e-kick scooters. Refer to methodological note 6.

Table 2. Newly licensed motor vehicles by category and period

Period	Agricultural	Coach and private bus	Minibus	Route bus	Motorcycle/E-Bicycle/ PA-Bicycle	E-kick scooter	Quad and ATV	Passenger car	Goods-carrying vehicle	Special purpose vehicle	Road tractor	Total
2020	142	18	140	52	2,789	191	84	13,214	2,504	264	83	19,481
Q1	32	8	58	2	631	-	13	3,752	688	69	16	5,269
Q2	35	3	12	20	788	-	34	2,157	551	57	22	3,679
Q3	35	4	41	30	734	175	25	3,491	540	59	26	5,160
Q4	40	3	29	-	636	16	12	3,814	725	79	19	5,373
2021	120	7	92	7	4,592	1,075	63	12,878	1,892	253	56	21,035
Q1	32	1	17	-	638	332	23	3,307	484	73	14	4,921
Q2	28	1	19	-	1,384	548	18	3,346	469	59	15	5,887
Q3	28	4	27	-	1,237	153	15	3,235	468	52	16	5,235
Q4	32	1	29	7	1,333	42	7	2,990	471	69	11	4,992
2022	105	8	94	3	6,037	2,131	98	12,328	1,960	206	46	23,016
Q1	28	-	21	-	1,312	31	58	3,061	439	49	9	5,008
Q2	27	2	9	2	1,476	1,600	18	3,328	546	60	5	7,073
Q3	21	3	25	1	1,648	486	16	3,287	471	39	16	6,013
Q4	29	3	39	-	1,601	14	6	2,652	504	58	16	4,922
2023	164	12	95	31	4,279	2,086	99	14,433	2,486	316	48	24,049
Q1	54	2	12	-	804	153	43	3,039	520	67	10	4,704
Q2	49	5	13	25	1,335	1,089	20	4,161	686	83	10	7,476
Q3	35	4	49	6	1,173	819	18	3,575	604	86	17	6,386
Q4	26	1	21	-	967	25	18	3,658	676	80	11	5,483

Notes:

1. Figures include 'new' and 'used' licensed motor vehicles.

2. As from the Q3/2021 news release, data by vehicle group has been recategorised to include e-kick scooters. Refer to methodological note 6.

Table 3. Newly licensed 'new' motor vehicles by category and period

Period	Agricultural	Coach and private bus	Minibus	Route bus	Motorcycle/E-Bicycle/ PA-Bicycle	E-kick scooter	Quad and ATV	Passenger car	Goods-carrying vehicle	Special purpose vehicle	Road tractor	Total
2020	15	1	95	51	2,373	191	81	4,603	630	42	6	8,088
Q1	4	-	38	1	522	-	10	1,441	179	10	2	2,207
Q2	2	-	5	20	698	-	34	714	121	8	1	1,603
Q3	4	1	30	30	635	175	25	1,282	135	9	3	2,329
Q4	5	-	22	-	518	16	12	1,166	195	15	-	1,949
2021	17	-	80	7	4,211	1,073	58	5,250	653	67	1	11,417
Q1	3	-	11	-	533	331	23	1,197	129	14	-	2,241
Q2	6	-	17	-	1,276	547	15	1,442	171	15	-	3,489
Q3	5	-	23	-	1,149	153	13	1,325	179	11	1	2,859
Q4	3	-	29	7	1,253	42	7	1,286	174	27	-	2,828
2022	19	3	89	3	5,736	2,129	84	6,429	758	49	15	15,314
Q1	4	-	20	-	1,229	31	51	1,552	162	10	1	3,060
Q2	9	-	8	2	1,395	1,599	14	1,797	236	16	-	5,076
Q3	5	2	24	1	1,577	486	15	1,735	190	10	6	4,051
Q4	1	1	37	-	1,535	13	4	1,345	170	13	8	3,127
2023	61	2	81	31	3,959	2,086	95	7,465	875	51	3	14,709
Q1	23	-	11	-	725	153	42	1,601	208	13	2	2,778
Q2	10	2	9	25	1,243	1,089	19	2,386	217	9	-	5,009
Q3	14	-	43	6	1,105	819	17	1,597	225	16	-	3,842
Q4	14	-	18	-	886	25	17	1,881	225	13	1	3,080

Note: As from the Q3/2021 news release, data by vehicle group has been recategorised to include e-kick scooters. Refer to methodological note 6.

Table 4. Newly licensed 'used' motor vehicles by category and period

Period	Agricultural	Coach and private bus	Minibus	Route bus	Motorcycle/E-Bicycle/ PA-Bicycle	E-kick scooter	Quad and ATV	Passenger car	Goods-carrying vehicle	Special purpose vehicle	Road tractor	Total
2020	127	17	45	1	416	-	3	8,611	1,874	222	77	11,393
Q1	28	8	20	1	109	-	3	2,311	509	59	14	3,062
Q2	33	3	7	-	90	-	-	1,443	430	49	21	2,076
Q3	31	3	11	-	99	-	-	2,209	405	50	23	2,831
Q4	35	3	7	-	118	-	-	2,648	530	64	19	3,424
2021	103	7	12	-	381	2	5	7,628	1,239	186	55	9,618
Q1	29	1	6	-	105	1	-	2,110	355	59	14	2,680
Q2	22	1	2	-	108	1	3	1,904	298	44	15	2,398
Q3	23	4	4	-	88	-	2	1,910	289	41	15	2,376
Q4	29	1	-	-	80	-	-	1,704	297	42	11	2,164
2022	86	5	5	-	301	2	14	5,899	1,202	157	31	7,702
Q1	24	-	1	-	83	-	7	1,509	277	39	8	1,948
Q2	18	2	1	-	81	1	4	1,531	310	44	5	1,997
Q3	16	1	1	-	71	-	1	1,552	281	29	10	1,962
Q4	28	2	2	-	66	1	2	1,307	334	45	8	1,795
2023	103	10	14	-	320	-	4	6,968	1,611	265	45	9,340
Q1	31	2	1	-	79	-	1	1,438	312	54	8	1,926
Q2	39	3	4	-	92	-	1	1,775	469	74	10	2,467
Q3	21	4	6	-	68	-	1	1,978	379	70	17	2,544
Q4	12	1	3	-	81	-	1	1,777	451	67	10	2,403

Note: As from the publication of Q3/2021 news release, data by vehicle group has been recategorised to include e-kick scooters. Refer to methodological note 6.

Table 5. Motor vehicles with restriction starting during Q4/2023 by category and restriction type

Restriction	Agricultural	Coach and private bus	Minibus	Route bus	Motorcycle	E-kick scooter	Quad and ATV	Passenger car	Goods-carrying vehicle	Special purpose vehicle	Road tractor	Total
Resale	-	-	-	-	107	1	1	1,866	177	6	1	2,159
Exported	-	-	-	-	17	-	-	35	7	-	-	59
Garaged	14	2	14	-	363	-	20	1,611	360	63	12	2,459
Scrapped	-	-	9	-	55	-	10	1,355	138	15	1	1,583
Other ¹	-	-	1	-	5	-	-	46	2	-	-	54
Total	14	2	24	-	547	1	31	4,913	684	84	14	6,314

¹ Other minor restrictions such as seized by police, no engine, etc.

Note: There may be motor vehicles with restriction starting and ending during the same quarter.

Table 6. Motor vehicles with restriction ending during Q4/2023 by category and restriction type

Restriction												Total
	Agricultural	Coach and private bus	Mimibus	Route bus	Motorcycle	E-kick scooter	Quad and ATV	Passenger car	Goods-carrying vehicle	Special purpose vehicle	Road tractor	
Resale	-	-	1	-	93	-	2	1,717	175	5	1	1,994
Exported ¹	-	-	-	-	1	-	-	6	-	-	1	8
Garaged	11	6	9	-	198	-	7	1,195	210	40	7	1,683
Other ²	-	-	-	-	3	-	-	14	3	1	-	21
Total	11	6	10	-	295	-	9	2,932	388	46	9	3,706

¹ Motor vehicles that have been exported and reimported.

² Other minor restrictions such as seized by police, no engine, etc.

Note: There may be motor vehicles with restriction starting and ending during the same quarter.

Table 7. Stock of licensed motor vehicles by motor energy type and vehicle category as at end Q4/2023

Vehicle category	Petrol	Diesel	Electric	Mild Hybrid (Petrol-Electric)	Mild Hybrid (Diesel-Electric)	LPG	Combined (Petrol-LPG)	Combined (Diesel-LPG)	Plug-in Hybrid (Petrol-Electric)	Plug-in Hybrid (Diesel-Electric)	Total
Agricultural	41	2,642	-	-	-	-	-	-	-	-	2,683
Coach and private bus	-	370	-	-	-	-	-	15	-	-	385
Minibus	13	1,577	5	-	-	-	-	54	-	-	1,649
Route bus	-	428	39	-	-	-	-	-	-	-	467
Motorcycle/E-Bicycle/PA-Bicycle	40,641	15	3,436	-	-	1	1	-	-	-	44,094
E-kick scooter	-	-	4,538	-	-	-	-	-	-	-	4,538
Quad and ATV	1,121	-	253	-	-	-	-	-	-	-	1,374
Passenger car	210,944	94,553	4,364	7,708	327	5	1,902	8	3,988	53	323,852
Goods-carrying vehicle	1,847	51,743	263	4	17	4	54	23	3	-	53,958
Special purpose vehicle	45	4,117	94	-	-	115	17	5	-	-	4,393
Road tractor	1	1,171	-	-	-	-	-	2	-	-	1,174
Total	254,653	156,616	12,992	7,712	344	125	1,974	107	3,991	53	438,567
% change over Q3/2023	0.4	0.0	6.7	7.9	6.5	1.6	1.0	3.9	6.5	29.3	0.6

Methodological Notes

1. This news release is based on data provided by Transport Malta.
2. Data in this news release is subject to revision.
3. As from the publication of Q3/2021 news release, data by vehicle group has been recategorised to include e-kick scooters. Refer to methodological note 6.
4. Data is being presented in consistency with international counterparts (Eurostat/ITF/UNECE) according to the [5th edition of the illustrated Glossary for Transport Statistics](#).
5. As from 2020, the commentary in this news release is focused on the quarterly comparison of stock of motor vehicles, rather than annual as was done in previous news releases. This modification was introduced as the data relates mainly to stock values and not flow values. This change has only affected the perspective of the commentary.
6. Definitions:
 - a. Motor vehicle categories and classifications
 - **Agricultural:** motor vehicle, normally a tractor, designed exclusively or primarily for agricultural purposes; licensed to use roads open to public traffic.
 - **Coach and private bus:** passenger road motor vehicle designed to carry more than 24 persons (including driver), and with a provision to carry seated and standing passengers.
 - **Minibus/mini-coach:** passenger road motor vehicle designed to carry 10-23 seated or standing persons (including the driver).
 - **Route bus:** bus licensed to operate on established bus routes.
 - **Motorcycle:** two-, three- or four-wheeled road motor vehicle not exceeding 400kg of unladen weight. All such vehicles with a cylinder capacity of 50cc or over are included, as are those under 50cc which do not meet the definition of moped.
 - **E-Bicycle/PA-Bicycle:** bicycle with supportive electrical power unit. Due to the negligible number of powered bicycles, such data is included with motorcycles.
 - **E-kick scooter:** a stand-up device that has a handlebar, a deck and small hard wheels powered by an electric motor and which also allows for human propulsion.
 - **Moped:** two-, three- or four-wheeled road motor vehicle which is fitted with an engine having a cylinder capacity of less than 50cc and a maximum authorised design speed in accordance with national regulations. In this news release, mopeds are included together with motorcycles.
 - **Quad (Quadricycle)/ATV (All-Terrain Vehicle):** four-wheeled road motor vehicle not exceeding 400kg of unladen weight. All such vehicles with a cylinder capacity of 50cc or over are included, as are those under 50cc which do not meet the definition of moped.
 - **Passenger road vehicle:** a road motor vehicle designed, exclusively or primarily, to carry one or more persons. This category includes motorcycles, mopeds, passenger cars, vans designed and used primarily for the transportation of passengers, taxis, hire cars, ambulances, buses, coaches, minibuses and motor homes.
 - **Passenger car:** road motor vehicle, other than a moped, motorcycle or Quad/ATV, intended for the carriage of passengers and designed to seat no more than nine persons (including the driver). This category includes passenger cars, vans designed and used primarily for the transportation of passengers, taxis, hire cars, ambulances, motor homes (not caravans), hearses and microcars.
 - **Goods-carrying vehicle:** road motor vehicle designed, exclusively or primarily, to carry goods. This category includes: (i) light goods road motor vehicles with a gross vehicle weight of not more than 3,500kg designed exclusively or primarily to carry goods, such as vans and pick-ups; (ii) heavy goods road motor vehicles with a gross vehicle weight above 3,500kg designed to carry goods.
 - **Road tractor:** road motor vehicle designed, exclusively or primarily, to haul other road motor vehicles which are not power driven (mainly semi-trailers).
 - **Special purpose vehicle:** road motor vehicle for purposes other than the carriage of passengers or goods. This category includes: fire brigade vehicles; mobile cranes; self-propelled rollers; bulldozers with metallic wheels or track; vehicles for recording film, radio and TV broadcasting; mobile library vehicles; mobile kiosks; towing vehicles for vehicles in need of repair and other special purpose road motor vehicles.
 - **Garage hire:** chauffeur-driven car for hire with driver without pre-determined routes. The method of hire is normally: (i) Flagging down the street; (ii) Picking up at a designated taxi rank; (iii) Telephoning for collection; (iv) Booking through mobile apps or internet.
 - **Self-drive car/motorcycle:** passenger road motor vehicle available for hire (without chauffeur). A 'K' plate is assigned to all motor vehicles falling in this category.
 - **Taxi:** licensed passenger car for hire with driver without pre-determined routes. The method of hire is normally: (i) Flagging down the street; (ii) Picking up at a designated taxi rank; (iii) Telephoning for collection. In Malta this category refers only to a specific taxi license and commonly recognised as white taxis.
 - **Leased:** a contract under which the owner of a motor vehicle grants to another person the exclusive possession of the motor vehicle for an agreed period, in return for a consideration, and under such conditions that the possessor of the motor vehicle will be obliged to pay the full amount of the consideration, or a penalty, to the owner of the motor vehicle, should the contract be terminated before the expiration of the agreed period. A 'QZ' plate is assigned to all motor vehicles falling in this category. In recent years, this category is taking over the 'self-drive vehicles' category.
 - **Other:** this category includes any other use/ownership (mostly private), not mentioned above.
 - b. Alternative vehicle motorisation types
 - **Electric/battery-operated:** electrically-operated motor vehicle, totally independent of a fuel-driven engine.
 - **Mild hybrid petrol-electric vehicle (not plug-in):** road motor vehicle using petrol for propulsion, with an additional one or more electric motors for propulsion, where the electric motor(s) are powered from a traction battery which is charged by a generator driven by the petrol engine. Plug-in hybrid petrol-electric vehicles are not included.
 - **Mild hybrid diesel-electric vehicle (not plug-in):** road motor vehicle using diesel for propulsion, with an additional one or more electric motors for propulsion, where the electric motor(s) are powered from a traction battery which is charged by a generator driven by the diesel engine. Plug-in hybrid diesel-electric vehicles are not included.
 - **Plug-in hybrid petrol-electric vehicle:** hybrid petrol-electric vehicle where the traction battery can also be charged from an external electricity source (such as an electric socket). Mild hybrid petrol-electric vehicles are not included.
 - **Plug-in hybrid diesel-electric vehicle:** hybrid diesel-electric vehicle where the traction battery can also be charged from an external electricity source (such as an electric socket). Mild hybrid diesel-electric vehicles are not included.
 - **Combined:** a combined engine motor vehicle is one that uses two or more distinct non-electric power sources. Combination types include: Petrol/LPG, Diesel/LPG.
 - c. Motor vehicle restrictions
 - **Restrictions:** conditions imposed on a motor vehicle's licence. Restrictions can be either temporary such as garaged, seized, resale, etc., or permanent (i.e. motor vehicle is indefinitely removed from circulation on national territory), such as exported, scrapped or destroyed. In this news release, only data of the four main restrictions (resale, exported, scrapped, garaged) are reported.
 - **Resale:** a motor vehicle which has been de-licensed and put up for resale. The motor vehicle cannot be used on the road until licensed again when sold.
 - **Exported:** a motor vehicle licensed in Malta which has been exported.
 - **Garaged:** a motor vehicle no longer licensed for use on the road. This category excludes motor vehicles which have been scrapped or exported. A motor vehicle may be garaged for a particular period, then re-licensed after this period.
 - **Scrapped:** a motor vehicle which has been scrapped/destroyed and therefore, indefinitely removed from circulation.
 - **Other:** a motor vehicle which has been de-licensed for other reasons not listed above such as stolen, seized, engine removed, arrears issues and other minor restrictions.
7. Newly licensed motor vehicles' data (new and used) shows the number of motor vehicles licensed for the first time to be used on Maltese roads. These values approximately indicate also the local sales of motor vehicles during the applicable period. Transfers of motor vehicles between owners are not included.
8. Stock level corresponding to reference quarter =
Stock recorded in previous quarter
+ newly licensed motor vehicles in quarter under review
– number of motor vehicles with restriction starting during quarter under review
+ number of motor vehicles with restriction ending during the quarter under review
The final number might differ slightly from the actual stock due to the cut-off dates of the different databases.
9. Net average daily increase of stock of licensed vehicles =
$$\frac{\text{stock recorded in quarter under review} - \text{stock recorded in previous quarter}}{\text{number of days in quarter under review}}$$
10. Average daily increase of newly licensed motor vehicles =
$$\frac{\text{newly licensed motor vehicles (new and used)}}{\text{number of days in quarter under review}}$$
11. Statistics in this news release should be interpreted in the context of the COVID-19 situation.
12. More information relating to this news release may be accessed at:
[Sources and Methods](#)
[Statistical Concepts](#)
13. A detailed news release calendar is available [online](#).
14. References to this news release are to be cited appropriately. For guidance on access and re-use of data please visit our [dedicated webpage](#).
15. For further assistance send your request through our [online request form](#).