

# Index of Industrial Production: June 2024

NR 146/2024

Release Date: 08 August 2024

Cut off Date: 02 August 2024

In June 2024, industrial output increased by 6.3 per cent when compared to June 2023.



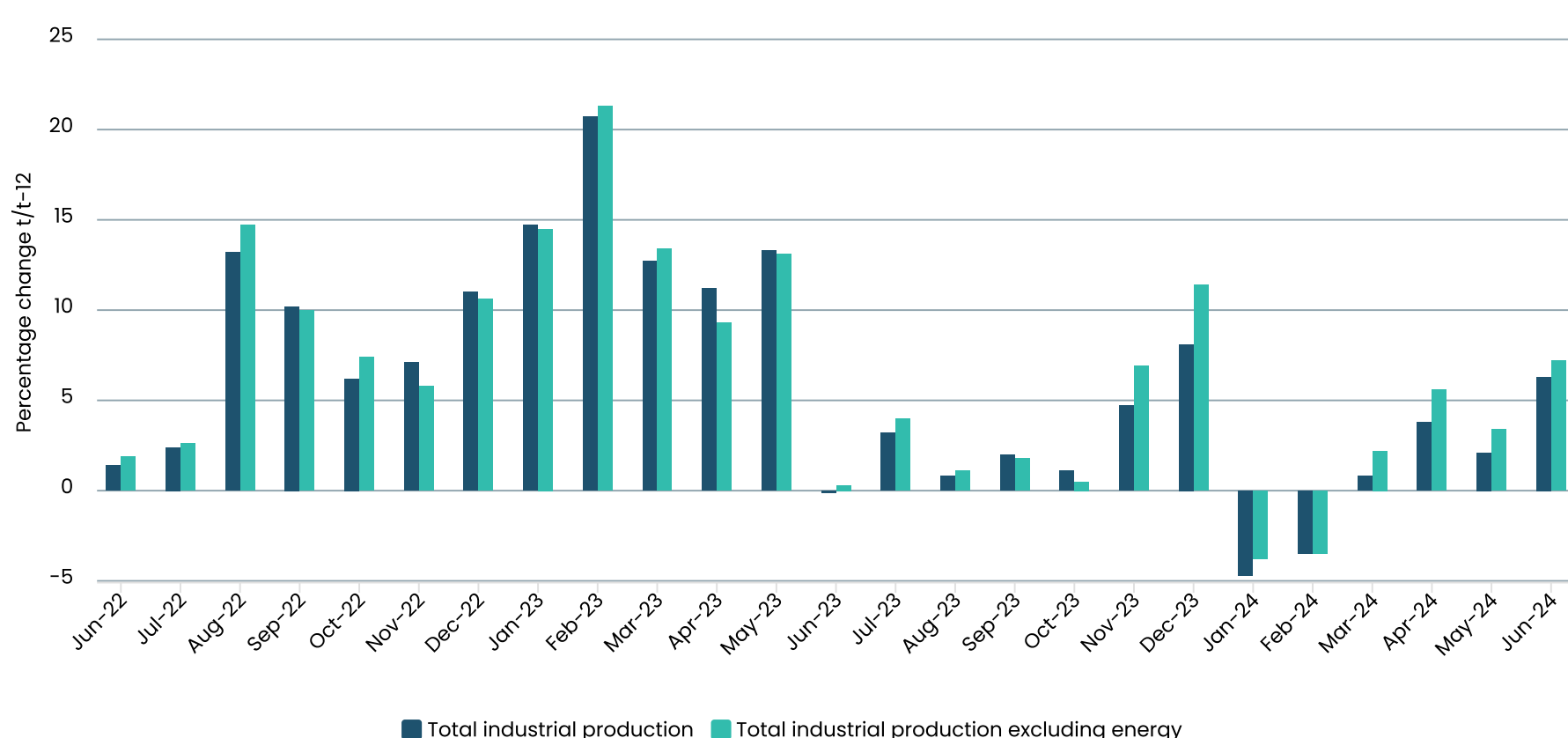
The monthly Index of Industrial Production (IIP) is a business cycle indicator. It provides an early measure of change in the volume of industrial output produced by domestic businesses in the manufacturing, energy, and quarrying sectors in Malta.

## Total industrial output – annual comparison

In June 2024, the index of industrial production increased by 6.3 per cent when compared to the corresponding month in 2023. When excluding energy, the index increased by 7.2 per cent (Chart 1).

### Chart 1. Annual comparison of the total industrial production

% change compared to the corresponding month of the previous year

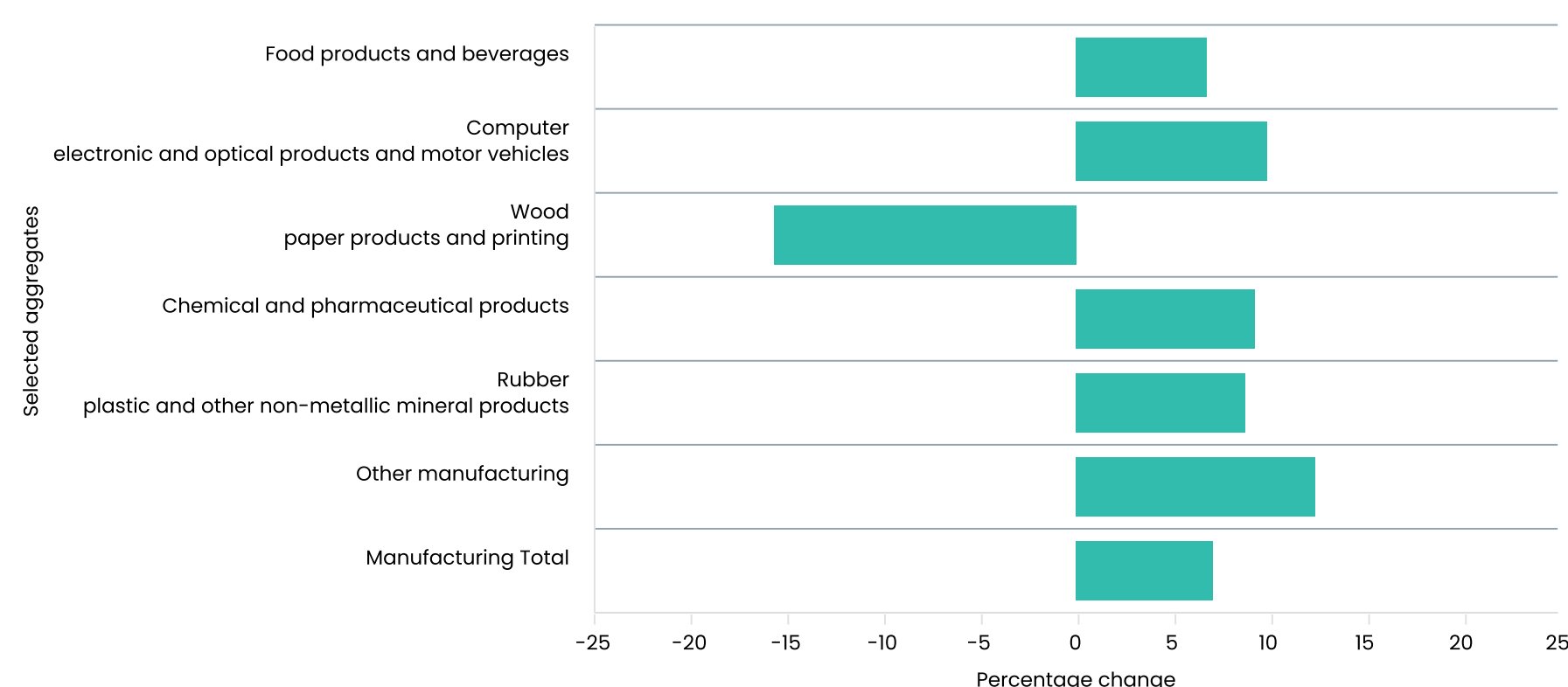


## Manufacturing output – annual comparison

In June 2024, manufacturing output increased by 7.1 per cent. The largest upward change was registered in the production of other manufacturing (12.4 per cent), followed by the production of computer, electronic and optical products and motor vehicles (9.9 per cent) and the production of chemical and pharmaceutical products (9.3 per cent). On the other hand, a decrease was registered in the production of wood, paper products and printing (15.7 per cent) (Chart 2).

### Chart 2. Manufacturing output - annual comparison by selected aggregates

% change compared to the corresponding month of the previous year



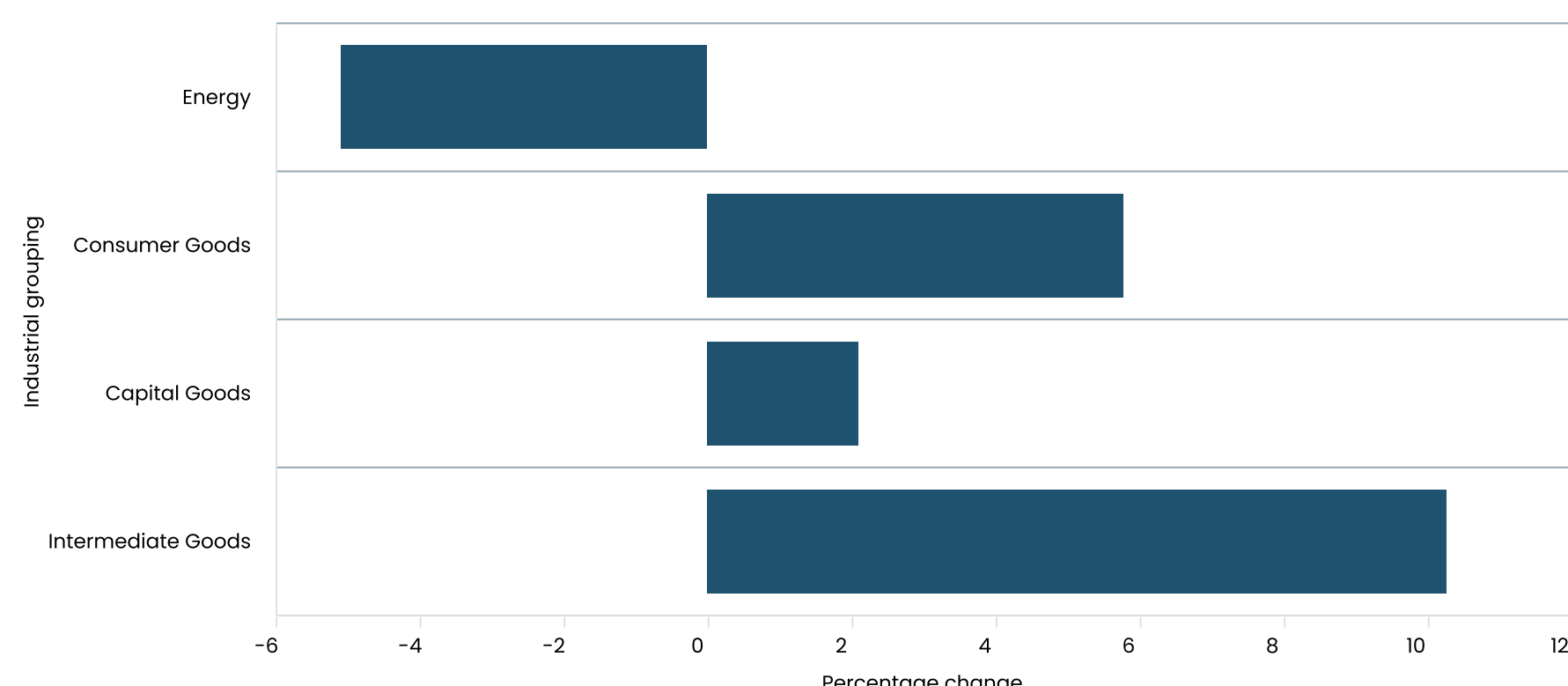
## Industrial output – annual comparison by main industrial grouping

The Main Industrial Groupings (MIGs) provide an alternative statistical breakdown of economic activities classified according to end-use categories. They combine several NACE divisions, groups and classes together (see methodological table for further information).

In June 2024, the production of intermediate goods, consumer goods and capital goods increased by 10.3 per cent, 5.8 per cent and 2.1 per cent, respectively. On the contrary, the production of energy went down by 5.1 per cent (Chart 3).

### Chart 3. Annual comparison by main industrial grouping

% change compared to the corresponding month of the previous year



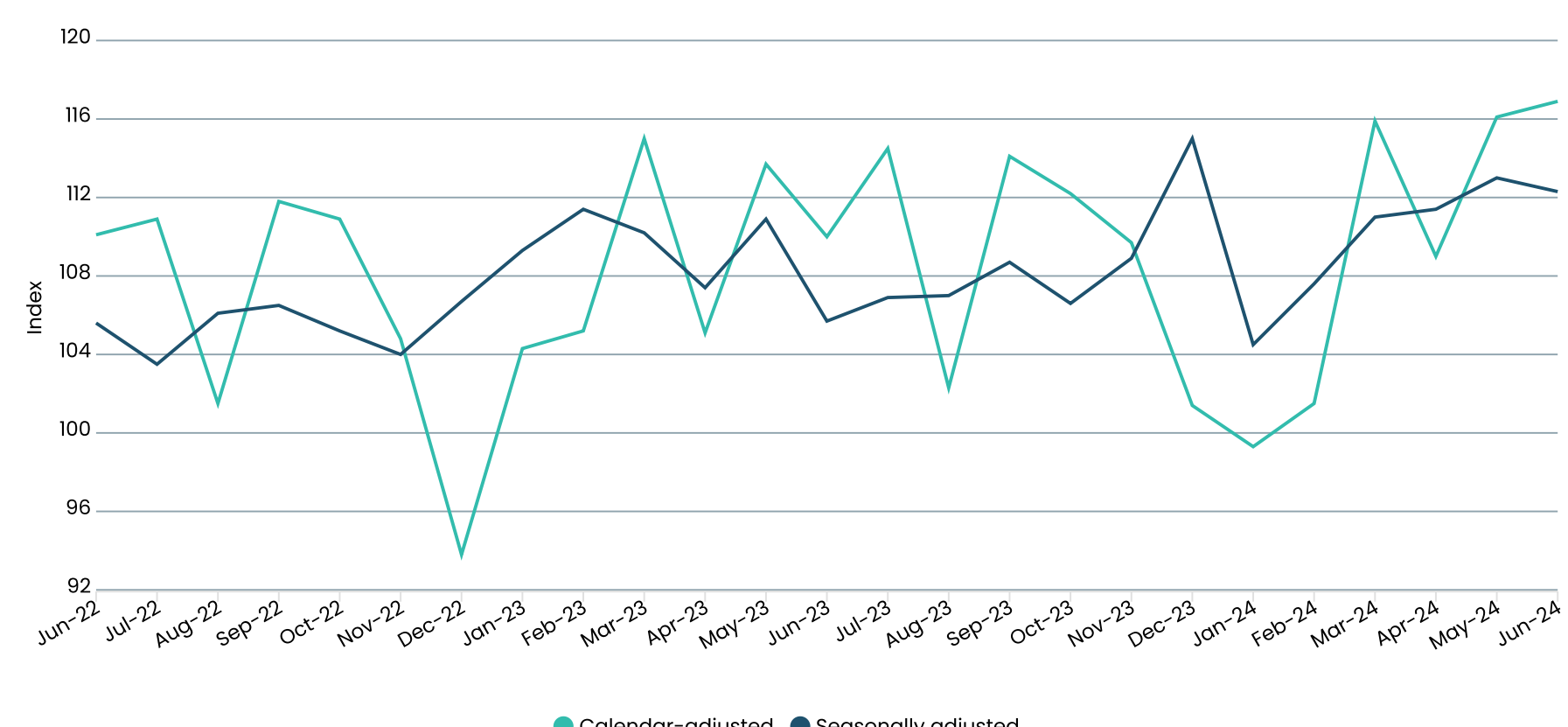
## Seasonally adjusted industrial production – monthly comparison

A clearer picture of the economic developments can be obtained when indices are adjusted for seasonal effects. These recurring effects are removed from the index series to enable month-to-month comparisons (see methodological points 5 and 6).

The seasonally adjusted index of industrial production for June 2024 decreased by 0.7 per cent when compared to May 2024 and stood at 112.3 index points (2021=100) (Chart 4).

### Chart 4. Seasonally adjusted index of industrial production

Index (2021 = 100)



**Table 1. Industrial production indices and annual percentage changes (calendar adjusted)**  
*(index 2021=100)*

Month	Total industrial production index	Annual % changes	Total industrial production excluding energy	Annual % changes
	<b>2023</b>			
June	110.0	-0.1	110.4	0.3
July	114.5	3.2	113.9	4.0
August	102.3	0.8	100.7	1.1
September	114.1	2.0	114.1	1.8
October	112.2	1.1	113.4	0.5
November	109.7	4.7	111.3	6.9
December	101.4	8.1	103.3	11.4
<b>2024</b>				
January	99.3	-4.7	99.7	-3.8
February	101.5	-3.5	102.0	-3.5
March	115.9	0.8	118.0	2.2
April	109.0	3.8	111.5	5.6
May	116.1	2.1	118.3	3.4
June	116.9	6.3	118.4	7.2

**Table 2. Calendar adjusted indices for industrial production by period**

*(index 2021=100)*

Period	Total industry (NACE Sections B to D)	Total industry excluding energy index (NACE sections B & C)	Total manufacturing (NACE Section C)	Energy (NACE Section D)	Capital goods	Consumer goods
Jan-00	96.28		95.00	111.70	102.78	87.45
Feb-00	95.71		95.44	99.50	99.58	90.62
Mar-00	104.69		105.22	96.29	105.36	95.74
Apr-00	100.50		101.65	84.58	95.22	102.40
May-00	103.22		104.07	90.07	99.45	100.91
Jun-00	111.94		112.89	94.20	94.08	106.44
Jul-00	110.59		110.58	109.73	106.11	115.92
Aug-00	98.28		97.16	111.52	89.62	96.87
Sep-00	119.92		120.93	101.22	99.64	113.08
Oct-00	114.02		115.28	94.94	96.80	113.85
Nov-00	113.00		114.50	88.96	101.64	113.97
Dec-00	113.53		114.59	94.07	92.56	106.12
Jan-01	100.98		100.76	100.85	104.05	96.91
Feb-01	96.38		96.40	94.57	96.03	92.14
Mar-01	106.37		107.17	94.94	110.11	95.71
Apr-01	94.41		94.60	87.48	99.62	95.46
May-01	99.52		99.61	94.69	104.74	103.06
Jun-01	106.30		106.57	100.18	104.00	100.88
Jul-01	104.63		103.50	118.36	105.23	120.54
Aug-01	92.47		90.36	118.86	103.10	104.15
Sep-01	103.86		103.21	106.83	101.88	103.99
Oct-01	98.76		97.99	105.72	103.12	100.44
Nov-01	96.97		97.06	92.78	104.18	99.13
Dec-01	95.43		94.46	107.02	90.05	97.00
Jan-02	89.49		87.36	115.83	93.03	88.20
Feb-02	90.57		90.20	94.32	93.69	86.17
Mar-02	100.96		101.31	95.68	95.46	90.94
Apr-02	94.42		94.33	91.48	93.09	100.56
May-02	101.57		101.76	95.86	90.69	103.53
Jun-02	107.50		107.30	106.46	90.92	104.31
Jul-02	111.88		110.69	126.25	93.88	119.33

Aug-02	95.12	93.15	122.00	82.54	102.21
Sep-02	103.45	102.46	110.10	89.22	99.90
Oct-02	105.45	105.29	103.38	92.86	106.44
Nov-02	100.87	100.91	97.03	101.54	97.99
Dec-02	98.99	98.12	106.46	80.49	98.86
Jan-03	94.88	93.32	111.95	90.41	91.69
Feb-03	95.84	94.35	115.03	85.69	90.06
Mar-03	108.87	108.83	108.44	101.07	98.61
Apr-03	101.82	101.96	96.23	93.03	100.44
May-03	103.39	103.40	100.79	94.53	103.80
Jun-03	113.91	113.33	119.29	96.17	109.95
Jul-03	114.51	112.29	143.21	98.81	122.08
Aug-03	98.46	95.59	139.63	82.49	103.93
Sep-03	104.93	103.45	116.08	92.80	99.92
Oct-03	107.46	106.83	112.57	102.00	104.75
Nov-03	110.64	111.16	99.87	98.28	116.80
Dec-03	103.09	101.30	111.46	80.69	99.40
Jan-04	95.82	93.94	120.27	90.10	95.73
Feb-04	94.89	94.00	107.45	87.21	88.82
Mar-04	110.83	110.87	108.62	97.98	104.33
Apr-04	108.86	109.43	98.76	91.64	119.67
May-04	101.80	101.74	100.67	92.61	99.60
Jun-04	112.19	112.14	109.73	94.08	114.50
Jul-04	110.80	108.91	136.36	88.00	121.45
Aug-04	98.23	95.41	138.03	82.04	101.37
Sep-04	110.22	109.17	118.05	97.80	102.16
Oct-04	105.41	104.70	112.88	94.26	103.98
Nov-04	98.99	98.31	103.32	92.84	96.17
Dec-04	100.39	99.16	108.31	84.45	96.54
Jan-05	89.55	86.95	121.88	77.65	83.04
Feb-05	87.39	85.31	115.59	74.23	82.68
Mar-05	99.49	98.45	111.27	82.63	95.47
Apr-05	92.63	91.83	100.48	75.67	93.98
May-05	99.43	98.68	105.35	77.58	101.05
Jun-05	107.06	106.10	115.65	81.94	106.20
Jul-05	103.67	100.96	139.45	76.31	112.86

Aug-05	93.52	90.44	134.02	66.12	103.69
Sep-05	107.74	106.18	123.17	80.93	110.21
Oct-05	99.24	99.15	97.59	80.66	103.88
Nov-05	102.37	102.00	102.33	81.08	111.76
Dec-05	97.28	95.92	110.72	74.01	101.07
Jan-06	88.86	86.28	124.59	74.02	91.23
Feb-06	93.90	92.88	107.57	76.21	97.50
Mar-06	109.18	108.80	110.04	86.85	113.08
Apr-06	97.43	97.27	96.79	75.23	104.72
May-06	100.10	99.26	108.13	76.18	105.82
Jun-06	111.21	110.86	116.82	91.70	111.49
Jul-06	115.31	113.34	142.96	86.08	126.62
Aug-06	104.35	101.88	138.34	84.59	102.15
Sep-06	120.06	119.88	120.03	102.96	115.28
Oct-06	110.78	110.18	115.03	97.26	112.21
Nov-06	108.14	108.08	103.14	94.55	110.12
Dec-06	106.52	106.31	106.83	91.12	96.97
Jan-07	96.49	95.07	110.96	87.93	97.82
Feb-07	102.03	101.68	100.30	106.64	101.27
Mar-07	125.84	126.53	109.18	118.60	121.80
Apr-07	107.78	107.75	101.10	106.92	102.44
May-07	118.10	118.37	108.87	99.75	120.30
Jun-07	128.92	129.08	123.23	113.74	127.03
Jul-07	121.98	120.33	142.77	108.99	124.71
Aug-07	105.70	102.70	145.92	91.45	105.76
Sep-07	127.43	127.32	125.88	130.19	116.01
Oct-07	110.20	109.25	118.61	106.67	100.49
Nov-07	111.74	111.64	108.01	120.26	102.07
Dec-07	101.44	100.12	117.01	99.43	87.47
Jan-08	100.16	98.87	117.75	104.65	92.57
Feb-08	112.30	112.14	112.88	100.59	96.00
Mar-08	106.71	106.53	110.04	113.56	100.73
Apr-08	108.75	108.77	106.09	101.40	106.41
May-08	112.04	112.16	110.35	93.16	115.12
Jun-08	111.62	112.28	99.99	99.85	99.97
Jul-08	120.55	118.50	149.37	87.76	122.66

Aug-08	105.91	103.21	145.18	78.73	104.91
Sep-08	112.69	111.27	131.18	97.25	110.16
Oct-08	113.03	112.87	112.94	87.07	109.95
Nov-08	101.38	101.44	100.85	74.02	99.47
Dec-08	91.77	90.97	102.58	58.73	94.69
Jan-09	88.35	86.99	108.01	67.49	95.53
Feb-09	86.22	85.21	100.55	63.98	93.59
Mar-09	96.28	95.49	104.25	76.65	100.21
Apr-09	89.56	88.93	96.29	68.13	96.73
May-09	92.63	91.83	103.51	63.61	106.98
Jun-09	93.15	91.67	112.69	75.51	96.88
Jul-09	101.19	98.65	136.49	66.65	113.62
Aug-09	84.29	80.27	142.40	70.61	85.27
Sep-09	94.84	92.99	121.81	81.45	92.96
Oct-09	101.18	100.64	108.13	78.18	101.49
Nov-09	97.68	97.66	97.22	81.71	98.16
Dec-09	87.72	86.60	101.29	66.97	81.27
Jan-10	89.86	88.21	104.49	76.08	82.58
Feb-10	90.45	90.28	94.69	75.33	87.46
Mar-10	102.84	103.67	99.93	82.15	107.61
Apr-10	105.10	107.05	94.01	80.68	103.13
May-10	103.79	104.83	99.44	79.29	106.46
Jun-10	105.19	105.45	107.33	87.91	104.11
Jul-10	118.74	117.27	135.69	80.71	121.60
Aug-10	96.47	91.80	136.67	75.47	84.36
Sep-10	101.63	100.04	116.88	86.79	88.96
Oct-10	105.36	105.42	108.99	83.21	94.98
Nov-10	99.66	100.25	99.01	80.42	95.95
Dec-10	90.23	89.23	102.15	74.59	70.85
Jan-11	107.66	108.55	105.42	79.52	102.10
Feb-11	99.59	100.52	97.46	77.91	96.88
Mar-11	107.81	108.81	104.61	88.09	100.85
Apr-11	104.62	106.23	96.85	83.21	103.84
May-11	102.43	102.94	103.14	83.86	101.49
Jun-11	103.34	102.89	111.33	86.40	99.48
Jul-11	108.73	105.59	136.86	81.88	105.44

Aug-11	93.12	87.82	138.09	77.72	78.30
Sep-11	100.23	97.72	124.10	87.63	91.04
Oct-11	103.75	103.44	109.67	82.44	93.29
Nov-11	92.29	91.51	101.47	78.51	77.83
Dec-11	84.94	82.64	104.31	71.73	70.55
Jan-12	99.21	98.03	111.52	77.54	89.32
Feb-12	103.00	102.87	108.50	76.61	110.52
Mar-12	116.23	118.27	104.92	90.57	130.89
Apr-12	109.74	111.71	97.34	84.79	114.37
May-12	106.40	107.07	105.05	84.79	106.72
Jun-12	105.41	103.79	120.15	86.73	93.30
Jul-12	118.50	115.42	146.84	79.27	122.74
Aug-12	98.20	91.94	150.60	77.74	83.56
Sep-12	105.11	103.23	122.43	86.97	88.67
Oct-12	112.79	112.55	119.10	87.85	102.92
Nov-12	106.21	107.01	103.14	78.53	99.70
Dec-12	92.71	91.41	105.17	71.24	73.14
Jan-13	104.66	104.38	109.49	78.95	98.78
Feb-13	95.41	95.29	100.05	75.63	94.95
Mar-13	108.98	110.32	102.89	92.75	105.07
Apr-13	106.80	108.48	98.08	88.58	108.34
May-13	104.91	105.45	104.80	88.89	109.64
Jun-13	103.64	103.03	111.40	93.12	93.94
Jul-13	101.73	97.70	137.16	86.77	96.22
Aug-13	94.86	88.65	144.19	81.95	81.95
Sep-13	106.15	104.11	125.51	98.23	89.65
Oct-13	98.45	95.99	119.10	92.27	87.86
Nov-13	96.57	96.07	102.95	87.49	93.13
Dec-13	85.28	82.61	106.90	82.18	69.45
Jan-14	88.73	86.47	108.93	90.19	85.76
Feb-14	90.70	90.38	96.42	85.85	94.16
Mar-14	106.25	107.13	103.75	98.56	102.95
Apr-14	92.51	92.33	97.28	103.96	87.34
May-14	92.43	91.65	101.90	92.53	95.08
Jun-14	104.52	103.84	114.05	102.83	92.89
Jul-14	100.41	96.99	130.94	85.33	100.43

Aug-14	85.64		79.46	134.58	78.59	76.64
Sep-14	99.78		96.64	128.10	102.69	85.95
Oct-14	101.10		99.87	114.23	97.43	99.71
Nov-14	94.57		94.19	100.67	93.90	101.18
Dec-14	81.40		79.01	103.51	82.83	73.21
Jan-15	106.73	105.65	105.87	114.42	92.74	123.58
Feb-15	95.08	93.74	93.97	104.69	91.97	93.15
Mar-15	107.97	108.59	108.87	103.64	101.08	114.35
Apr-15	94.41	99.06	99.23	60.90	99.11	96.69
May-15	95.37	101.78	101.87	50.81	93.10	102.55
Jun-15	96.94	104.25	104.56	43.31	102.30	99.70
Jul-15	96.59	101.67	101.89	59.39	94.39	102.97
Aug-15	79.79	83.07	83.02	56.54	84.84	78.37
Sep-15	91.92	98.64	98.74	43.67	97.10	97.79
Oct-15	99.83	107.98	108.16	41.54	103.60	109.70
Nov-15	91.59	101.20	101.38	23.23	97.51	100.53
Dec-15	79.33	85.02	85.30	37.63	85.68	79.50
Jan-16	84.85	91.52	91.35	38.46	93.12	89.76
Feb-16	84.36	92.04	92.00	29.28	93.24	86.94
Mar-16	92.94	101.85	102.07	28.26	104.54	95.63
Apr-16	91.85	100.95	101.11	26.21	93.52	103.62
May-16	89.64	98.59	98.79	24.69	92.87	96.92
Jun-16	91.78	99.95	100.07	33.20	93.24	98.98
Jul-16	94.24	100.54	100.41	50.17	91.65	101.57
Aug-16	82.27	86.29	86.34	53.01	86.47	84.10
Sep-16	87.85	93.69	93.76	45.93	96.39	82.39
Oct-16	89.91	96.55	96.65	43.42	96.93	88.01
Nov-16	87.76	95.22	95.44	33.60	96.23	87.94
Dec-16	75.83	81.26	81.46	36.94	87.62	66.76
Jan-17	87.01	92.58	92.71	46.58	99.96	83.05
Feb-17	89.72	97.10	97.18	37.12	95.58	88.65
Mar-17	96.70	103.77	104.07	44.19	108.67	90.69
Apr-17	94.38	99.90	99.95	56.27	96.30	94.13
May-17	96.46	103.21	103.47	47.41	103.82	95.94
Jun-17	95.39	97.25	97.46	82.01	101.76	83.97
Jul-17	97.34	97.16	97.23	98.84	99.34	88.82



Aug-17	93.52	90.47	90.60	115.46	94.20	84.00
Sep-17	104.92	101.53	101.65	129.01	104.22	90.40
Oct-17	99.19	98.29	98.40	105.67	102.03	89.86
Nov-17	92.54	97.59	97.75	55.82	99.96	89.71
Dec-17	80.04	79.42	79.33	84.57	88.53	63.85
Jan-18	87.76	90.94	91.09	64.59	99.72	79.14
Feb-18	89.88	89.76	89.81	90.61	97.19	78.88
Mar-18	97.02	101.95	102.10	62.01	106.90	93.00
Apr-18	91.48	96.70	96.82	53.81	99.03	89.89
May-18	102.53	104.52	104.45	87.92	98.83	101.71
Jun-18	101.78	104.11	104.01	85.55	103.17	101.71
Jul-18	105.13	102.90	102.82	121.06	93.42	103.36
Aug-18	94.34	90.33	90.43	123.31	87.73	89.23
Sep-18	102.67	101.91	101.95	108.11	98.58	99.24
Oct-18	106.20	107.25	107.41	98.37	107.71	103.65
Nov-18	104.44	105.38	105.39	97.50	111.55	100.50
Dec-18	81.05	79.60	79.45	91.37	94.07	67.33
Jan-19	95.16	93.60	93.62	106.29	98.38	85.22
Feb-19	92.47	94.04	94.09	80.90	97.74	87.93
Mar-19	95.38	97.70	97.63	78.93	105.47	86.75
Apr-19	93.73	95.55	95.40	80.59	100.41	87.37
May-19	102.72	104.40	104.37	90.39	100.13	102.42
Jun-19	100.36	99.80	99.69	104.45	105.20	94.03
Jul-19	106.18	105.68	105.77	109.65	97.81	109.71
Aug-19	100.39	97.33	97.39	122.23	92.40	102.08
Sep-19	108.02	109.58	109.70	96.38	102.20	113.67
Oct-19	107.19	108.80	109.01	95.30	104.59	110.72
Nov-19	104.52	108.01	108.03	79.73	99.98	112.48
Dec-19	91.14	90.26	90.15	97.49	100.07	87.00
Jan-20	109.45	106.56	106.58	130.25	111.02	105.49
Feb-20	106.57	105.67	105.43	113.09	103.09	103.95
Mar-20	104.87	105.95	105.80	97.20	98.29	102.87
Apr-20	92.55	93.61	93.65	84.84	80.43	97.74
May-20	96.78	97.79	97.70	89.87	75.37	108.84
Jun-20	97.92	97.48	97.66	100.93	85.41	103.23
Jul-20	107.16	106.04	106.35	115.07	91.25	118.57

Aug-20	98.84	96.20	96.37	117.70	91.35	105.26
Sep-20	102.34	102.60	102.82	100.51	92.98	106.02
Oct-20	106.97	110.05	110.28	84.95	97.39	113.62
Nov-20	103.14	109.59	109.86	57.34	99.99	115.04
Dec-20	85.72	86.94	87.16	76.59	90.27	82.23
Jan-21	96.98	98.33	98.26	81.03	91.69	105.97
Feb-21	93.60	94.55	94.66	80.81	93.20	99.61
Mar-21	105.64	107.13	107.30	83.13	109.06	101.38
Apr-21	107.28	107.46	107.52	104.28	107.26	109.01
May-21	102.93	103.15	103.16	100.64	101.10	106.33
Jun-21	108.62	108.10	107.87	115.84	107.13	113.84
Jul-21	108.34	106.67	106.83	132.08	107.39	107.88
Aug-21	89.67	86.84	86.98	129.02	92.02	84.88
Sep-21	101.45	101.88	101.99	95.36	100.48	98.59
Oct-21	104.44	105.06	104.92	98.05	101.69	104.02
Nov-21	97.84	98.52	98.51	87.08	95.52	97.47
Dec-21	84.54	83.86	83.51	92.68	93.93	73.29
Jan-22	90.87	90.53	90.77	96.42	96.07	92.55
Feb-22	87.11	87.13	87.34	87.38	92.59	77.69
Mar-22	102.03	101.85	102.49	101.41	108.31	91.71
Apr-22	94.49	96.64	96.74	65.91	94.86	88.27
May-22	100.42	101.08	101.06	89.92	96.55	98.21
Jun-22	110.13	110.10	110.39	110.47	96.84	118.79
Jul-22	110.90	109.45	109.55	133.17	96.09	119.17
Aug-22	101.51	99.62	99.98	127.40	92.08	103.97
Sep-22	111.81	112.09	112.55	107.87	100.52	106.84
Oct-22	110.91	112.87	113.02	86.24	104.72	115.86
Nov-22	104.80	104.20	104.57	112.27	100.27	103.33
Dec-22	93.80	92.72	93.12	109.00	92.09	85.54
Jan-23	104.26	103.63	104.09	112.03	106.77	100.72
Feb-23	105.17	105.72	106.08	98.04	94.01	107.77
Mar-23	114.97	115.49	116.11	103.87	109.87	112.45
Apr-23	105.09	105.67	105.80	100.53	110.15	108.33
May-23	113.73	114.33	114.63	103.91	94.24	124.86
Jun-23	110.03	110.44	110.83	104.27	100.76	108.99
Jul-23	114.47	113.87	114.22	125.18	94.74	126.39

Aug-23	102.31	100.73	101.23	123.70	85.41	106.49
Sep-23	114.08	114.14	114.52	115.41	95.51	115.57
Oct-23	112.16	113.45	113.49	94.37	101.77	118.27
Nov-23	109.69	111.34	111.45	84.98	98.57	109.86
Dec-23	101.44	103.33	103.36	79.33	85.10	87.97
Jan-24	99.31	99.68	99.94	92.97	94.72	99.59
Feb-24	101.46	102.04	102.41	91.18	100.21	101.14
Mar-24	115.93	118.00	118.24	90.42	101.66	112.58
Apr-24	109.04	111.55	112.06	70.18	107.18	112.44
May-24	116.07	118.26	118.54	83.62	101.09	126.77
Jun-24	116.90	118.35	118.69	99.00	102.89	115.28

Consumer durable goods	Consumer non-durable goods	Intermediate goods
145.08	83.47	101.22
130.28	87.97	99.73
137.30	93.16	116.78
139.75	99.70	105.16
142.59	98.20	110.81
133.01	104.73	131.37
116.79	115.95	108.06
96.48	97.06	102.51
121.16	112.59	142.77
138.23	112.29	127.27
134.98	112.72	122.56
123.14	104.88	137.78
134.16	94.51	104.87
127.34	89.88	102.42
141.16	92.74	119.67
128.18	93.22	92.70
134.86	101.05	94.31
120.44	99.56	115.85
123.38	120.50	84.29
97.32	104.80	69.45
132.44	102.03	105.19
158.80	96.63	93.94
162.19	94.95	92.26
126.42	94.96	95.22
140.21	84.76	85.10
126.65	83.54	94.04
120.61	88.84	117.32
148.42	97.53	88.83
143.82	100.92	106.37
122.37	103.10	120.89
130.52	118.78	110.18

105.87	102.07	89.23
137.21	97.55	114.02
184.07	101.32	111.52
190.52	91.54	105.44
121.80	97.39	107.85
162.84	86.94	98.40
167.36	84.71	104.97
206.46	90.82	125.85
221.33	92.19	109.53
210.32	96.37	108.79
183.35	105.16	126.96
208.81	116.37	108.98
155.69	100.22	93.88
201.57	93.18	115.37
195.53	98.73	113.04
214.20	109.77	113.17
172.32	94.62	117.54
212.60	87.55	95.23
146.54	84.74	104.41
219.50	96.57	125.91
175.81	115.95	107.51
161.54	95.33	110.09
185.71	109.68	119.93
154.45	119.29	106.23
195.97	95.02	96.14
187.56	96.32	125.25
190.59	97.80	112.44
135.79	93.60	105.20
157.51	92.57	111.89
186.43	75.81	97.99
170.91	76.56	95.10
199.62	88.46	111.07
170.29	88.82	98.80
169.47	96.50	108.00
172.43	101.71	119.94
183.48	107.84	101.63

149.39	100.72	88.64
158.11	107.01	116.40
175.67	98.77	104.75
229.08	103.86	102.70
152.73	97.59	102.91
186.63	84.80	87.65
183.85	91.53	96.96
219.06	106.22	115.79
176.41	99.49	101.84
168.43	101.68	104.53
177.91	106.99	120.56
189.85	122.15	113.42
126.86	100.62	111.33
136.53	113.85	135.47
163.61	108.75	116.05
185.06	105.14	114.18
166.10	91.88	126.55
173.41	92.77	97.24
144.60	98.48	101.58
166.65	118.92	137.95
142.77	99.67	116.58
148.68	118.55	127.08
150.06	125.48	141.17
158.07	122.53	122.59
137.94	103.72	106.20
149.12	113.73	140.66
168.67	96.01	122.44
156.82	98.47	120.17
138.56	83.86	116.64
100.59	92.17	104.28
148.49	92.60	137.68
150.12	97.03	110.64
187.81	101.12	116.09
186.54	110.19	119.30
190.74	93.97	133.73
207.02	117.11	129.88

150.44	101.65	114.87
146.51	107.89	120.60
158.82	106.81	130.15
140.77	96.52	118.82
117.17	93.34	103.24
130.62	93.16	87.81
123.32	91.61	87.04
116.18	99.20	101.06
142.11	93.73	91.37
192.62	100.80	90.13
181.38	91.30	94.50
200.73	107.87	98.04
171.59	79.25	80.21
165.69	88.00	99.58
183.98	95.82	111.97
188.07	91.90	106.16
157.76	76.22	103.55
128.88	79.25	102.18
118.28	85.39	101.92
122.44	106.77	109.95
116.86	102.34	125.33
119.14	105.69	116.15
113.84	103.58	116.36
116.30	122.14	129.99
98.37	83.54	109.38
117.90	87.06	121.19
115.32	93.58	129.86
133.97	93.49	115.71
106.02	68.59	119.44
118.28	101.07	131.19
99.06	96.84	116.29
100.08	101.13	128.98
99.09	104.28	121.05
106.86	101.30	114.34
100.36	99.56	115.66
107.01	105.41	118.12

98.81	77.01	105.06
98.44	90.65	111.38
98.94	92.96	127.05
104.80	76.10	115.49
83.94	69.71	104.03
103.25	88.52	119.50
97.61	111.58	106.65
101.91	133.12	116.66
100.82	115.46	123.03
99.26	107.42	119.01
98.87	92.98	126.35
103.90	124.23	124.57
90.46	83.22	109.76
97.86	88.09	130.13
105.45	102.93	136.97
106.56	99.40	130.69
83.30	72.47	124.57
96.57	99.10	124.66
98.84	94.86	105.73
94.56	105.90	126.36
101.34	109.04	118.65
96.32	110.75	108.96
93.99	94.02	120.17
100.87	96.08	105.46
80.26	82.16	101.50
100.17	89.10	125.95
99.11	87.25	109.45
98.10	92.89	105.08
81.06	68.74	100.52
98.54	85.02	86.64
104.40	93.56	88.83
113.08	102.28	117.43
105.98	86.18	93.94
112.42	93.97	87.94
111.13	91.82	118.76
119.81	99.29	99.02



97.84	75.15	84.31
123.67	83.54	108.00
104.78	99.55	102.19
98.88	101.42	86.96
90.14	72.20	85.01
107.55	119.49	91.94
106.06	92.68	96.07
108.21	114.53	104.63
109.06	94.80	106.09
120.08	101.37	108.71
109.92	98.74	116.31
109.01	103.09	105.43
91.60	79.03	87.89
106.05	97.14	102.18
115.38	109.17	109.18
121.11	101.08	102.84
95.54	82.24	88.84
106.50	88.31	93.81
109.57	86.85	98.85
115.85	94.92	111.12
108.80	102.67	104.11
115.55	96.69	106.12
108.02	99.61	106.23
108.54	102.61	104.22
95.39	85.19	87.41
103.77	82.60	110.89
111.96	87.95	110.17
105.40	87.48	108.03
93.26	69.59	95.82
107.56	81.29	105.50
103.55	88.47	113.99
109.52	90.21	124.98
111.89	94.48	111.57
107.45	96.14	115.73
105.60	84.91	115.24
105.31	90.24	106.58

92.48	85.72	95.82
103.24	92.31	115.45
110.30	89.89	109.16
105.66	90.15	108.76
95.85	65.94	92.77
108.78	77.58	106.17
104.43	77.55	104.53
103.93	92.41	114.59
109.59	88.84	108.05
107.10	101.43	115.74
102.04	101.68	109.34
106.47	103.20	111.11
92.54	89.06	95.13
104.94	98.92	110.08
109.59	103.35	114.20
107.29	100.14	109.33
98.29	65.63	89.13
106.20	84.12	105.84
104.30	87.07	102.87
105.90	85.71	111.57
106.21	86.37	107.15
106.44	102.21	112.58
102.45	93.55	105.45
109.27	109.74	105.34
96.25	102.39	92.59
108.32	113.96	108.66
106.77	110.93	109.18
105.92	112.83	106.85
101.91	86.21	87.15
103.49	105.60	104.53
102.47	104.02	111.17
102.47	102.89	119.34
93.29	97.98	98.15
94.11	109.64	97.95
99.55	103.42	97.72
97.10	119.70	95.32

90.73	106.04	82.86
93.75	106.67	105.09
95.37	114.60	115.20
101.29	115.78	107.99
89.50	81.86	93.40
98.46	106.50	99.09
95.41	99.95	91.83
99.76	101.57	101.45
91.53	110.55	108.19
103.96	106.50	100.38
104.99	114.61	94.95
107.41	107.90	110.77
92.38	84.28	96.68
98.02	98.64	102.94
105.06	103.80	114.14
109.28	96.51	105.77
93.74	71.63	75.74
107.29	91.21	94.69
93.61	76.28	98.02
100.05	91.15	105.00
98.91	87.26	102.04
106.44	97.56	103.11
105.18	119.98	90.89
102.01	120.57	108.23
79.62	106.11	82.87
95.26	107.84	92.89
103.81	116.81	103.85
107.48	103.03	100.56
113.82	83.08	76.43
112.44	99.77	105.09
112.86	107.30	94.99
116.30	112.29	115.44
113.68	107.65	110.45
118.37	125.49	105.05
118.86	108.13	101.75
137.64	125.24	102.42

113.02	105.99	96.98
124.66	114.65	100.64
121.71	117.95	108.58
115.62	109.43	108.02
120.84	84.76	81.65
129.48	97.08	108.41
124.71	99.24	107.61
129.64	110.87	117.74
126.66	111.38	117.97
131.68	126.42	128.71
147.27	112.30	112.25

**Table 3. Seasonally adjusted indices for industrial production by period***(index 2021=100)*

Period	Total industry (NACE Sections B to D)	Total industry excluding energy index (NACE sections B & C)	Total manufacturing (NACE Section C)	Energy (NACE Section D)	Capital goods	Consumer goods
Jan-00	104.23		103.93	108.32	104.03	98.01
Feb-00	104.07		104.09	105.90	103.49	102.45
Mar-00	101.93		102.00	102.55	98.98	100.94
Apr-00	104.75		105.43	99.10	97.06	103.59
May-00	104.04		104.45	99.31	99.83	100.39
Jun-00	105.01		105.38	93.64	92.90	102.86
Jul-00	103.37		104.32	87.71	103.24	99.80
Aug-00	104.74		105.65	89.61	96.88	98.38
Sep-00	112.42		113.23	95.14	96.24	108.92
Oct-00	110.17		110.95	96.86	93.91	109.10
Nov-00	111.23		111.58	100.37	96.19	110.22
Dec-00	115.09		115.58	98.27	100.76	108.80
Jan-01	109.37		110.28	97.56	105.59	108.29
Feb-01	104.75		105.04	101.05	99.93	104.35
Mar-01	103.30		103.51	101.22	103.39	100.70
Apr-01	98.29		98.02	101.98	101.35	96.53
May-01	100.17		99.77	103.94	105.21	102.22
Jun-01	99.61		99.32	99.52	102.29	97.29
Jul-01	97.56		97.37	96.13	102.63	103.31
Aug-01	98.41		98.09	96.79	111.50	105.12
Sep-01	97.75		97.20	100.71	98.19	100.90
Oct-01	95.65		94.62	107.69	99.72	96.82
Nov-01	95.76		94.96	104.28	98.44	96.56
Dec-01	97.31		96.02	111.32	98.17	100.11
Jan-02	97.20		95.98	112.70	94.85	98.59
Feb-02	98.40		98.24	100.92	97.70	97.85
Mar-02	97.76		97.44	102.02	89.57	94.99
Apr-02	97.88		97.17	106.01	94.53	101.05
May-02	101.97		101.55	105.17	91.30	102.34
Jun-02	100.56		99.74	105.68	88.97	99.88
Jul-02	103.87		103.58	103.70	91.98	101.97

Aug-02	101.01	100.88	99.64	89.67	102.90
Sep-02	97.72	96.99	103.90	85.63	97.78
Oct-02	102.23	101.75	105.44	89.44	103.13
Nov-02	99.83	98.98	108.66	95.83	95.78
Dec-02	101.59	100.53	110.97	87.84	103.01
Jan-03	103.36	102.89	109.07	92.66	102.65
Feb-03	104.18	102.87	121.77	89.55	102.43
Mar-03	105.07	104.23	114.83	94.62	101.68
Apr-03	105.03	104.32	110.79	94.32	100.18
May-03	103.75	103.12	110.15	95.41	102.64
Jun-03	106.45	105.16	118.37	93.47	104.49
Jul-03	106.13	104.95	120.28	97.33	104.44
Aug-03	104.36	103.37	116.87	90.03	104.95
Sep-03	99.16	97.99	109.71	88.33	98.18
Oct-03	104.30	103.38	114.69	97.87	102.05
Nov-03	109.59	109.09	111.60	92.85	114.20
Dec-03	106.40	104.45	116.23	87.97	104.78
Jan-04	104.70	104.00	117.69	92.86	107.54
Feb-04	103.21	102.57	114.43	91.29	101.01
Mar-04	106.72	105.89	115.09	91.56	105.94
Apr-04	111.88	111.43	113.32	92.94	118.81
May-04	102.06	101.37	110.03	93.88	98.28
Jun-04	104.87	104.03	108.72	90.86	108.25
Jul-04	102.61	101.78	113.14	87.31	104.14
Aug-04	103.90	103.02	114.87	89.81	102.81
Sep-04	103.70	102.75	111.43	92.07	99.85
Oct-04	102.37	101.38	115.05	90.30	101.66
Nov-04	98.33	96.84	115.11	87.86	94.43
Dec-04	104.27	102.88	113.36	91.78	103.13
Jan-05	98.10	96.61	119.63	80.43	93.64
Feb-05	94.93	92.93	122.90	77.67	93.43
Mar-05	95.64	93.86	117.84	77.03	95.47
Apr-05	95.26	93.65	115.03	76.78	93.93
May-05	99.44	98.04	114.63	79.13	98.95
Jun-05	100.19	98.51	114.49	78.64	100.50
Jul-05	95.94	94.36	115.93	76.21	97.08

Aug-05	98.71	97.51	110.45	72.55	106.00
Sep-05	101.05	99.49	116.25	75.44	106.92
Oct-05	96.44	96.12	99.76	77.41	101.88
Nov-05	101.88	100.67	114.19	77.00	110.19
Dec-05	102.02	100.56	116.04	80.49	110.02
Jan-06	97.46	96.02	122.81	76.94	102.57
Feb-06	101.53	100.49	115.32	79.51	108.66
Mar-06	104.66	103.31	116.76	80.60	111.09
Apr-06	100.06	99.08	111.29	76.17	105.20
May-06	99.88	98.38	117.32	78.17	102.28
Jun-06	104.38	103.26	115.49	87.58	105.80
Jul-06	106.41	105.63	119.19	86.43	108.95
Aug-06	110.09	109.98	114.30	92.88	105.72
Sep-06	112.51	112.18	112.78	95.14	111.69
Oct-06	107.55	106.78	117.02	93.61	110.46
Nov-06	107.98	107.12	115.03	90.09	109.54
Dec-06	113.02	112.95	112.44	99.56	108.33
Jan-07	105.63	105.48	109.75	91.49	109.09
Feb-07	109.77	109.21	108.50	111.07	111.43
Mar-07	120.50	119.94	116.10	109.59	118.26
Apr-07	110.26	109.23	115.53	107.69	102.64
May-07	117.35	116.66	118.01	102.63	114.19
Jun-07	121.38	120.64	121.76	108.27	120.98
Jul-07	112.29	111.88	118.81	110.05	107.01
Aug-07	111.60	111.26	121.41	100.44	110.64
Sep-07	119.77	119.67	118.30	119.66	112.85
Oct-07	106.67	105.55	120.38	102.89	98.92
Nov-07	111.78	110.86	119.95	114.77	102.44
Dec-07	109.10	108.12	122.87	109.28	100.06
Jan-08	108.92	108.69	117.03	108.59	102.04
Feb-08	120.12	119.41	121.44	104.98	104.52
Mar-08	102.53	101.42	117.15	104.82	97.30
Apr-08	110.57	109.33	120.42	101.59	105.61
May-08	110.97	110.02	119.46	95.80	107.83
Jun-08	106.01	106.10	98.44	94.77	96.31
Jul-08	110.50	109.66	125.28	89.05	104.95

Aug-08	111.91	112.28	120.24	86.19	111.46
Sep-08	106.69	105.72	123.28	89.32	108.44
Oct-08	108.64	108.08	114.50	83.97	107.50
Nov-08	101.54	100.79	112.84	70.92	100.12
Dec-08	99.79	99.49	108.70	64.94	110.45
Jan-09	95.15	94.38	107.71	69.82	103.69
Feb-09	92.09	90.51	109.44	66.99	100.77
Mar-09	92.30	90.55	111.51	70.85	95.64
Apr-09	90.43	88.47	110.50	67.95	94.72
May-09	91.71	89.99	112.61	65.21	99.44
Jun-09	89.03	87.34	111.10	71.52	93.89
Jul-09	92.68	91.29	112.36	67.84	97.01
Aug-09	89.43	88.18	117.12	76.93	92.75
Sep-09	90.67	89.62	113.67	75.06	93.28
Oct-09	96.96	96.07	109.46	75.35	98.93
Nov-09	98.05	97.27	109.20	78.94	98.94
Dec-09	96.49	96.05	107.59	74.30	97.45
Jan-10	95.64	94.21	104.50	78.48	88.13
Feb-10	96.25	95.29	103.85	78.95	93.06
Mar-10	98.10	97.47	107.31	75.96	100.88
Apr-10	105.20	105.05	108.10	79.94	99.30
May-10	102.55	102.34	108.54	80.68	98.48
Jun-10	100.91	100.91	105.71	83.08	100.85
Jul-10	108.73	108.59	111.61	82.19	103.87
Aug-10	102.61	101.60	111.16	82.00	93.61
Sep-10	97.89	97.50	108.59	80.40	90.56
Oct-10	100.92	100.71	110.10	80.24	92.60
Nov-10	100.48	100.45	110.99	78.57	97.11
Dec-10	100.44	100.50	108.59	82.92	87.40
Jan-11	113.28	114.17	105.62	81.89	106.72
Feb-11	105.46	105.24	106.80	81.74	101.77
Mar-11	102.26	101.33	112.10	81.40	93.11
Apr-11	104.17	103.36	110.80	81.91	98.66
May-11	101.11	100.28	112.26	84.69	93.72
Jun-11	99.37	98.73	109.65	81.61	96.80
Jul-11	99.98	98.45	112.88	83.42	90.75



Aug-11	99.24	97.77	112.41	84.39	87.99
Sep-11	96.80	95.65	115.69	81.58	93.27
Oct-11	99.28	98.83	110.56	79.43	90.61
Nov-11	93.22	91.91	113.50	77.41	78.75
Dec-11	95.46	94.23	110.86	79.87	88.62
Jan-12	103.91	102.57	111.85	79.71	92.30
Feb-12	108.82	107.22	117.97	80.44	115.15
Mar-12	109.69	109.15	112.53	83.60	119.48
Apr-12	109.03	108.21	111.14	82.94	108.09
May-12	104.95	104.11	114.20	85.17	98.41
Jun-12	101.44	99.63	118.38	81.94	91.49
Jul-12	109.48	108.38	123.03	80.88	107.01
Aug-12	104.68	102.64	124.82	84.55	94.47
Sep-12	101.45	101.02	113.93	81.32	91.20
Oct-12	107.62	107.35	119.78	84.49	99.49
Nov-12	106.89	106.91	115.20	77.84	99.48
Dec-12	104.68	104.84	111.78	79.34	92.77
Jan-13	109.42	109.10	109.87	80.92	101.78
Feb-13	100.95	99.34	109.66	79.38	98.02
Mar-13	102.73	101.48	110.58	85.65	95.49
Apr-13	106.30	105.24	111.67	86.22	102.68
May-13	103.45	102.40	113.98	89.12	100.90
Jun-13	99.52	98.49	109.55	88.04	92.13
Jul-13	94.63	92.63	113.63	88.70	85.43
Aug-13	101.11	99.08	118.45	89.47	92.81
Sep-13	102.01	101.37	116.95	92.30	92.10
Oct-13	93.79	91.63	119.63	88.64	84.57
Nov-13	96.78	95.47	115.06	86.82	91.49
Dec-13	96.62	95.21	113.51	91.32	88.50
Jan-14	92.89	90.73	109.27	91.98	88.70
Feb-14	95.98	94.02	106.08	89.76	96.68
Mar-14	100.10	98.29	111.46	91.09	93.67
Apr-14	92.51	90.06	110.60	100.93	83.59
May-14	91.18	89.00	111.10	92.80	87.78
Jun-14	100.08	98.76	112.10	97.47	90.63
Jul-14	93.68	92.27	107.69	87.34	90.28

Aug-14	91.37		88.96	108.97	86.14	86.68
Sep-14	95.72		94.04	119.55	97.19	87.82
Oct-14	95.86		94.92	114.73	93.48	94.99
Nov-14	94.42		93.19	112.87	93.01	98.28
Dec-14	92.56		91.61	110.11	91.77	93.34
Jan-15	111.61	109.65	111.10	114.67	94.12	128.51
Feb-15	100.54	98.54	97.52	114.33	95.66	96.04
Mar-15	102.08	103.36	100.29	111.33	93.48	105.06
Apr-15	94.63	99.47	97.01	73.96	96.38	92.90
May-15	93.89	98.44	98.56	59.98	93.47	94.92
Jun-15	92.94	100.64	99.60	41.23	97.45	96.77
Jul-15	90.29	96.96	97.10	36.36	96.50	93.20
Aug-15	84.99	90.21	92.58	31.02	92.99	87.69
Sep-15	88.20	95.05	96.15	35.23	92.71	99.05
Oct-15	94.45	101.31	102.50	42.11	99.33	103.75
Nov-15	91.20	98.27	99.75	35.52	96.34	97.23
Dec-15	90.63	98.21	99.22	44.25	94.54	101.56
Jan-16	88.58	94.99	95.70	38.66	94.02	93.87
Feb-16	88.93	96.75	95.46	38.91	96.52	90.26
Mar-16	88.32	96.94	94.79	35.94	96.73	89.65
Apr-16	92.19	101.37	99.14	39.10	91.27	99.60
May-16	87.95	95.34	95.27	33.73	93.27	89.56
Jun-16	88.21	96.49	95.80	31.00	89.38	95.74
Jul-16	88.17	95.88	95.80	27.26	93.57	92.20
Aug-16	87.06	93.70	95.35	27.42	94.59	91.99
Sep-16	84.18	90.27	91.16	37.59	92.81	82.52
Oct-16	85.19	90.60	91.73	44.14	93.03	83.20
Nov-16	87.31	92.46	93.53	46.01	94.89	84.91
Dec-16	87.11	93.88	95.13	43.67	96.25	85.96
Jan-17	90.74	96.10	96.92	46.78	100.48	87.27
Feb-17	94.29	102.06	100.74	46.78	98.62	92.48
Mar-17	92.44	98.78	97.38	51.86	100.74	86.66
Apr-17	95.18	100.32	98.62	69.13	94.12	91.28
May-17	94.35	99.81	99.48	56.26	104.30	88.33
Jun-17	91.85	93.89	93.70	79.62	97.94	81.20
Jul-17	91.13	92.64	92.88	75.88	101.26	80.71

Aug-17	98.21	98.21	99.01	89.66	102.83	89.85
Sep-17	100.08	97.80	98.28	120.72	101.05	88.99
Oct-17	93.90	92.23	93.18	106.57	97.95	84.50
Nov-17	91.85	94.76	95.31	68.36	98.34	86.14
Dec-17	92.21	91.76	92.92	91.40	96.79	82.77
Jan-18	91.42	94.42	95.10	64.78	99.96	83.45
Feb-18	94.43	94.35	93.42	100.28	100.08	83.01
Mar-18	93.34	97.06	96.37	69.68	99.47	90.65
Apr-18	92.94	97.14	96.42	66.85	96.68	88.79
May-18	100.20	101.08	100.57	96.62	99.56	93.65
Jun-18	98.15	100.51	100.25	82.91	99.61	98.29
Jul-18	98.35	98.11	98.01	98.00	95.09	93.56
Aug-18	98.61	98.03	98.12	97.39	95.68	93.98
Sep-18	97.88	98.16	98.14	99.94	96.23	96.22
Oct-18	100.34	100.63	101.16	99.49	103.38	96.66
Nov-18	103.23	102.31	102.12	110.23	109.57	95.87
Dec-18	93.42	91.96	93.02	98.27	102.24	87.05
Jan-19	98.72	97.18	97.44	106.51	98.38	89.49
Feb-19	97.06	98.85	97.96	90.51	100.51	92.91
Mar-19	92.15	93.03	92.89	86.52	98.52	86.12
Apr-19	95.69	96.00	95.86	93.77	97.69	87.83
May-19	100.60	100.97	101.03	98.94	101.27	94.87
Jun-19	97.02	96.36	96.58	101.42	101.87	91.26
Jul-19	99.32	100.75	100.64	86.41	99.23	99.12
Aug-19	104.71	105.61	105.10	96.24	100.53	106.79
Sep-19	103.04	105.53	105.30	88.32	100.32	109.73
Oct-19	101.34	102.08	102.42	96.69	100.51	102.89
Nov-19	103.25	104.87	104.50	92.80	98.39	107.14
Dec-19	104.74	104.26	104.87	104.54	108.33	111.40
Jan-20	113.22	110.65	110.63	130.62	110.86	109.69
Feb-20	111.78	111.07	109.91	122.58	105.95	109.94
Mar-20	101.16	100.89	100.74	104.56	91.94	102.79
Apr-20	94.59	94.06	94.47	98.08	77.86	98.62
May-20	95.01	94.60	95.12	98.31	76.45	101.08
Jun-20	94.60	94.12	94.66	97.53	82.92	99.92
Jul-20	100.13	101.08	100.96	91.55	92.15	107.10

Aug-20	103.18	104.37	103.88	91.64	99.18	110.51
Sep-20	97.79	98.80	98.73	92.53	91.62	102.93
Oct-20	101.20	103.26	103.52	86.63	93.70	105.59
Nov-20	102.02	106.41	106.48	70.74	98.70	110.35
Dec-20	98.32	100.41	100.92	83.93	97.72	104.84
Jan-21	100.72	102.12	102.42	81.63	91.72	109.77
Feb-21	98.71	99.41	99.44	90.25	95.95	105.98
Mar-21	101.61	102.01	102.01	90.18	101.81	101.10
Apr-21	109.30	107.98	108.13	117.52	103.35	109.36
May-21	100.89	99.78	100.42	108.99	102.49	98.14
Jun-21	104.38	104.35	103.84	112.15	104.08	109.09
Jul-21	101.04	101.67	101.09	108.26	108.13	97.30
Aug-21	93.82	94.21	93.84	102.95	99.94	89.62
Sep-21	96.83	98.10	97.65	87.40	99.23	96.16
Oct-21	98.89	98.57	98.56	100.02	97.80	96.61
Nov-21	97.02	95.68	96.14	100.61	94.48	94.67
Dec-21	96.62	96.84	96.17	100.30	101.81	93.23
Jan-22	94.91	94.04	95.26	97.17	96.05	96.33
Feb-22	92.26	91.62	92.32	96.81	95.37	83.16
Mar-22	97.96	96.98	97.36	108.19	100.92	91.03
Apr-22	96.47	97.11	97.56	79.15	91.07	88.38
May-22	98.24	97.78	98.20	98.17	97.88	89.66
Jun-22	105.61	106.27	105.92	106.65	94.25	113.65
Jul-22	103.46	104.32	103.61	109.18	96.84	107.08
Aug-22	106.11	108.07	107.50	101.35	100.24	109.56
Sep-22	106.53	107.92	107.42	99.81	99.43	104.29
Oct-22	105.22	105.91	106.40	88.45	100.58	107.67
Nov-22	104.04	101.21	102.50	125.84	99.22	101.62
Dec-22	106.73	107.05	106.50	116.89	100.06	108.58
Jan-23	109.26	107.68	109.70	112.88	106.58	105.93
Feb-23	111.37	111.17	112.13	107.42	96.63	115.26
Mar-23	110.20	109.95	110.15	110.49	102.36	111.15
Apr-23	107.35	106.19	106.86	113.84	105.19	108.38
May-23	110.92	110.59	110.98	112.06	95.46	112.85
Jun-23	105.65	106.59	106.50	100.40	98.10	104.79

Jul-23	106.90	108.52	108.12	101.13	95.59	113.09
Aug-23	106.97	109.27	108.74	97.67	93.18	111.85
Sep-23	108.68	109.89	109.29	107.19	94.63	112.61
Oct-23	106.60	106.46	107.15	96.65	97.71	109.97
Nov-23	108.93	108.15	109.40	98.52	97.55	108.61
Dec-23	114.96	119.27	117.42	87.39	92.76	111.54
Jan-24	104.47	103.59	105.86	93.85	94.64	105.63
Feb-24	107.62	107.32	108.53	100.48	102.80	108.32
Mar-24	111.02	112.35	112.07	97.00	94.88	111.18
Apr-24	111.38	112.10	113.16	83.63	102.04	112.34
May-24	113.03	114.38	114.55	91.76	102.27	113.99
Jun-24	112.26	114.23	114.04	95.11	100.12	111.06

Consumer durable goods	Consumer non-durable goods	Intermediate goods
135.08	95.24	109.78
136.92	100.24	108.80
130.54	99.35	108.11
134.20	101.55	112.37
136.58	98.08	112.20
136.78	100.54	115.34
121.46	98.03	115.27
124.03	96.58	121.75
125.55	107.76	122.74
124.06	108.25	124.49
116.50	109.91	122.69
133.40	106.75	124.78
124.98	107.44	117.10
134.45	102.59	112.28
134.21	98.74	105.17
123.20	94.89	101.97
129.83	100.54	97.71
124.38	95.29	96.20
127.33	101.42	89.87
124.38	103.64	86.70
137.07	98.44	90.77
142.34	93.79	90.00
138.81	93.39	92.67
137.87	97.20	90.69
130.45	96.39	96.88
135.13	95.59	98.18
114.52	93.98	103.97
142.69	98.65	98.02
139.56	100.01	106.99
126.44	97.86	105.24
133.09	99.68	111.44

133.76	100.76	105.86
142.37	95.00	105.28
166.58	98.81	105.14
162.56	90.31	105.34
134.03	100.53	106.03
151.11	99.08	109.03
180.35	97.03	112.84
193.42	94.98	113.40
213.83	92.45	114.65
206.25	95.46	110.67
187.59	99.07	112.58
209.77	97.86	109.42
193.21	99.53	109.51
210.48	91.16	105.84
180.86	96.71	109.98
183.93	108.08	110.73
190.22	98.89	113.11
197.26	100.27	109.61
157.78	97.00	112.87
202.33	99.42	113.09
171.90	115.45	112.99
160.35	94.03	110.10
187.45	102.87	107.47
152.97	100.71	108.37
238.67	95.06	110.10
198.13	93.61	110.92
179.73	96.07	108.60
117.43	92.41	107.44
174.06	98.28	108.16
174.01	87.15	108.60
181.73	87.13	104.77
183.12	89.50	103.48
168.55	88.95	103.78
169.39	94.34	106.86
172.66	95.67	105.58
178.23	91.60	103.60

179.25	101.67	101.14
168.60	102.95	102.99
167.36	97.24	101.57
199.92	103.12	101.91
168.43	105.92	101.02
175.46	96.88	101.44
193.47	102.60	105.78
202.55	105.15	106.09
176.31	100.17	106.82
168.63	98.08	104.94
177.25	101.14	109.28
180.89	104.16	113.99
149.87	103.02	121.16
145.62	109.30	118.49
156.13	107.48	116.31
164.47	105.44	114.53
182.49	102.76	118.12
164.12	104.55	114.68
151.69	108.68	116.03
157.38	115.74	123.48
143.74	100.02	123.00
148.52	112.34	128.10
148.93	119.37	123.55
148.35	104.45	123.79
159.20	107.77	119.14
157.27	109.81	123.86
160.52	94.92	117.33
142.36	99.63	119.64
153.10	96.21	116.54
96.10	102.06	115.15
155.41	100.83	153.31
145.34	93.48	109.33
188.97	100.42	117.06
185.15	103.20	118.32
188.78	90.71	126.14
192.18	99.77	123.05



170.03	107.78	125.13
152.63	105.74	116.09
151.30	104.86	119.59
129.48	97.96	112.57
130.48	109.29	106.20
125.70	101.28	98.34
128.68	98.36	96.06
114.46	93.97	96.07
142.17	91.54	92.22
190.03	93.66	92.41
180.24	88.67	89.44
186.92	91.69	92.77
191.99	86.34	91.02
170.67	88.24	95.54
176.16	93.81	100.85
173.45	93.58	104.21
176.09	92.03	107.98
124.08	84.76	106.64
122.74	90.54	111.79
121.27	99.16	110.16
116.79	98.05	118.86
117.06	97.54	116.86
113.67	100.33	117.08
109.27	103.69	120.96
109.68	92.92	120.99
119.93	88.77	118.08
111.03	91.56	117.62
123.84	95.60	118.08
118.82	85.31	124.71
114.06	105.96	131.36
102.15	101.46	127.61
99.16	92.53	125.06
98.91	98.60	118.23
104.57	93.27	115.84
100.29	96.83	113.42
100.98	90.14	113.17

109.86	86.77	115.08
99.14	93.14	110.96
95.60	90.49	114.26
97.93	77.65	113.99
95.01	88.18	114.08
100.26	91.76	118.36
99.70	116.05	115.73
100.52	120.58	115.45
100.00	108.73	118.61
96.72	98.77	119.98
98.62	91.16	121.40
98.25	107.71	121.54
100.91	94.26	122.70
97.63	90.93	124.07
101.97	99.65	126.89
100.91	99.71	130.83
95.02	92.30	129.74
94.57	102.54	127.57
100.04	97.84	118.55
92.73	95.66	117.63
99.97	103.21	116.04
93.28	101.69	111.55
93.48	92.22	110.97
95.57	84.90	108.28
90.10	93.10	112.67
99.04	91.95	112.53
96.11	84.04	107.96
94.32	91.43	104.99
92.78	87.63	101.90
97.14	88.45	96.81
105.19	96.05	97.83
110.24	92.67	99.26
104.37	82.59	96.92
108.00	86.68	94.18
110.08	89.60	101.91
113.87	88.89	98.48

110.08	84.88	100.01
121.78	85.71	97.02
101.69	94.85	95.57
95.91	98.48	90.41
102.70	91.65	93.88
106.31	125.31	94.90
106.77	95.65	100.55
105.31	105.04	98.56
107.45	91.42	104.73
114.91	93.88	105.98
108.83	95.82	108.28
104.44	92.90	103.29
103.24	88.11	100.91
105.06	98.65	98.59
111.60	103.29	101.84
117.51	97.69	101.11
107.62	104.14	100.69
105.16	93.40	99.21
110.25	90.41	101.47
112.67	89.07	102.49
107.16	99.14	102.50
110.84	89.43	103.53
107.05	96.26	100.75
104.65	92.69	103.07
107.37	92.69	100.56
103.48	82.73	105.07
108.08	83.21	104.39
102.53	84.46	107.15
103.63	88.71	108.64
105.85	86.52	111.03
104.24	92.72	114.65
106.77	86.45	113.88
110.27	92.02	112.17
103.72	88.55	110.93
104.73	81.99	109.58
101.79	81.59	108.22

103.82	91.12	108.03
103.24	90.65	108.80
106.56	84.52	105.20
102.97	86.52	107.38
104.87	84.95	106.30
106.68	82.79	108.79
105.17	82.05	106.09
101.76	90.39	107.07
108.60	88.10	106.19
104.04	93.32	110.08
101.20	98.13	107.82
102.84	92.98	109.40
103.56	93.23	107.20
105.08	95.58	107.45
106.23	96.25	106.35
104.54	95.43	106.83
105.92	84.86	105.28
103.98	89.19	106.47
105.15	92.47	104.18
103.94	85.35	104.63
106.38	87.06	104.83
103.98	94.50	106.98
101.23	90.72	105.04
105.26	98.74	104.96
107.34	106.54	103.94
108.73	109.64	104.87
104.02	102.85	102.64
103.10	107.34	103.21
108.44	111.00	103.41
101.10	110.62	107.67
103.49	110.48	109.78
100.66	103.04	107.00
94.50	98.94	99.15
92.16	101.52	96.04
97.61	100.05	95.32
93.15	107.75	94.43

101.19	110.83	96.25
94.65	103.24	100.17
93.41	106.19	106.27
98.62	110.98	105.93
94.46	105.38	108.27
95.93	111.03	98.89
96.76	106.78	97.50
98.13	101.39	94.56
93.29	110.80	100.12
101.57	97.85	97.85
102.11	109.77	100.46
102.35	97.03	103.71
103.56	88.58	106.53
99.46	95.91	104.73
103.27	96.07	103.59
106.77	93.72	99.73
98.05	92.37	95.67
104.25	95.60	95.53
95.21	81.98	97.55
98.55	90.47	98.46
100.90	87.22	96.52
103.92	88.50	98.82
101.77	114.77	94.88
96.56	108.05	100.29
89.81	111.22	93.03
96.92	104.93	95.71
102.55	108.08	93.38
106.03	101.28	98.24
118.06	107.24	95.61
109.27	105.75	102.45
114.75	115.24	99.46
114.62	110.92	104.84
115.97	107.47	103.56
115.85	112.50	101.02
114.42	104.06	103.30

129.21	111.80	100.01
127.17	110.70	105.14
126.54	111.35	101.48
120.61	109.13	102.50
115.12	108.05	102.93
125.16	109.45	103.66
126.04	103.84	107.53
126.91	106.72	108.10
127.96	109.42	110.80
129.39	110.99	112.56
129.24	112.62	117.39
141.06	108.39	115.64

**Table 4. Unadjusted indices for industrial production by period***(index 2021=100)*

Period	Total industry (NACE Sections B to D)	Total industry excluding energy index (NACE sections B & C)	Total manufacturing (NACE Section C)	Energy (NACE Section D)	Capital goods	Consumer goods
Jan-00	95.64		94.30	111.70	102.78	86.47
Feb-00	95.71		95.44	99.50	99.58	90.62
Mar-00	107.32		108.14	96.29	105.36	99.82
Apr-00	97.82		98.66	84.58	95.22	97.84
May-00	104.14		105.10	90.07	99.45	102.43
Jun-00	111.94		112.89	94.20	94.08	106.44
Jul-00	108.63		108.42	109.73	106.11	112.49
Aug-00	99.16		98.12	111.52	89.62	98.33
Sep-00	118.07		118.86	101.22	99.64	110.14
Oct-00	113.77		115.00	94.94	96.80	113.42
Nov-00	114.01		115.64	88.96	101.64	115.70
Dec-00	110.04		110.71	94.07	92.56	100.68
Jan-01	101.88		101.76	100.85	104.05	98.38
Feb-01	97.46		97.59	94.57	96.03	93.88
Mar-01	107.36		108.27	94.94	110.11	97.21
Apr-01	93.33		93.42	87.48	99.62	93.64
May-01	100.41		100.60	94.69	104.74	104.62
Jun-01	104.65		104.75	100.18	104.00	98.27
Jul-01	104.40		103.25	118.36	105.23	120.09
Aug-01	93.29		91.25	118.86	103.10	105.72
Sep-01	102.25		101.45	106.83	101.88	101.29
Oct-01	100.08		99.44	105.72	103.12	102.73
Nov-01	97.84		98.01	92.78	104.18	100.63
Dec-01	93.96		92.85	107.02	90.05	94.48
Jan-02	90.29		88.22	115.83	93.03	89.54
Feb-02	91.58		91.32	94.32	93.69	87.81
Mar-02	98.77		98.88	95.68	95.46	87.64
Apr-02	96.30		96.41	91.48	93.09	103.97
May-02	102.48		102.76	95.86	90.69	105.09
Jun-02	105.83		105.46	106.46	90.92	101.60
Jul-02	113.39		112.34	126.25	93.88	122.05

Aug-02	94.49	92.46	122.00	82.54	101.06
Sep-02	105.08	104.24	110.10	89.22	102.56
Oct-02	106.87	106.86	103.38	92.86	108.86
Nov-02	100.20	100.17	97.03	101.54	96.89
Dec-02	98.99	98.12	106.46	80.49	98.86
Jan-03	95.73	94.24	111.95	90.41	93.08
Feb-03	95.41	93.89	115.03	85.69	89.38
Mar-03	106.50	106.22	108.44	101.07	95.03
Apr-03	102.24	102.42	96.23	93.03	101.15
May-03	102.70	102.64	100.79	94.53	102.63
Jun-03	115.70	115.30	119.29	96.17	112.88
Jul-03	116.06	113.96	143.21	98.81	124.86
Aug-03	96.29	93.27	139.63	82.49	100.10
Sep-03	106.58	105.25	116.08	92.80	102.58
Oct-03	108.91	108.41	112.57	102.00	107.14
Nov-03	108.21	108.46	99.87	98.28	112.49
Dec-03	104.71	103.06	111.46	80.69	102.05
Jan-04	95.19	93.25	120.27	90.10	94.65
Feb-04	93.43	92.39	107.45	87.21	86.52
Mar-04	111.86	112.00	108.62	97.98	105.97
Apr-04	109.31	109.93	98.76	91.64	120.51
May-04	101.12	100.99	100.67	92.61	98.49
Jun-04	112.19	112.14	109.73	94.08	114.50
Jul-04	110.55	108.64	136.36	88.00	121.00
Aug-04	99.11	96.36	138.03	82.04	102.90
Sep-04	110.22	109.17	118.05	97.80	102.16
Oct-04	103.54	102.66	112.88	94.26	100.90
Nov-04	99.88	99.29	103.32	92.84	97.62
Dec-04	101.97	100.89	108.31	84.45	99.11
Jan-05	88.95	86.31	121.88	77.65	82.11
Feb-05	87.01	84.89	115.59	74.23	82.07
Mar-05	100.41	99.45	111.27	82.63	96.97
Apr-05	93.02	92.25	100.48	75.67	94.64
May-05	100.32	99.65	105.35	77.58	102.58
Jun-05	107.06	106.10	115.65	81.94	106.20
Jul-05	101.84	99.00	139.45	76.31	109.52



Aug-05	94.35	91.33	134.02	66.12	105.26
Sep-05	107.74	106.18	123.17	80.93	110.21
Oct-05	97.48	97.22	97.59	80.66	100.81
Nov-05	103.29	103.01	102.33	81.08	113.45
Dec-05	97.28	95.92	110.72	74.01	101.07
Jan-06	89.65	87.14	124.59	74.02	92.61
Feb-06	93.48	92.42	107.57	76.21	96.77
Mar-06	111.92	111.82	110.04	86.85	117.91
Apr-06	94.84	94.41	96.79	75.23	100.05
May-06	100.99	100.24	108.13	76.18	107.42
Jun-06	111.21	110.86	116.82	91.70	111.49
Jul-06	113.28	111.14	142.96	86.08	122.87
Aug-06	105.28	102.89	138.34	84.59	103.69
Sep-06	118.20	117.83	120.03	102.96	112.29
Oct-06	110.53	109.90	115.03	97.26	111.79
Nov-06	109.11	109.15	103.14	94.55	111.79
Dec-06	103.25	102.71	106.83	91.12	92.00
Jan-07	97.35	96.01	110.96	87.93	99.30
Feb-07	103.18	102.94	100.30	106.64	103.19
Mar-07	127.01	127.82	109.18	118.60	123.71
Apr-07	106.55	106.40	101.10	106.92	100.49
May-07	119.16	119.54	108.87	99.75	122.12
Jun-07	126.93	126.88	123.23	113.74	123.73
Jul-07	121.71	120.04	142.77	108.99	124.24
Aug-07	106.65	103.72	145.92	91.45	107.36
Sep-07	125.45	125.14	125.88	130.19	113.00
Oct-07	111.69	110.87	118.61	106.67	102.78
Nov-07	112.74	112.75	108.01	120.26	103.62
Dec-07	99.87	98.41	117.01	99.43	85.20
Jan-08	101.06	99.85	117.75	104.65	93.97
Feb-08	114.07	114.09	112.88	100.59	98.55
Mar-08	102.78	102.21	110.04	113.56	94.55
Apr-08	110.92	111.17	106.09	101.40	110.02
May-08	111.29	111.34	110.35	93.16	113.83
Jun-08	113.37	114.23	99.99	99.85	102.63
Jul-08	122.17	120.27	149.37	87.76	125.45

Aug-08	103.57	100.71	145.18	78.73	101.04
Sep-08	114.46	113.20	131.18	97.25	113.09
Oct-08	114.55	114.54	112.94	87.07	112.46
Nov-08	99.15	98.98	100.85	74.02	95.80
Dec-08	93.21	92.55	102.58	58.73	97.21
Jan-09	87.76	86.35	108.01	67.49	94.46
Feb-09	85.83	84.79	100.55	63.98	92.89
Mar-09	95.67	94.82	104.25	76.65	99.14
Apr-09	89.94	89.34	96.29	68.13	97.42
May-09	90.59	89.60	103.51	63.61	103.04
Jun-09	94.61	93.26	112.69	75.51	99.46
Jul-09	102.55	100.12	136.49	66.65	116.21
Aug-09	83.72	79.68	142.40	70.61	84.32
Sep-09	94.84	92.99	121.81	81.45	92.96
Oct-09	100.95	100.39	108.13	78.18	101.11
Nov-09	97.03	96.94	97.22	81.71	97.06
Dec-09	89.10	88.10	101.29	66.97	83.44
Jan-10	87.88	86.06	104.49	76.08	79.53
Feb-10	90.05	89.84	94.69	75.33	86.80
Mar-10	103.79	104.73	99.93	82.15	109.29
Apr-10	105.54	107.54	94.01	80.68	103.86
May-10	103.10	104.06	99.44	79.29	105.27
Jun-10	105.19	105.45	107.33	87.91	104.11
Jul-10	118.48	116.98	135.69	80.71	121.15
Aug-10	97.33	92.71	136.67	75.47	85.63
Sep-10	101.63	100.04	116.88	86.79	88.96
Oct-10	103.50	103.37	108.99	83.21	92.17
Nov-10	100.55	101.24	99.01	80.42	97.40
Dec-10	91.65	90.78	102.15	74.59	72.74
Jan-11	106.94	107.75	105.42	79.52	100.95
Feb-11	99.15	100.03	97.46	77.91	96.15
Mar-11	110.51	111.83	104.61	88.09	105.16
Apr-11	103.43	104.90	96.85	83.21	101.85
May-11	103.35	103.95	103.14	83.86	103.03
Jun-11	103.34	102.89	111.33	86.40	99.48
Jul-11	106.81	103.54	136.86	81.88	102.32

Aug-11	93.96	88.69	138.09	77.72	79.48
Sep-11	100.23	97.72	124.10	87.63	91.04
Oct-11	101.92	101.42	109.67	82.44	90.53
Nov-11	93.11	92.41	101.47	78.51	79.01
Dec-11	84.94	82.64	104.31	71.73	70.55
Jan-12	100.09	99.00	111.52	77.54	90.68
Feb-12	103.00	102.87	108.50	76.61	110.52
Mar-12	117.30	119.48	104.92	90.57	132.94
Apr-12	108.49	110.31	97.34	84.79	112.19
May-12	107.36	108.13	105.05	84.79	108.33
Jun-12	103.78	102.02	120.15	86.73	90.87
Jul-12	118.24	115.14	146.84	79.27	122.28
Aug-12	99.08	92.85	150.60	77.74	84.82
Sep-12	103.49	101.47	122.43	86.97	86.37
Oct-12	114.31	114.23	119.10	87.85	105.26
Nov-12	107.16	108.07	103.14	78.53	101.21
Dec-12	91.27	89.85	105.17	71.24	71.24
Jan-13	105.60	105.41	109.49	78.95	100.28
Feb-13	96.48	96.46	100.05	75.63	96.75
Mar-13	106.61	107.68	102.89	92.75	101.25
Apr-13	108.93	110.87	98.08	88.58	112.01
May-13	105.85	106.49	104.80	88.89	111.30
Jun-13	102.03	101.27	111.40	93.12	91.51
Jul-13	103.10	99.16	137.16	86.77	98.41
Aug-13	94.23	88.00	144.19	81.95	81.03
Sep-13	107.82	105.92	125.51	98.23	92.04
Oct-13	99.77	97.42	119.10	92.27	89.86
Nov-13	95.92	95.36	102.95	87.49	92.09
Dec-13	85.28	82.61	106.90	82.18	69.45
Jan-14	89.52	87.33	108.93	90.19	87.05
Feb-14	90.30	89.94	96.42	85.85	93.46
Mar-14	103.94	104.56	103.75	98.56	99.21
Apr-14	92.90	92.76	97.28	103.96	87.96
May-14	91.82	90.98	101.90	92.53	94.02
Jun-14	106.16	105.64	114.05	102.83	95.36
Jul-14	101.76	98.43	130.94	85.33	102.72

Aug-14	83.75		77.53	134.58	78.59	73.82
Sep-14	101.35		98.31	128.10	102.69	88.23
Oct-14	102.46		101.35	114.23	97.43	101.98
Nov-14	92.49		91.91	100.67	93.90	97.45
Dec-14	82.68		80.38	103.51	82.83	75.16
Jan-15	106.02	104.84	105.09	114.42	92.74	122.19
Feb-15	94.66	93.26	93.50	104.69	91.97	92.45
Mar-15	107.28	107.79	108.10	103.64	101.08	113.13
Apr-15	94.81	99.53	99.69	60.90	99.11	97.37
May-15	93.27	99.19	99.39	50.81	93.10	98.77
Jun-15	98.46	106.15	106.38	43.31	102.30	102.36
Jul-15	97.89	103.26	103.41	59.39	94.39	105.31
Aug-15	79.26	82.43	82.41	56.54	84.84	77.49
Sep-15	91.92	98.64	98.74	43.67	97.10	97.79
Oct-15	99.61	107.71	107.89	41.54	103.60	109.29
Nov-15	90.98	100.42	100.64	23.23	97.51	99.41
Dec-15	80.58	86.57	86.78	37.63	85.68	81.62
Jan-16	82.98	89.19	89.13	38.46	93.12	86.45
Feb-16	84.36	92.04	92.00	29.28	93.24	86.94
Mar-16	93.80	102.94	103.11	28.26	104.54	97.13
Apr-16	92.23	101.43	101.57	26.21	93.52	104.35
May-16	90.44	99.61	99.77	24.69	92.87	98.38
Jun-16	91.78	99.95	100.07	33.20	93.24	98.98
Jul-16	92.58	98.49	98.45	50.17	91.65	98.57
Aug-16	83.00	87.19	87.20	53.01	86.47	85.37
Sep-16	87.85	93.69	93.76	45.93	96.39	82.39
Oct-16	88.33	94.59	94.77	43.42	96.93	85.41
Nov-16	88.54	96.21	96.39	33.60	96.23	89.27
Dec-16	75.83	81.26	81.46	36.94	87.62	66.76
Jan-17	87.79	93.54	93.63	46.58	99.96	84.31
Feb-17	89.32	96.60	96.71	37.12	95.58	87.98
Mar-17	99.13	106.79	106.96	44.19	108.67	94.56
Apr-17	91.86	96.82	97.01	56.27	96.30	89.94
May-17	97.32	104.28	104.49	47.41	103.82	97.39
Jun-17	95.39	97.25	97.46	82.01	101.76	83.97
Jul-17	95.63	95.17	95.34	98.84	99.34	86.19

Aug-17	94.36	91.41	91.50	115.46	94.20	85.27
Sep-17	103.30	99.71	99.92	129.01	104.22	88.06
Oct-17	98.97	98.04	98.16	105.67	102.03	89.52
Nov-17	93.37	98.61	98.72	55.82	99.96	91.06
Dec-17	77.58	76.61	76.64	84.57	88.53	60.58
Jan-18	88.55	91.88	91.99	64.59	99.72	80.34
Feb-18	90.89	90.93	90.92	90.61	97.19	80.38
Mar-18	96.40	101.20	101.38	62.01	106.90	92.01
Apr-18	91.86	97.17	97.26	53.81	99.03	90.52
May-18	103.44	105.61	105.48	87.92	98.83	103.25
Jun-18	100.20	102.25	102.23	85.55	103.17	99.07
Jul-18	104.89	102.63	102.57	121.06	93.42	102.98
Aug-18	95.19	91.26	91.33	123.31	87.73	90.58
Sep-18	101.08	100.09	100.21	108.11	98.58	96.66
Oct-18	107.63	108.92	109.01	98.37	107.71	106.02
Nov-18	105.38	106.48	106.43	97.50	111.55	102.02
Dec-18	79.79	78.18	78.10	91.37	94.07	65.59
Jan-19	96.01	94.57	94.55	106.29	98.38	86.51
Feb-19	93.51	95.26	95.25	80.90	97.74	89.59
Mar-19	94.77	96.98	96.94	78.93	105.47	85.82
Apr-19	94.12	96.01	95.84	80.59	100.41	87.98
May-19	103.64	105.48	105.40	90.39	100.13	103.97
Jun-19	98.81	98.02	97.99	104.45	105.20	91.59
Jul-19	107.61	107.32	107.35	109.65	97.81	112.21
Aug-19	99.72	96.58	96.67	122.23	92.40	100.93
Sep-19	109.71	111.57	111.60	96.38	102.20	116.70
Oct-19	108.63	110.49	110.63	95.30	104.59	113.24
Nov-19	103.82	107.18	107.24	79.73	99.98	111.22
Dec-19	91.14	90.26	90.15	97.49	100.07	87.00
Jan-20	110.43	107.66	107.63	130.25	111.02	107.09
Feb-20	104.92	103.78	103.63	113.09	103.09	101.26
Mar-20	104.20	105.18	105.05	97.20	98.29	101.77
Apr-20	92.93	94.06	94.08	84.84	80.43	98.43
May-20	94.64	95.31	95.32	89.87	75.37	104.82
Jun-20	99.46	99.26	99.35	100.93	85.41	105.98
Jul-20	108.60	107.69	107.93	115.07	91.25	121.27

Aug-20	98.18	95.46	95.66	117.70	91.35	104.08
Sep-20	102.34	102.60	102.82	100.51	92.98	106.02
Oct-20	106.73	109.77	110.01	84.95	97.39	113.19
Nov-20	102.46	108.75	109.06	57.34	99.99	113.75
Dec-20	87.06	88.52	88.67	76.59	90.27	84.42
Jan-21	94.85	95.83	95.87	81.03	91.69	102.06
Feb-21	93.19	94.06	94.20	80.81	93.20	98.86
Mar-21	106.61	108.28	108.39	83.13	109.06	102.96
Apr-21	107.73	107.97	108.01	104.28	107.26	109.78
May-21	102.24	102.36	102.40	100.64	101.10	105.14
Jun-21	108.62	108.10	107.87	115.84	107.13	113.84
Jul-21	108.10	106.40	106.57	132.08	107.39	107.47
Aug-21	90.47	87.74	87.84	129.02	92.02	86.16
Sep-21	101.45	101.88	101.99	95.36	100.48	98.59
Oct-21	102.59	102.91	102.87	98.05	101.69	100.94
Nov-21	98.72	99.54	99.49	87.08	95.52	98.94
Dec-21	85.87	85.39	84.96	92.68	93.93	75.24
Jan-22	90.27	89.83	90.10	96.42	96.07	91.51
Feb-22	86.72	86.68	86.91	87.38	92.59	77.11
Mar-22	104.59	104.82	105.34	101.41	108.31	95.63
Apr-22	93.42	95.37	95.52	65.91	94.86	86.58
May-22	101.32	102.13	102.06	89.92	96.55	99.70
Jun-22	110.13	110.10	110.39	110.47	96.84	118.79
Jul-22	108.94	107.22	107.41	133.17	96.09	115.64
Aug-22	102.42	100.65	100.96	127.40	92.08	105.54
Sep-22	111.81	112.09	112.55	107.87	100.52	106.84
Oct-22	108.95	110.56	110.82	86.24	104.72	112.43
Nov-22	105.74	105.28	105.60	112.27	100.27	104.90
Dec-22	93.80	92.72	93.12	109.00	92.09	85.54
Jan-23	105.19	104.71	105.12	112.03	106.77	102.25
Feb-23	104.70	105.17	105.56	98.04	94.01	106.97
Mar-23	117.85	118.85	119.33	103.87	109.87	117.25
Apr-23	102.29	102.42	102.69	100.53	110.15	103.51
May-23	114.74	115.51	115.76	103.91	94.24	126.75
Jun-23	110.03	110.44	110.83	104.27	100.76	108.99

Jul-23	112.45	111.54	111.99	125.18	94.74	122.65
Aug-23	103.23	101.77	102.23	123.70	85.41	108.11
Sep-23	112.32	112.10	112.57	115.41	95.51	112.58
Oct-23	111.91	113.16	113.21	94.37	101.77	117.83
Nov-23	110.67	112.49	112.56	84.98	98.57	111.52
Dec-23	98.33	99.67	99.87	79.33	85.10	83.46
Jan-24	100.20	100.72	100.93	92.97	94.72	101.09
Feb-24	103.05	103.90	104.19	91.18	100.21	103.84
Mar-24	113.41	115.04	115.40	90.42	101.66	108.48
Apr-24	111.21	114.13	114.53	70.18	107.18	116.25
May-24	117.10	119.48	119.71	83.62	101.09	128.69
Jun-24	115.10	116.24	116.67	99.00	102.89	112.28

Consumer durable goods	Consumer non-durable goods	Intermediate goods
145.08	82.49	100.52
130.28	87.97	99.73
137.30	97.34	119.81
139.75	95.04	102.26
142.59	99.76	111.83
133.01	104.73	131.37
116.79	112.35	106.09
96.48	98.60	103.45
121.16	109.53	140.49
138.23	111.84	126.98
134.98	114.51	123.70
123.14	99.25	133.40
134.16	96.01	105.84
127.34	91.67	103.60
141.16	94.26	120.81
128.18	91.35	91.61
134.86	102.65	95.18
120.44	96.85	113.99
123.38	120.03	84.09
97.32	106.46	70.10
132.44	99.25	103.51
158.80	98.95	95.25
162.19	96.46	93.11
126.42	92.38	93.70
140.21	86.11	85.88
126.65	85.21	95.13
120.61	85.45	114.68
148.42	101.00	90.66
143.82	102.53	107.36
122.37	100.29	118.95
130.52	121.63	111.71



105.87	100.87	88.62
137.21	100.28	115.88
184.07	103.74	113.07
190.52	90.46	104.72
121.80	97.39	107.85
162.84	88.32	99.31
167.36	84.04	104.48
206.46	87.35	123.02
221.33	92.87	110.00
210.32	95.23	108.04
183.35	108.10	129.03
208.81	119.16	110.50
155.69	96.34	91.74
201.57	95.79	117.24
195.53	101.10	114.61
214.20	105.52	110.59
172.32	97.27	119.45
212.60	86.52	94.57
146.54	82.44	102.74
219.50	98.16	127.12
175.81	116.81	107.98
161.54	94.21	109.33
185.71	109.68	119.93
154.45	118.82	105.98
195.97	96.53	97.03
187.56	96.32	125.25
190.59	94.76	110.39
135.79	95.09	106.17
157.51	95.16	113.71
186.43	74.92	97.32
170.91	75.96	94.67
199.62	89.91	112.14
170.29	89.47	99.22
169.47	98.03	109.00
172.43	101.71	119.94
183.48	104.50	99.77

149.39	102.32	89.46
158.11	107.01	116.40
175.67	95.71	102.84
229.08	105.51	103.66
152.73	97.59	102.91
186.63	86.15	88.46
183.85	90.81	96.52
219.06	110.98	118.80
176.41	94.84	99.03
168.43	103.30	105.50
177.91	106.99	120.56
189.85	118.35	111.35
126.86	102.22	112.36
136.53	110.75	133.30
163.61	108.32	115.78
185.06	106.81	115.24
166.10	86.94	122.54
173.41	94.24	98.14
144.60	100.44	102.75
166.65	120.87	139.27
142.77	97.67	115.21
148.68	120.43	128.26
150.06	122.06	138.91
158.07	122.05	122.30
137.94	105.37	107.19
149.12	110.63	138.41
168.67	98.31	124.14
156.82	100.03	121.28
138.56	81.58	114.78
100.59	93.64	105.24
148.49	95.19	139.92
150.12	90.78	106.42
187.81	104.72	118.49
186.54	108.90	118.48
190.74	96.60	135.90
207.02	119.91	131.69

150.44	97.72	112.26
146.51	110.91	122.56
158.82	109.37	131.97
140.77	92.79	116.11
117.17	95.95	104.92
130.62	92.06	87.21
123.32	90.89	86.64
116.18	98.09	100.40
142.11	94.42	91.76
192.62	96.90	88.08
181.38	93.86	96.04
200.73	110.46	99.40
171.59	78.32	79.66
165.69	88.00	99.58
183.98	95.44	111.71
188.07	90.82	105.43
157.76	78.35	105.24
128.88	76.19	99.85
118.28	84.72	101.46
122.44	108.53	111.00
116.86	103.10	125.87
119.14	104.45	115.35
113.84	103.58	116.36
116.30	121.66	129.69
98.37	84.86	110.39
117.90	87.06	121.19
115.32	90.67	127.49
133.97	94.97	116.79
106.02	70.51	121.38
118.28	99.88	130.29
99.06	96.08	115.75
100.08	105.67	132.33
99.09	102.19	119.63
106.86	102.91	115.40
100.36	99.56	115.66
107.01	102.14	115.96

98.81	78.24	106.03
98.44	90.65	111.38
98.94	90.07	124.73
104.80	77.31	116.56
83.94	69.71	104.03
103.25	89.92	120.61
97.61	111.58	106.65
101.91	135.31	117.78
100.82	113.15	121.58
99.26	109.12	120.11
98.87	90.44	124.33
103.90	123.75	124.28
90.46	84.55	110.78
97.86	85.69	128.04
105.45	105.40	138.88
106.56	100.98	131.90
83.30	70.50	122.57
96.57	100.68	125.81
98.84	96.75	106.96
94.56	101.86	123.52
101.34	112.92	121.10
96.32	112.51	109.97
93.99	91.46	118.25
100.87	98.38	106.93
80.26	81.20	100.80
100.17	91.60	128.00
99.11	89.34	110.97
98.10	91.80	104.35
81.06	68.74	100.52
98.54	86.37	87.44
104.40	92.82	88.42
113.08	98.38	114.79
105.98	86.82	94.34
112.42	92.86	87.34
111.13	94.39	120.69
119.81	101.67	100.40

97.84	72.24	82.39
123.67	85.88	109.76
104.78	101.93	103.62
98.88	97.49	84.98
90.14	74.22	86.39
107.55	118.09	91.31
106.06	91.95	95.62
108.21	113.24	103.94
109.06	95.50	106.55
120.08	97.45	106.24
109.92	101.50	118.20
109.01	105.56	106.90
91.60	78.10	87.29
106.05	97.14	102.18
115.38	108.74	108.92
121.11	99.89	102.13
95.54	84.55	90.29
106.50	84.90	91.67
109.57	86.85	98.85
115.85	96.48	112.19
108.80	103.43	104.56
115.55	98.23	107.10
108.02	99.61	106.23
108.54	99.43	102.31
95.39	86.55	88.22
103.77	82.60	110.89
111.96	85.22	108.15
105.40	88.87	109.03
93.26	69.59	95.82
107.56	82.58	106.48
103.55	87.77	113.47
109.52	94.26	128.23
111.89	90.07	108.49
107.45	97.67	116.80
105.60	84.91	115.24
105.31	87.44	104.63

92.48	87.08	96.71
103.24	89.80	113.60
110.30	89.53	108.91
105.66	91.58	109.77
95.85	62.40	89.83
108.78	78.82	107.15
104.43	79.09	105.74
103.93	91.37	113.84
109.59	89.50	108.52
107.10	103.04	116.82
102.04	98.92	107.59
106.47	102.79	110.85
92.54	90.47	96.01
104.94	96.22	108.32
109.59	105.83	115.79
107.29	101.74	110.34
98.29	63.84	87.71
106.20	85.46	106.82
104.30	88.81	104.06
105.90	84.75	110.83
106.21	87.01	107.61
106.44	103.84	113.62
102.45	91.01	103.76
109.27	112.37	106.81
96.25	101.18	91.95
108.32	117.15	110.43
106.77	113.58	110.70
105.92	111.50	106.11
101.91	86.21	87.15
103.49	107.28	105.50
102.47	101.19	109.39
102.47	101.73	118.56
93.29	98.70	98.58
94.11	105.40	95.72
99.55	106.32	99.31
97.10	122.56	96.65

90.73	104.79	82.28
93.75	106.67	105.09
95.37	114.15	114.93
101.29	114.42	107.25
89.50	84.15	94.92
98.46	102.38	96.84
95.41	99.16	91.40
99.76	103.24	102.42
91.53	111.36	108.65
103.96	105.24	99.69
104.99	114.61	94.95
107.41	107.48	110.52
92.38	85.62	97.58
98.02	98.64	102.94
105.06	100.58	112.05
109.28	98.04	106.75
93.74	73.64	76.97
107.29	90.14	94.04
93.61	75.68	97.57
100.05	95.24	107.73
98.91	85.51	100.84
106.44	99.11	104.06
105.18	119.98	90.89
102.01	116.83	106.25
79.62	107.79	83.63
95.26	107.84	92.89
103.81	113.18	101.96
107.48	104.67	101.50
113.82	83.08	76.43
112.44	101.36	106.07
112.86	106.45	94.55
116.30	117.33	118.44
113.68	102.62	107.40
118.37	127.48	106.03
118.86	108.13	101.75

137.64	121.35	100.55
113.02	107.68	97.88
124.66	111.53	99.03
121.71	117.49	108.33
115.62	111.17	109.02
120.84	80.21	79.05
129.48	98.62	109.41
124.71	102.02	109.36
129.64	106.64	115.09
126.66	115.34	120.40
131.68	128.43	129.90
147.27	109.24	110.45



# Methodological Notes

1. This Index of Industrial Production is a Principal European Economic Indicator (PEEI) and is compiled in accordance with Commission Regulation (EU) 2019/2152 and Commission Implementing Regulation 2020/1197 of the European Parliament and of the Council on European Business Statistics. The NSO has also adopted methodologies and guidelines recommended by Eurostat and the United Nations.
2. The Maltese Index of Industrial Production is calculated using a Laspeyres-type index (2021=100). Aggregation weights are updated every five years and the gross value added is used as the weighting variable. The whole series is available from the year 2000 onwards.
3. The sample covers 80 per cent of the total industrial turnover and the number of surveyed businesses is around 200. A combination of cut-off and stratified random sampling techniques are used. The volume of industrial production is calculated using three methods: the physical quantities of output, the deflated turnover and the number of hours worked.
4. In this news release, Energy refers to NACE D35 only – Electricity, gas steam and air conditioning supply. It excludes B05 – mining of coal and lignite, B06 – extraction of crude petroleum and natural gas, C19 – manufacture of coke and refined petroleum products and E36 – water collection, treatment and supply. The index excludes the electricity supply imported via the Malta-Sicily Interconnector.
5. Year-on-year comparisons refer to indices that are calendar adjusted, while month-on-month comparisons refer to calendar and seasonally-adjusted index numbers. These adjustments aid the interpretation of data by removing regularly recurring variations from a time series. The officially recommended software JDemetra+ is used to adjust all series in this news release.
6. The calendar effect is the variation caused by the changing number of working/trading days, fixed and moving holidays, leap year and other calendar-related phenomena. The seasonal effect is the variation caused by any pattern that repeats on a regular basis in the same period each year.
7. The average weighted response rate for this indicator is around 80%. The data is to be considered as provisional and therefore subject to revision.
8. The aggregation weights (gross value added) of the various categories used for the calculation of the Index of Industrial Production for the year 2021 (base year) are as follows:

NACE Section	NACE Divisions	Description	Share
B	8	Mining and Quarrying	0.01
C	13, 14, 25, 27, 28 and 31 to 33	Other manufacturing	0.31
	10 and 11	Food products and beverages	0.13
	26 and 29	Computer, electronic and optical products and motor vehicles	0.17
	22 to 23	Rubber, plastic products and other non-metallic mineral products	0.13
	16 to 18	Wood, paper products and printing	0.11
	20 and 21	Chemicals and pharmaceuticals products	0.09
D	35	Energy	0.07
		Total (Sections B, C and D)	1.00

Main Industrial Grouping	Description	Example
Capital Goods	Capital goods are physical assets used by businesses to produce consumer (final) goods	Machinery equipment
Intermediate goods	Intermediate goods, also called semi-finished goods are products used as inputs to produce a consumer (final) good	Rubber and plastic products
Consumer goods	Consumer goods, also called final goods are products that are readily available for consumption by consumers. These goods do not undergo further transformation in production	Food products and beverages
Energy	Energy refers to the production of electricity	Electricity excluding supply imported via the Malta-Sicily Interconnector

9. More information relating to this news release may be accessed at:

[Sources and Methods](#)  
[Statistical Concepts](#)  
[Metadata](#)  
[Classifications](#)

10. For an updated time-series which includes past data, please refer to the [Selected Indicators for this domain](#).

11. A detailed news release calendar is available [online](#).

12. References to this news release are to be cited appropriately. For guidance on access and re-use of data please visit our [dedicated webpage](#).

13. For further assistance send your request through our [online request form](#).

