

Residential Property Transactions: July 2024

NR 148/2024

Release Date: 09 August 2024

Cut off Date: 02 August 2024

In July 2024, the number of final deeds of sale and promise of sale agreements relating to residential property amounted to 1,035 and 1,063, respectively.

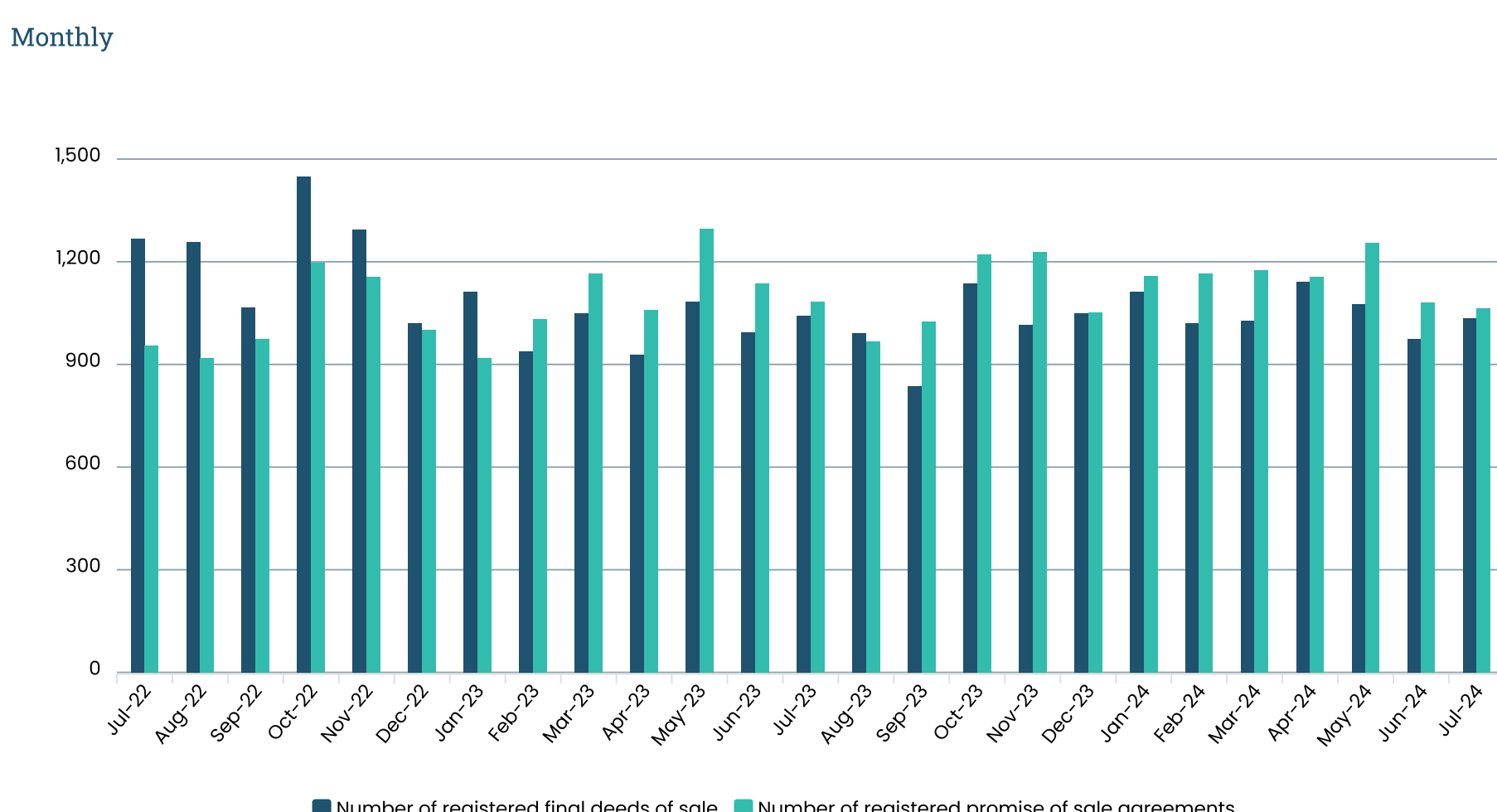


This news release presents provisional data on residential property sale transactions based on the date of registration with the tax authority.

Final deeds of sale

In July 2024, the number of final deeds of sale relating to residential property amounted to 1,035, a decrease of 0.8 per cent when compared to those registered in July 2023 (Table 1a, Chart 1). The value of these deeds totalled €280.5 million, representing a decrease of 2.2 per cent when compared to the corresponding value recorded in July 2023 (Table 2a).

Chart 1. Registered final deeds of sale and promise of sale agreements



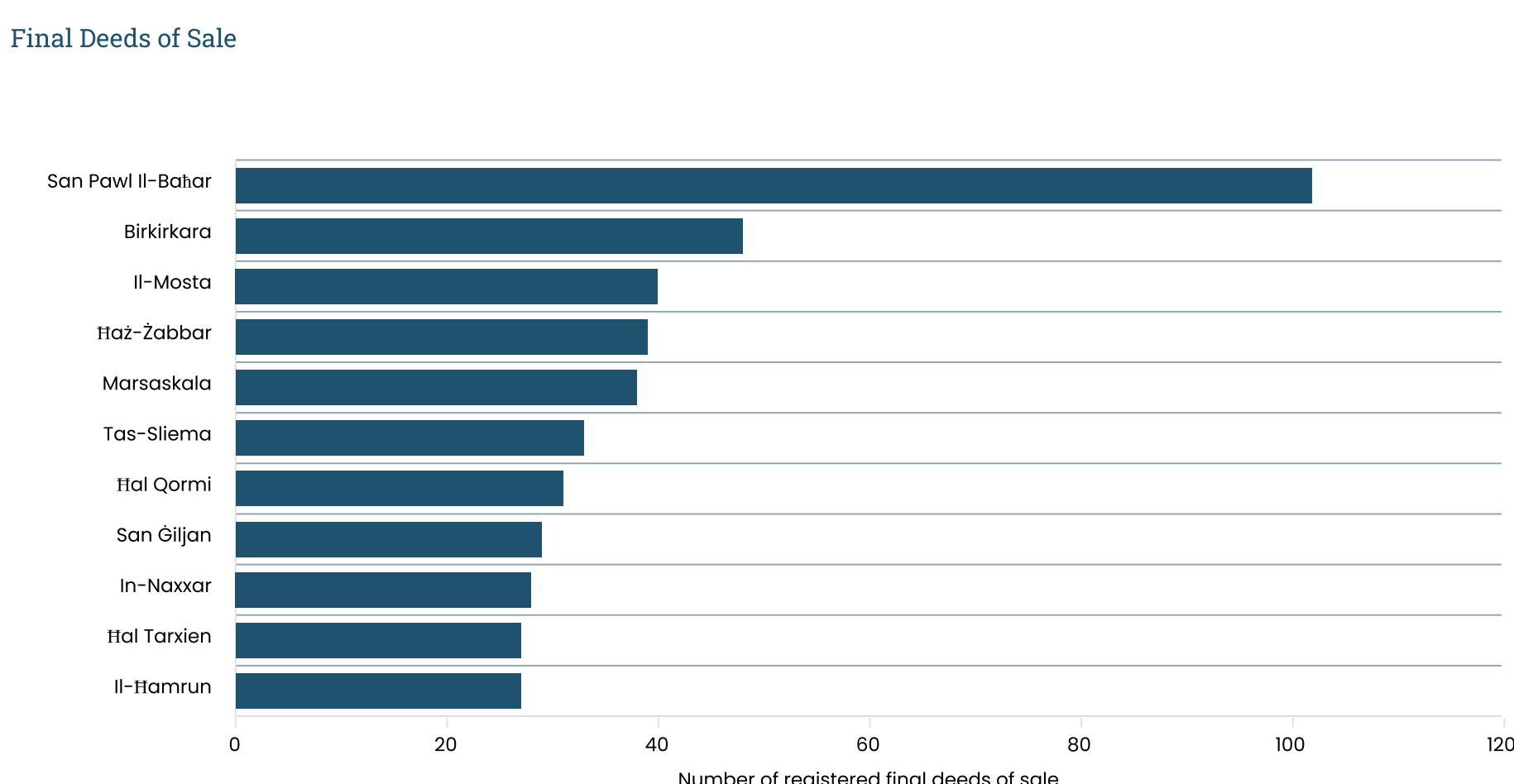
In the month under review, 954 (or 92.2 per cent) of these final deeds of sale involved individual buyers (households), with companies accounting for virtually all remaining deeds (Table 1b). The value of the deeds involving individual buyers (households) amounted to €239.5 million, equivalent to 85.4 per cent of the total value (Table 2b).

Final deeds of sale by district and by locality

In July 2024, the highest numbers of final deeds of sale were recorded in the Northern Harbour and the Northern districts, with totals of 295 and 211 deeds, respectively. On the other hand, the lowest numbers were registered in the Western and the South Eastern districts at 93 and 125 deeds, respectively (Table 3).

The highest numbers of final deeds of sale were recorded in the following localities: San Pawl Il-Baħar (102), Birkirkara (48) and Il-Mosta (40) (Table 4, Chart 2a). The sum of agreements recorded in these localities corresponded to 18.4 per cent of the total final deeds of sale registered during July 2024.

Chart 2a. Localities registering the largest counts in July 2024



Properties transacted in the final deeds of sale

During the month under review, the number of properties transacted in the final deeds of sale was equivalent to 1,115 (Table 5). Apartments (408) and Garages (246) accounted for the largest shares, at 36.6 per cent and 22.1 per cent, respectively.

Promise of sale agreements

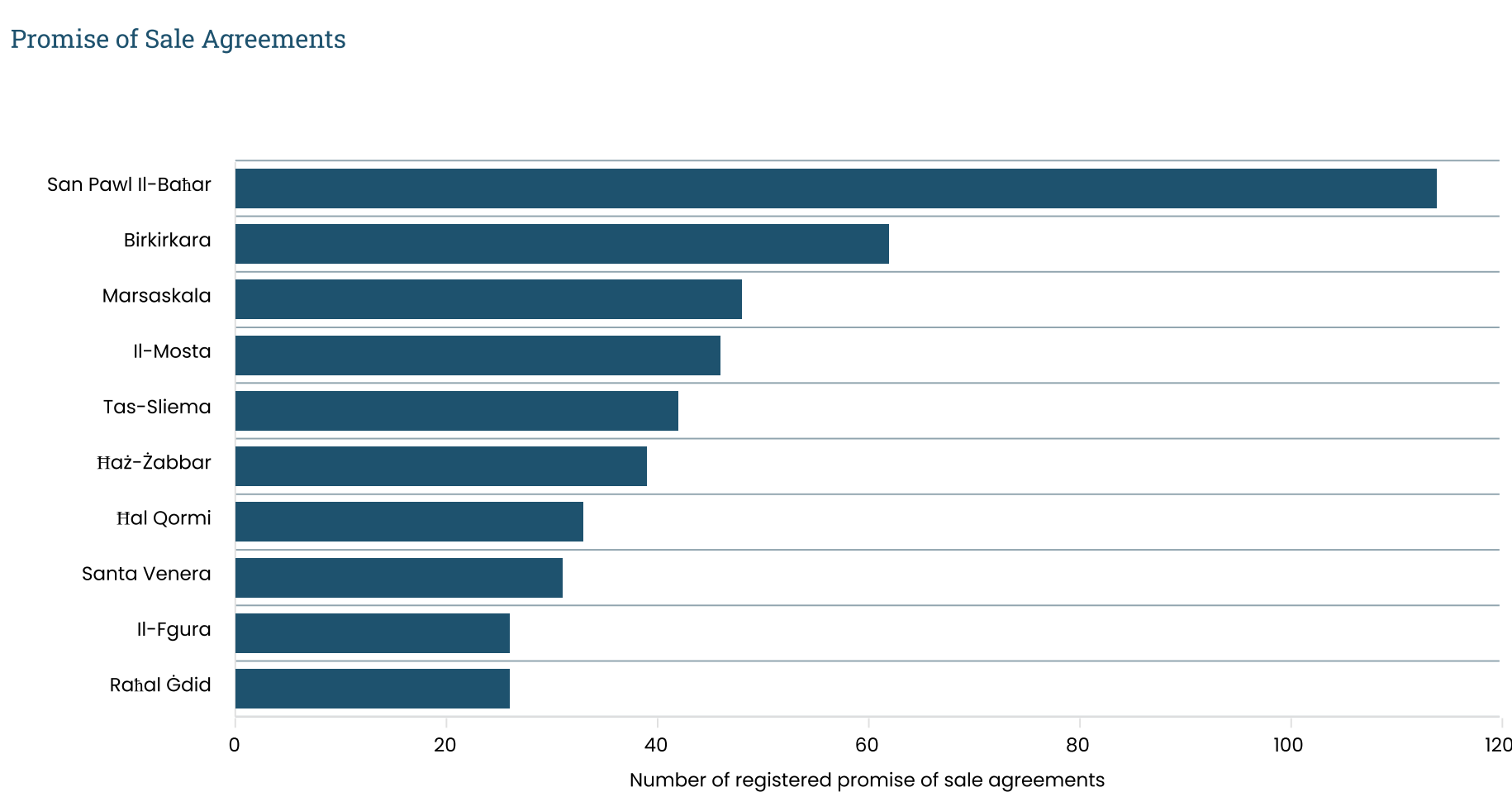
In July 2024, 1,063 promise of sale agreements relating to residential property were registered, equivalent to a decrease of 1.9 per cent over the same period in 2023 (Table 6a, Chart 1). Individual potential buyers (households) accounted for 950 (or 89.4 per cent) of these agreements, while the rest mainly involved companies (Table 6b).

Promise of sale agreements by district and by locality

The largest number of promise of sale agreements related to residential properties were registered in the Northern Harbour district with 313 agreements, followed by the Northern district with 227 agreements. On the other hand, the lowest figures of promise of sale agreements were noted in the Gozo and Comino, and the Western districts, at 106 and 111 agreements, respectively (Table 7).

The highest numbers of promise of sale agreements were recorded in the following localities: San Pawl Il-Baħar (114), Birkirkara (62) and Marsaskala (48) (Table 8, Chart 2b). The sum of agreements recorded in these localities corresponded to 21.1 per cent of the total promise of sale agreements registered during July 2024.

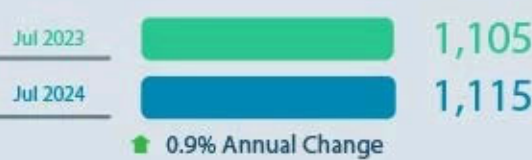
Chart 2b. Localities registering the largest counts in July 2024



Residential Property Transactions*



Number of properties transacted in the final deeds of sale



Maisonnets incl. Terran
Houses incl. Bungalows, Farmhouses, Semi-Detached Villas, Terraced Houses and Villas
Others incl. Airspaces, Boathouses, Gardens and Urban Tenements

* This infographic presents provisional data on residential property sale transactions based on the date of registration with the tax authority. For more information, refer to methodological notes 2 and 8 of the news release.



Table 1a. Number of final deeds of sale by period of registration

Period	2022	2023	2024
January	1,149	1,113	1,112
February	1,068	939	1,020
March	1,190	1,049	1,029
Q1	3,407	3,101	3,161
April	1,122	929	1,142
May	1,251	1,083	1,077
June	1,194	995	974
Q2	3,567	3,007	3,193
July	1,268	1,043	1,035
August	1,258	991	
September	1,067	836	
Q3	3,593	2,870	
October	1,449	1,137	
November	1,294	1,016	
December	1,021	1,049	
Q4	3,764	3,202	
Total	14,331	12,180	

Table 1b. Number of final deeds of sale involving individual buyers (households) by period of registration

Period	2022	2023	2024
January	1,060	1,010	1,031
February	989	868	947
March	1,095	971	953
Q1	3,144	2,849	2,931
April	1,038	856	1,043
May	1,149	981	988
June	1,103	921	883
Q2	3,290	2,758	2,914
July	1,138	953	954
August	1,136	905	
September	977	766	
Q3	3,251	2,624	
October	1,314	1,023	
November	1,170	941	
December	932	942	
Q4	3,416	2,906	
Total	13,101	11,137	

Note: Refer to methodological note 9.

Table 2a. Total value of final deeds of sale by period of registration

€ million

Period	2022	2023	2024
January	250.8	304.2	300.7
February	254.3	249.2	266.4
March	260.9	259.4	281.8
Q1	766.0	812.8	848.9
April	238.3	266.0	307.7
May	274.6	262.0	303.7
June	282.2	256.4	244.8
Q2	795.1	784.4	856.2
July	318.8	286.8	280.5
August	290.9	278.3	
September	250.5	239.2	
Q3	860.2	804.3	
October	339.8	304.1	
November	306.5	263.2	
December	232.0	284.0	
Q4	878.3	851.3	
Total	3,299.6	3,252.8	

Table 2b. Value of final deeds of sale involving individual buyers (households) by period of registration

€ million

Period	2022	2023	2024
January	213.3	226.3	245.5
February	206.6	193.2	208.8
March	220.2	212.1	211.0
Q1	640.1	631.6	665.3
April	210.5	218.9	259.0
May	234.0	211.6	235.6
June	228.0	192.2	202.4
Q2	672.5	622.7	697.0
July	265.2	211.5	239.5
August	244.8	221.0	
September	204.5	186.9	
Q3	714.5	619.4	
October	280.7	240.7	
November	249.6	216.8	
December	191.1	213.2	
Q4	721.4	670.7	
Total	2,748.5	2,544.4	

Note: Refer to methodological note 9.

Table 3. Number of final deeds of sale by period of registration, district and cluster of localities

District	Cluster		2023	2024	
			July	June	July
Southern Harbour	1.	Valletta, Il-Furjana, Il-Marsa	23	7	20
	2.	Santa Luċija, Ғal Tarxien, Il-Fgura, RaҒal Ġdid, Ғal Luqa	73	76	83
	3.	Il-Birgu, L-Isla, Bormla, Il-Kalkara, ҒaҒ-Ғabbar, Ix-XgҒajra	67	61	65
			163	144	168
Northern Harbour	4.	Il-Ғamrun, Tal-Pietà, Santa Venera, L-Imsida, Birkirkara, Ғal Qormi	166	146	157
	5.	Is-Swieqi, Pembroke, San Ġiljan, Tas-Sliema	80	81	85
	6.	Il-Gżira, Ta' Xbiex, San Ġwann	47	48	53
			293	275	295
South Eastern	7.	Birzebbuġa, Ғal Safi, Iż-Ғurrieq	39	38	26
	8.	Marsaxlokk, Marsaskala, Iż-Ғejtun	72	54	75
	9.	Ғal GҒaxaq, Ғal Kirkop, L-Imqabba, Il-Qrendi, Il-Gudja	24	33	24
			135	125	125
Western	10.	ҒaҒ-Ғebbuġ, Is-Siġġiewi, Ғ'Attard	63	46	51
	11.	Ir-Rabat, L-Imdina, Ғad-Dingli, L-Imtarfa	31	29	17
	12.	Ғal Balzan, L-Iklin, Ғal Lija	19	22	25
			113	97	93
Northern	13.	Ғal GҒargҒur, Il-Mosta, In-Naxxar	83	88	75
	14.	Il-MellieҒa, San Pawl Il-BaҒar, L-Imġarr	122	123	136
			205	211	211
Gozo and Comino	15.	Il-Fontana, L-GҒarb, L-GҒasri, Ta' Kerċem, Il-Munxar, Ir-Rabat GҒawdex, San Lawrenz, Ta' Sannat, Iż-Ғebbuġ	63	63	71
	16.	GҒajnsielem and Comino, In-Nadur, Il-Qala, Ix-XagҒra, Ix-Xewkija	71	59	72
			134	122	143
Total			1,043	974	1,035

Notes:

1. Refer to methodological note 14.
2. A longer time series of these figures is available in the Selected Indicators found [here](#).
3. The number of final deeds of sale by period of registration and locality is available in Table 4.

Table 4. Number of final deeds of sale by period of registration and locality

Locality					
	January	February	March	April	May
Valetta	7	1	6	5	3
L-Imdina	-	-	-	1	-
Il-Birgu	3	3	4	2	4
L-Isla	2	1	7	5	8
Bormla	6	7	2	6	15
Ħal Qormi	33	29	28	36	40
Ħaż-Żebbuġ	33	23	30	22	30
Ħaż-Żabbar	29	33	41	40	40
Is-Siġġiewi	21	15	12	19	16
Iż-Żejtun	14	26	20	36	35
Ir-Rabat, Għawdex	25	24	23	12	16
Ħ'Attard	16	16	25	17	23
Ħal Balzan	15	10	16	11	12
Birkirkara	38	47	55	46	67
Birżebbuġa	17	19	18	19	20
Ħad-Dingli	3	5	11	2	4
Il-Fgura	23	17	25	22	34
Il-Furjana	1	3	-	2	4
Il-Fontana	5	-	4	6	1
Il-Gudja	5	5	8	5	5
Il-Gżira	18	28	18	21	18
Għajnsielem and Comino	14	13	13	16	19
L-Għarb	7	7	12	9	21
Ħal Għargħur	7	8	12	3	10
L-Għasri	2	1	3	-	1
Ħal Għaxaq	12	10	12	15	6
Il-Ħamrun	18	14	18	25	19
L-Iklin	9	9	1	4	5
Il-Kalkara	4	4	4	4	6
Ta' Kerċem	4	4	3	2	5
Ħal Kirkop	-	4	1	2	4
Ħal Lija	8	10	6	3	8
Ħal Luqa	14	19	47	26	8
Il-Marsa	5	15	7	6	10
Marsaskala	53	40	50	45	34
Marsaxlokk	3	9	10	17	15
Il-Mellieħa	29	32	32	35	38
L-Imġarr	9	8	7	8	13
Il-Mosta	52	44	55	46	39
L-Imqabba	1	5	6	3	4
L-Imsida	23	24	23	20	23
Il-Munxar	17	19	13	10	12
In-Nadur	16	9	17	21	20
In-Naxxar	25	17	26	18	28
Raħal Ġdid	15	18	5	10	15
Pembroke	2	1	-	3	3

Tal-Pietà	17	20	16	14	12
Il-Qala	30	21	17	14	22
Il-Qrendi	7	1	6	-	2
Ir-Rabat	17	17	23	29	23
Ħal Safi	-	-	8	2	2
San Ġiljan	33	21	41	40	51
San Ġwann	31	22	19	28	29
San Lawrenz	4	-	4	2	2
San Pawl Il-Baħar	96	74	79	87	112
Ta' Sannat	19	25	19	24	14
Santa Luċija	1	1	4	2	6
Santa Venera	19	16	24	16	21
Tas-Sliema	30	33	50	32	31
Is-Swieqi	37	17	14	18	20
Ta' Xbiex	2	11	2	3	6
Ħal Tarxien	21	21	21	20	20
Ix-Xagħra	35	27	24	36	38
Ix-Xewkija	23	15	15	17	10
Ix-Xgħajra	1	10	4	7	6
Iż-Żebbuġ	30	25	18	21	24
Iż-Żurrieq	30	30	44	23	39
L-Imtarfa	3	5	2	1	-
Unclassified	-	-	-	-	-
Total	1,149	1,068	1,190	1,122	1,251

Note: A longer time series of these figures is available in the Selected Indicators found [here](#).

2022						
June	July	August	September	October	November	December
8	9	10	4	9	8	5
-	-	-	-	-	-	-
4	1	2	1	5	3	5
4	4	4	6	4	6	5
8	10	8	3	9	10	12
40	33	51	32	44	41	28
22	27	33	25	37	38	17
44	37	41	17	26	35	34
23	18	11	10	16	14	10
34	20	28	20	20	26	17
18	23	17	19	23	18	19
22	18	20	11	23	13	13
10	14	13	7	7	8	3
59	70	64	48	56	47	42
35	34	26	14	21	11	20
5	5	11	7	8	3	8
32	34	25	23	29	30	26
2	2	14	2	3	4	2
3	1	6	1	3	2	2
2	3	5	3	7	5	1
24	34	19	32	30	34	21
15	16	22	18	16	26	13
8	13	8	12	20	9	7
9	9	1	10	8	11	14
1	4	2	3	4	5	4
9	10	12	6	26	14	7
16	24	21	9	16	21	18
10	7	7	4	10	4	2
4	3	10	11	9	6	8
4	12	8	1	9	4	2
1	1	3	3	3	3	-
1	8	5	2	8	7	3
19	14	5	14	24	15	12
8	14	11	5	8	8	8
21	42	51	49	55	60	45
18	9	7	8	8	7	23
28	45	44	37	39	41	31
8	12	15	13	11	12	12
47	43	26	58	45	41	29
10	6	8	7	12	7	3
26	27	34	23	71	37	44
9	15	12	12	14	10	5
9	16	28	24	17	26	18
27	44	32	22	30	38	20
21	16	23	13	22	19	23
2	3	4	2	8	2	5

15	16	14	15	24	21	13
24	16	15	23	22	19	8
3	5	6	3	6	6	5
22	20	19	16	24	14	9
3	6	10	3	11	2	4
46	43	39	28	41	37	32
35	26	21	22	30	24	19
2	3	4	1	4	15	2
74	85	97	101	129	88	94
25	16	25	17	31	17	16
2	2	-	2	-	4	-
18	17	19	15	19	22	16
37	61	38	38	49	64	37
19	12	23	17	21	26	16
4	7	3	3	5	6	4
24	21	21	14	21	19	20
37	22	26	28	53	32	20
7	14	12	7	16	24	9
6	7	2	3	5	5	1
25	17	21	24	26	20	12
36	40	33	31	37	37	38
-	2	3	5	2	3	-
-	-	-	-	-	-	-
1,194	1,268	1,258	1,067	1,449	1,294	1,021

2023						
January	February	March	April	May	June	July
9	11	3	8	10	5	13
-	-	1	-	-	-	1
3	3	3	5	5	3	5
6	3	4	5	6	4	5
8	11	6	9	8	5	7
44	29	29	26	32	43	34
30	27	25	25	31	24	22
33	33	41	33	31	38	32
18	6	13	11	9	17	17
13	18	21	19	21	22	24
25	16	16	23	22	24	11
15	12	12	10	25	18	24
7	16	7	5	9	9	11
42	29	40	44	49	37	47
15	18	23	9	21	17	12
7	4	3	3	2	11	10
27	13	17	22	33	18	21
2	4	2	2	1	6	2
3	1	2	3	7	3	6
3	4	-	4	9	14	4
20	13	32	20	32	20	20
13	5	6	5	14	5	7
8	5	7	7	5	7	6
7	7	13	11	8	7	4
-	1	1	1	2	4	2
19	7	7	7	9	2	7
22	15	32	9	18	15	13
5	5	4	4	6	1	6
7	6	3	6	7	2	13
3	5	4	5	6	5	3
7	2	3	1	2	4	1
4	4	-	7	8	2	2
11	9	9	12	9	9	22
8	5	7	8	5	10	8
31	35	26	43	41	38	39
10	9	12	12	14	11	9
38	36	35	31	27	29	28
8	18	11	7	8	8	6
37	25	55	37	38	23	54
4	6	8	4	4	5	8
52	39	35	21	38	33	38
20	2	8	6	4	3	6
18	18	21	11	13	15	11
18	17	30	33	18	16	25
20	17	7	10	14	20	13
7	6	4	4	4	3	7

15	10	28	18	19	22	16
15	7	16	9	13	11	9
1	3	5	7	7	5	4
16	17	13	14	9	11	19
3	3	4	5	3	2	4
28	20	33	28	24	31	20
19	15	15	16	23	20	24
4	7	4	2	3	1	1
86	79	97	74	93	103	88
32	27	9	16	12	13	15
2	1	1	6	2	2	5
16	18	20	21	13	12	18
31	35	31	30	46	30	31
17	20	20	23	16	22	22
3	2	3	2	3	6	3
23	27	18	12	25	21	12
26	21	24	11	20	12	19
14	9	15	7	18	13	25
2	6	1	3	1	3	5
18	13	18	12	10	13	13
33	20	22	22	35	24	23
2	4	4	3	3	3	1
-	-	-	-	-	-	-
1,113	939	1,049	929	1,083	995	1,043

August	September	October	November	December	January	February
4	4	5	6	10	8	12
-	-	-	-	1	-	-
2	8	10	2	9	5	6
2	3	10	5	9	4	4
4	6	7	7	10	11	7
24	22	26	30	34	36	21
20	10	15	24	23	17	18
37	38	44	28	40	29	34
10	12	6	22	8	22	11
24	12	28	25	16	27	16
25	13	21	19	15	20	15
23	14	15	32	20	22	10
4	9	8	5	11	5	16
41	51	55	49	38	43	43
19	8	10	13	12	15	16
12	3	6	9	4	10	2
24	17	32	20	17	32	23
7	-	2	2	1	1	3
8	4	4	3	6	8	9
1	6	3	5	-	3	6
17	14	37	19	14	21	13
12	10	8	14	8	14	11
10	10	11	5	8	7	9
7	4	14	10	6	5	2
-	2	1	3	5	2	6
10	17	17	14	9	14	14
14	20	9	15	19	19	21
2	7	5	4	8	9	14
8	8	10	7	-	4	8
6	3	4	9	11	2	4
3	2	-	1	3	6	9
1	3	5	-	3	3	5
9	9	16	11	6	16	18
7	7	4	8	12	5	9
37	40	51	40	36	35	29
10	9	15	19	9	5	8
18	24	37	28	40	32	44
7	6	15	13	14	12	2
46	34	40	27	40	46	28
10	5	8	9	10	15	10
22	20	36	43	33	39	38
6	1	5	12	9	8	7
22	11	14	9	14	17	10
22	19	26	14	23	28	25
14	5	14	15	25	20	16
8	4	4	2	7	3	4

8	15	21	20	8	20	14
9	10	15	7	11	17	10
5	4	9	5	2	11	7
23	15	20	21	19	17	19
-	4	2	5	7	2	4
28	27	29	33	37	36	32
27	26	23	19	22	24	27
-	2	1	-	3	2	2
82	54	83	99	107	79	85
18	12	17	14	20	17	13
3	1	3	3	-	1	1
13	17	25	21	18	30	25
30	34	41	32	27	36	33
25	13	22	12	19	16	15
3	4	3	2	2	2	2
17	14	24	9	13	10	17
18	16	15	17	23	17	17
14	7	22	5	15	11	15
5	-	4	4	3	7	1
20	11	15	11	21	20	14
22	15	26	20	15	27	29
2	1	4	-	1	5	2
-	-	-	-	-	-	-
991	836	1,137	1,016	1,049	1,112	1,020

2024

March	April	May	June	July
8	10	8	4	3
-	-	-	1	1
5	8	8	10	2
5	5	1	1	2
8	8	8	9	6
34	37	38	35	31
23	22	18	22	25
32	43	35	25	39
9	24	14	6	9
13	28	14	15	23
17	13	22	10	18
15	19	13	18	17
15	14	11	14	9
56	60	38	37	48
9	12	6	17	9
4	7	9	7	5
36	24	23	20	23
2	7	1	1	6
4	3	3	2	4
3	6	6	5	6
22	24	21	24	23
7	15	7	7	12
8	16	15	10	6
7	15	7	6	7
4	3	2	-	5
7	9	12	11	7
15	17	24	21	27
6	7	6	3	7
8	8	3	11	11
9	7	7	3	7
9	2	4	2	4
4	3	11	5	9
20	17	24	14	8
10	8	6	2	11
29	41	39	22	38
8	20	7	17	14
40	28	40	38	25
4	6	11	12	9
34	48	43	57	40
10	9	3	6	1
29	26	36	25	26
4	1	9	3	6
12	16	13	10	14
30	29	29	25	28
13	20	17	17	24
1	4	10	6	5

9	9	11	10	11
4	13	6	12	11
5	14	14	9	6
17	15	18	21	11
2	6	6	8	1
38	32	36	22	29
23	26	27	21	25
1	2	2	1	3
106	85	86	73	102
12	27	26	22	14
3	1	2	2	1
15	20	16	18	14
28	33	31	37	33
21	20	10	16	18
6	5	7	3	5
18	23	27	23	27
20	13	16	17	26
6	8	10	13	9
7	2	3	5	5
10	11	18	12	8
28	25	21	13	16
2	3	2	-	-
-	-	-	-	-

1,029	1,142	1,077	974	1,035
--------------	--------------	--------------	------------	--------------

Table 5. Number of properties transacted in the final deeds of sale by period of registration and property type

Property Type	2023	2024	
	July	June	July
Apartments	403	422	408
Penthouses	46	52	58
Maisonettes (incl. Terran)	118	98	120
Houses (incl. Bungalow, Farmhouse, Semi-Detached Villa, Terraced House, Villa)	153	120	168
Garages	252	243	246
Plots of Land	84	66	62
Others (incl. Airspace, Boathouse, Garden, Urban Tenement)	49	61	53
Total	1,105	1,062	1,115

Notes:

1. Refer to methodological notes 2 and 8.
2. A longer time series of these figures is available in the Selected Indicators found [here](#).
3. The number of properties transacted by period of registration and district is available in the [Selected Indicators](#).

Table 6a. Number of promise of sale agreements by period of registration

Period	2022	2023	2024
January	661	919	1,158
February	965	1,033	1,166
March	1,111	1,167	1,175
Q1	2,737	3,119	3,499
April	1,016	1,060	1,157
May	1,124	1,297	1,256
June	1,087	1,137	1,080
Q2	3,227	3,494	3,493
July	955	1,084	1,063
August	918	968	
September	974	1,025	
Q3	2,847	3,077	
October	1,197	1,222	
November	1,155	1,229	
December	1,001	1,051	
Q4	3,353	3,502	
Total	12,164	13,192	

**Table 6b. Number of promise of sale agreements involving individual potential buyers (households)
by period of registration**

Period	2022	2023	2024
January	547	840	1,052
February	894	945	1,067
March	1,023	1,054	1,070
Q1	2,464	2,839	3,189
April	949	985	1,028
May	1,035	1,202	1,135
June	986	1,038	987
Q2	2,970	3,225	3,150
July	879	991	950
August	862	891	
September	884	924	
Q3	2,625	2,806	
October	1,106	1,114	
November	1,009	1,099	
December	901	962	
Q4	3,016	3,175	
Total	11,075	12,045	

Note: Refer to methodological note 9.

Table 7. Number of promise of sale agreements by period of registration, district and cluster of localities

District	Cluster		2023	2024	
			July	June	July
Southern Harbour	1.	Valletta, Il-Furjana, Il-Marsa	13	14	26
	2.	Santa Luċija, Ғal Tarxien, Il-Fgura, RaҒal Ġdid, Ғal Luqa	81	77	71
	3.	Il-Birgu, L-Isla, Bormla, Il-Kalkara, ҒaҒ-Ғabbar, Ix-XgҒajra	51	59	76
			145	150	173
Northern Harbour	4.	Il-Ғamrun, Tal-Pietà, Santa Venera, L-Imsida, Birkirkara, Ғal Qormi	195	174	183
	5.	Is-Swieqi, Pembroke, San Ġiljan, Tas-Sliema	122	115	91
	6.	Il-Gżira, Ta' Xbiex, San Ġwann	49	47	39
			366	336	313
South Eastern	7.	Birżebbuġa, Ғal Safi, Iż-Ғurrieq	51	51	24
	8.	Marsaxlokk, Marsaskala, Iż-Ғejtun	77	78	84
	9.	Ғal GҒaxaq, Ғal Kirkop, L-Imqabba, Il-Qrendi, Il-Gudja	29	37	25
			157	166	133
Western	10.	ҒaҒ-Ғebbuġ, Is-Siġġiewi, Ғ'Attard	45	58	62
	11.	Ir-Rabat, L-Imdina, Ғad-Dingli, L-Imtarfa	32	28	30
	12.	Ғal Balzan, L-Iklin, Ғal Lija	23	21	19
			100	107	111
Northern	13.	Ғal GҒargҒur, Il-Mosta, In-Naxxar	70	73	80
	14.	Il-MellieҒa, San Pawl Il-BaҒar, L-Imġarr	125	144	147
			195	217	227
Gozo and Comino	15.	Il-Fontana, L-GҒarb, L-GҒasri, Ta' Kerċem, Il-Munxar, Ir-Rabat GҒawdex, San Lawrenz, Ta' Sannat, Iż-Ғebbuġ	57	58	60
	16.	GҒajnsielem and Comino, In-Nadur, Il-Qala, Ix-XagҒra, Ix-Xewkija	64	46	46
			121	104	106
Total			1,084	1,080	1,063

Notes:

1. Refer to methodological note 14.

2. A longer time series of these figures is available in the Selected Indicators found [here](#).

3. The number of promise of sale agreements by period of registration and locality is available in Table 8.

Table 8. Number of promise of sale agreements by period of registration and locality

Locality					
	January	February	March	April	May
Valetta	5	6	6	8	10
L-Imdina	-	-	-	-	-
Il-Birgu	2	6	3	2	3
L-Isla	3	5	4	4	4
Bormla	1	6	12	5	4
Ħal Qormi	19	14	27	34	27
Ħaż-Żebbuġ	18	23	37	27	20
Ħaż-Żabbar	17	31	30	29	45
Is-Siġġiewi	7	16	21	5	16
Iż-Żejtun	12	24	21	14	21
Ir-Rabat, Għawdex	14	14	16	17	8
Ħ'Attard	11	20	21	18	22
Ħal Balzan	9	8	10	12	14
Birkirkara	38	53	53	47	64
Birżebbuġa	8	19	21	23	15
Ħad-Dingli	4	1	6	6	9
Il-Fgura	20	32	43	20	25
Il-Furjana	4	-	2	4	2
Il-Fontana	1	-	5	3	-
Il-Gudja	-	4	2	3	1
Il-Gżira	18	28	26	21	25
Għajnsielem and Comino	5	15	12	13	18
L-Għarb	4	6	4	6	6
Ħal Għargħur	1	6	10	6	12
L-Għasri	-	1	1	2	1
Ħal Għaxaq	6	12	10	9	14
Il-Ħamrun	10	32	19	14	27
L-Iklin	1	5	4	6	6
Il-Kalkara	-	7	5	7	6
Ta' Kerċem	5	5	5	12	3
Ħal Kirkop	-	2	5	3	3
Ħal Lija	2	7	5	3	5
Ħal Luqa	7	7	13	10	25
Il-Marsa	6	6	8	4	8
Marsaskala	29	48	31	35	38
Marsaxlokk	3	10	10	10	11
Il-Mellieħa	19	23	31	39	41
L-Imġarr	10	12	6	12	14
Il-Mosta	21	38	33	46	38
L-Imqabba	2	9	2	8	8
L-Imsida	23	24	34	35	35
Il-Munxar	7	8	9	4	2
In-Nadur	13	22	9	11	12
In-Naxxar	11	19	31	20	33
Raħal Ġdid	12	20	23	15	23
Pembroke	3	2	4	2	3

Tal-Pietà	16	19	27	28	27
Il-Qala	11	8	6	7	2
Il-Qrendi	3	12	11	10	3
Ir-Rabat	13	11	17	17	30
Hal Safi	3	5	3	6	6
San Ġiljan	17	19	35	26	32
San Ġwann	9	17	26	12	18
San Lawrenz	3	1	3	2	1
San Pawl Il-Baħar	61	57	96	90	101
Ta' Sannat	10	18	10	15	14
Santa Luċija	-	1	1	-	4
Santa Venera	5	21	17	19	16
Tas-Sliema	24	31	34	36	36
Is-Swieqi	9	20	20	14	11
Ta' Xbiex	2	1	4	3	3
Hal Tarxien	12	7	22	19	19
Ix-Xagħra	12	26	21	21	16
Ix-Xewkija	9	8	15	17	13
Ix-Xgħajra	-	2	4	5	-
Iż-Żebbuġ	15	7	13	10	17
Iż-Żurrieq	15	15	33	23	25
L-Imtarfa	1	3	3	2	3
Unclassified	-	-	-	-	-
Total	661	965	1,111	1,016	1,124

Note: A longer time series of these figures is available in the Selected Indicators found [here](#).

2022					
June	July	August	September	October	November
7	6	3	9	8	8
-	1	-	-	-	1
2	3	1	1	3	5
5	6	1	5	9	3
6	6	7	8	9	6
34	19	25	20	54	27
35	17	22	24	25	20
30	42	37	31	33	32
20	10	13	9	14	20
21	15	13	16	21	24
19	18	8	16	19	44
24	10	16	19	18	17
5	8	7	8	20	5
56	39	57	40	68	65
16	15	14	9	19	13
4	5	5	3	5	8
24	19	28	21	33	29
1	5	6	3	3	3
-	3	2	1	4	2
1	3	1	1	2	9
21	29	16	23	26	28
13	5	8	10	8	18
4	8	4	8	6	6
7	11	4	5	11	11
1	1	-	-	3	1
8	12	9	10	17	11
12	11	15	24	16	22
7	6	9	8	6	3
6	5	11	7	5	11
4	8	7	2	4	3
3	-	3	5	3	4
4	-	4	6	6	5
6	11	8	22	10	12
10	2	7	5	17	9
44	42	36	33	64	50
9	6	10	14	13	8
33	26	28	30	39	38
11	7	4	12	8	8
29	33	37	25	37	49
6	5	11	10	8	6
35	41	30	36	23	45
4	2	6	2	4	5
32	13	14	21	17	19
20	22	20	15	27	22
25	29	17	23	29	24
3	6	1	5	7	6

23	14	13	15	21	16
11	11	4	11	15	12
4	6	6	12	9	2
26	14	13	13	19	16
3	1	3	1	4	2
26	22	31	21	34	41
19	24	15	12	24	22
-	3	2	1	-	2
115	87	80	93	92	84
13	13	20	20	22	12
2	-	2	-	-	-
15	15	15	13	22	24
36	36	27	37	36	41
17	23	16	26	22	16
4	2	2	6	2	2
22	16	21	10	21	19
21	21	18	28	25	16
18	11	6	12	14	13
9	3	4	3	5	6
11	12	8	9	14	17
21	28	24	24	14	25
4	2	3	2	1	2
-	-	-	-	-	-

1,087	955	918	974	1,197	1,155
--------------	------------	------------	------------	--------------	--------------

December	January	February	March	April	May
5	10	7	6	4	8
-	-	-	-	-	-
6	3	4	1	5	7
5	3	3	7	8	4
10	10	5	1	10	5
31	24	31	29	28	46
15	19	26	26	21	18
48	46	39	43	35	35
5	14	12	21	17	12
14	24	20	20	24	28
15	17	11	18	11	22
14	18	18	17	17	12
8	7	9	14	11	25
35	55	50	60	51	50
15	6	17	21	19	18
6	5	8	5	4	8
30	27	29	26	18	31
-	3	4	1	2	3
2	3	5	3	8	1
5	7	8	8	3	5
28	14	20	35	21	37
14	14	11	12	11	6
6	4	5	6	5	7
9	7	8	10	9	8
1	1	1	2	5	2
9	5	15	16	11	10
27	21	28	20	14	23
3	7	4	13	10	9
11	6	6	5	11	8
4	2	4	8	7	7
1	-	2	1	3	6
3	2	-	3	4	6
14	9	15	20	22	18
8	6	8	11	4	14
28	26	35	46	39	49
7	17	8	22	16	21
35	24	16	27	38	41
14	4	10	13	6	15
45	41	45	48	46	41
6	8	4	5	6	2
48	27	29	33	35	30
3	5	5	8	8	6
7	12	18	17	9	17
17	24	24	20	15	29
14	15	18	23	18	27
1	4	6	8	4	3

22	18	8	16	10	14
5	12	9	9	6	16
10	7	8	8	4	12
24	14	17	15	21	29
-	3	2	3	4	10
20	22	36	54	29	43
25	14	20	25	21	19
1	1	3	1	2	-
81	79	89	84	108	124
4	14	13	23	15	18
3	-	1	1	3	1
25	17	25	19	26	22
29	25	34	44	35	54
20	21	21	19	23	25
13	6	4	3	8	7
24	15	17	14	13	32
14	8	12	14	20	22
5	7	13	13	5	12
6	6	8	3	5	2
6	7	12	7	6	24
31	14	29	32	22	30
1	3	1	1	1	1
-	-	-	-	-	-
1,001	919	1,033	1,167	1,060	1,297

2023						
June	July	August	September	October	November	December
9	5	3	7	8	13	10
-	-	-	-	-	-	-
7	4	2	1	9	10	2
6	3	-	6	2	3	1
12	9	1	7	5	8	12
47	36	31	33	35	46	31
29	18	19	16	27	16	22
44	28	41	37	37	43	29
29	18	23	15	9	12	5
13	22	10	20	32	27	19
17	21	7	7	12	13	25
14	9	22	12	14	17	18
13	10	5	6	17	14	14
56	50	41	53	53	71	51
10	22	15	18	16	22	14
6	11	7	7	7	4	2
23	28	17	34	34	35	20
1	2	-	3	8	1	1
3	5	-	4	-	1	2
8	4	6	3	10	3	3
35	29	22	21	28	28	31
13	13	11	10	15	11	18
5	2	6	6	6	5	6
5	8	6	11	6	7	7
2	1	2	2	-	1	5
8	8	7	11	11	14	12
44	31	18	22	28	20	19
3	7	6	1	4	5	2
5	2	6	7	6	6	13
2	2	-	5	3	10	2
5	4	-	4	3	8	5
11	6	7	2	24	6	6
23	8	9	17	10	15	10
3	6	3	7	6	5	3
29	41	42	42	41	51	39
23	14	9	7	14	24	12
28	29	32	25	29	39	30
13	8	9	3	10	5	12
43	36	35	41	57	47	38
5	6	6	2	3	6	1
35	58	53	58	52	37	32
6	3	2	6	8	6	9
13	13	7	8	14	17	16
21	26	28	20	30	33	21
29	20	14	9	25	30	22
8	8	10	4	4	3	2

24	3	7	11	16	17	7
11	9	6	6	11	12	17
3	7	8	3	5	5	5
19	21	11	26	19	22	25
10	8	5	2	5	7	2
25	33	29	34	33	36	28
22	18	14	21	23	25	25
3	-	-	-	1	1	2
83	88	99	101	102	112	97
9	11	19	10	27	13	14
1	1	2	2	1	-	-
27	17	11	15	22	17	11
36	54	32	31	42	42	41
23	27	15	13	15	19	15
3	2	2	4	1	1	2
20	24	37	34	28	33	26
12	19	19	22	27	12	22
7	10	19	8	24	15	15
6	5	1	2	4	3	2
8	12	9	19	21	19	25
21	21	22	20	19	19	16
-	-	1	1	4	1	-
-	-	-	-	-	-	-
1,137	1,084	968	1,025	1,222	1,229	1,051

2024

January	February	March	April	May	June	July
7	10	6	16	9	4	16
1	-	1	-	-	-	-
3	4	-	5	1	5	2
2	7	1	7	4	3	9
7	8	9	5	7	9	12
32	36	34	35	37	27	33
22	20	23	16	12	20	21
40	41	44	47	30	23	39
7	17	14	19	20	25	18
22	32	29	34	30	24	23
32	10	10	39	14	8	17
16	15	22	17	16	13	23
13	13	12	15	9	9	7
67	59	67	61	79	66	62
9	17	11	23	20	27	12
16	11	10	6	16	9	9
29	55	30	29	34	28	26
5	2	5	9	3	2	-
-	1	3	3	2	1	2
3	-	2	6	7	5	4
18	33	27	23	18	27	22
20	18	10	8	19	16	7
9	5	2	9	3	4	5
10	9	12	2	7	5	11
1	1	1	1	-	4	1
11	13	9	12	10	17	9
27	23	32	20	31	21	16
7	5	8	2	6	3	9
12	4	1	6	9	9	10
7	6	8	5	2	1	5
5	2	3	4	4	4	-
2	2	-	9	11	9	3
11	16	19	5	8	18	9
8	13	13	11	8	8	10
32	41	54	42	64	41	48
22	13	8	9	22	13	13
18	41	19	20	39	29	19
9	6	5	15	11	11	14
56	50	53	60	71	46	46
6	2	36	17	12	5	5
25	33	31	33	33	30	24
9	6	3	5	4	10	5
19	7	13	14	12	8	11
26	38	25	19	32	22	23
29	34	20	37	40	18	26
6	2	3	4	6	7	6

8	13	14	15	13	11	17
10	6	7	7	14	9	5
12	4	16	4	2	6	7
16	23	21	24	15	18	18
2	4	7	6	12	5	3
27	25	26	28	30	29	21
36	18	16	19	26	17	11
3	4	1	2	1	1	-
109	93	109	96	110	104	114
16	8	11	11	8	16	17
1	1	2	-	-	-	2
18	20	25	20	22	19	31
28	46	53	26	45	59	42
17	20	18	17	21	20	22
4	4	2	4	3	3	6
21	30	29	31	26	13	8
38	15	18	8	10	8	13
12	6	9	11	10	5	10
8	3	7	5	6	10	4
10	14	12	9	12	13	8
21	25	24	27	33	19	9
3	3	-	3	5	1	3
-	-	-	-	-	-	-

1,158	1,166	1,175	1,157	1,256	1,080	1,063
--------------	--------------	--------------	--------------	--------------	--------------	--------------

Methodological Notes

1. This news release presents data on property transactions based on final deeds of sale and promise of sale agreements ('konvenji') registered with the tax authority. The qualifier 'period of registration' common to the tables refers to such registration. Basing the data on the period when the final deed of sale or promise of sale agreement is registered with the tax authority, rather than when it is signed, is considered to produce more timely information.
2. The scope of this release follows the classification of the administrative data source, and includes only those transactions classified as 'residential' by the source. The data presented covers the following property types: airspace, boathouse, bungalow, farmhouse, flat/apartment, garage, garden, house, maisonette, penthouse, plot of land, semi-detached villa, terraced house, 'terran', urban tenement, and villa.
3. Excluded are transactions classified as 'commercial', comprising of business premises and warehouse/storeroom, and those classified as 'other', a category that incorporates car space, field, grave and redemption of ground rent, amongst others.
4. Therefore, deeds/agreements relating to land for residential purposes ('plot of land') are included, while those pertaining to land for non-residential purposes ('field') are not.
5. Only deeds/agreements relating to the sale of property, which also includes sale by auction ('subasta') and sale after assignment of rights, are considered. Therefore, donations and exchanges, amongst others, are not included.
6. In this news release, a promise of sale agreement is accounted for only once, and included at the time of registration with the tax authority. Therefore, if a promise of sale is extended to a later date, that record is excluded from the statistics presented in this news release.
7. In the light of notes 2, 3, 4, 5 and 6, this release must be viewed as a sub-set of all the property transactions and activities registered with the tax authority that take place during a given period.
8. In some cases, more than one property is listed under the same final deed of sale or promise of sale agreement. Table 1 to Table 8 (excluding Table 5) of this news release report the number of registered final deeds of sale and promise of sale agreements, and not the number of properties falling under these deeds/agreements. The number of properties falling under the registered final deeds of sale is presented in Table 5. This table cannot be replicated for the promise of sale agreements due to non-availability of data.
9. The residential property transactions considered are not limited to individuals (households), but may also involve other economic agents. Besides individuals, the administrative data source distinguishes between companies, authorities and bodies of persons.
10. The districts and clusters incorporating localities in Tables 3, 4, 7 and 8 correspond to the location of the property which has been or shall be purchased, not to the place of residence of the buyer or seller.
11. To achieve consistency, the methodological concepts used are aligned to the extent possible with the House Price Index concepts.
12. Users are reminded of several factors which might inhibit comparability between data on final deeds of sale and promise of sale agreements. These differences include: a) the time lag between promise of sale agreements and final deeds of sale; b) certain property being sold without a promise of sale agreement; and c) some promise of sale agreements falling through before the final contract is signed.
13. Data is provisional and subject to revisions, which may arise following updates in the source data.
14. More information relating to this news release may be accessed at [Classification of Localities by Cluster](#).
15. A detailed news release calendar is available [online](#).
16. References to this news release are to be cited appropriately. For guidance on access and re-use of data please visit our [dedicated webpage](#).
17. For further assistance send your request through our [online request form](#).