

## AGRICULTURE STATISTICS

### Apiculture Census

The National Statistics Office has just concluded a comprehensive census on Apiculture, the first of its kind. The census was undertaken during the first two months of 2004 with a reference date, 1st September 2003. The reference period for production and other activities refer to the period, 1st September 2002 to 31st August 2003. All tables refer to holder's residence with the exception of Table 4, which refers to locality of colonies and nuclei.

On the 1st September 2003, there were 168 holdings engaged in the apicultural activity. While a total of 111 holdings are found in the region of Malta, the remaining 57 holdings are found in the region of Gozo. Of all the holdings engaged in apiculture, 99 holdings have been active for more than 10 years and 59 holdings have been engaged in apiculture for less than 10 years. The remaining 10 holdings use their honey bee colonies for pollination purposes rather than for the production of honey.

Out of a total of 1,938 declared hives recorded, 1,336 were colonies and the other 602 beehives were nuclei. The 1,336 colonies were divided between 1,320 honey producing ones and 16 colonies were used for pollination purposes. The Northern District and Gozo and Comino are the two most important districts with respect to honey production. Together, the Northern District and Gozo and Comino account for 70.7 per cent of all colonies and for 73.3 per cent of all nuclei. The Northern District alone accounts for 39.3 per cent of all colonies and 44.9 per cent of all nuclei while Gozo and Comino accounts for 31.4 per cent and 28.4 per cent of all colonies and nuclei respectively.

The 98 beekeepers that have been in apiculture for more than 10 years have 1,516 colonies or 77.4 per cent of all beehive activities. Of the number of colonies, these beekeepers have 1,068 or 79.9 per cent of all colonies. During the period covered by the census, a total of 13.9 tonnes of honey was produced, of which, 3.9 tonnes was produced in Gozo and Comino.

The size structure of beehives by holdings gives a clear indication of the activities in apiculture. There are only 6 holdings that have more than 50 beehives each. These holdings have a total of 362 (18.5%) colonies and produce 3.7 tonnes of honey or 26.8 per cent of all honey produced. On the other hand, 87 holdings (52.1%) of all holdings have less than 5 beehives, and produced only 2.0 tonnes of honey between them. The total amount of beehives found in this category amounted to 182 colonies (9.3 %) of all colonies.

A total of 191 persons were found to be active in the Apicultural industry. A total of 129 persons or 67.5 per cent are from the Island of Malta, whilst the remaining 62 persons are from the Island of Gozo. A total of 175 male workers (91.6 %) work in the apiculture industry and the remaining 16 (8.4 %) are female workers. The age structure of persons engaged in apiculture shows that the majority of the persons, both males and females, are within the 45 and 54 years age bracket. A total of 35.6 per cent of all males and 43.8 per cent of all females lie within this category.

Chart 1. Percentage distribution of holdings engaged in apiculture by region

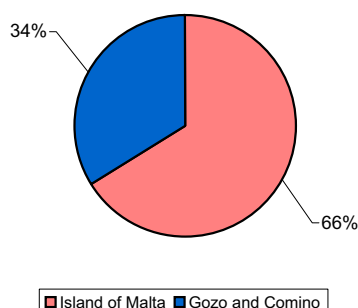
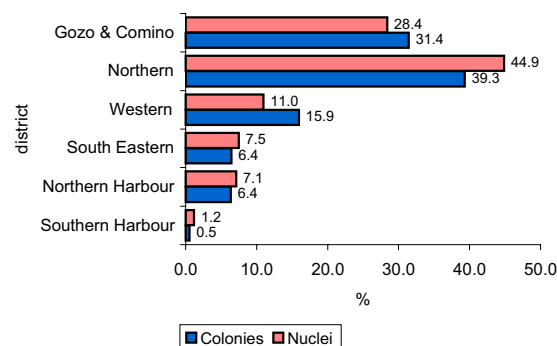


Chart 2. Percentage distribution of bee colonies by type and district



The monthly calendar of NSO News Releases may be consulted on the Office's website at [www.nso.gov.mt](http://www.nso.gov.mt)

**National Statistics Office**  
**Library & Information Unit**  
Lascaris, Valletta CMR 02, Malta  
Tel: (+356) 21239225/25997219  
Fax: (+356) 21249841  
e-mail: [nso@gov.mt](mailto:nso@gov.mt)  
<http://www.nso.gov.mt>

Table 1. Distribution of holdings, colonies, and production of honey by size class of colonies and region

Region	Total	size class (colonies)				
		<5	5-10	11-20	21-50	>50
<b>Republic of Malta</b>						
Number of holdings	168	88	34	26	14	6
Number of colonies	1,336	184	223	257	310	362
Production of honey (Kg)	13,941	2,033	2,120	2,930	3,128	3,730
<b>Island of Malta</b>						
Number of holdings	111	61	18	19	8	5
Number of colonies	986	116	166	155	187	362
Production of honey (Kg)	10,061	1,176	1,497	1,880	1,778	3,730
<b>Gozo and Comino</b>						
Number of holdings	57	27	16	7	6	1
Number of colonies	350	68	57	102	123	-
Production of honey (Kg)	3,880	857	623	1,050	1,350	-

Chart 3. Distribution of apiculture holdings by size class of colonies and by region

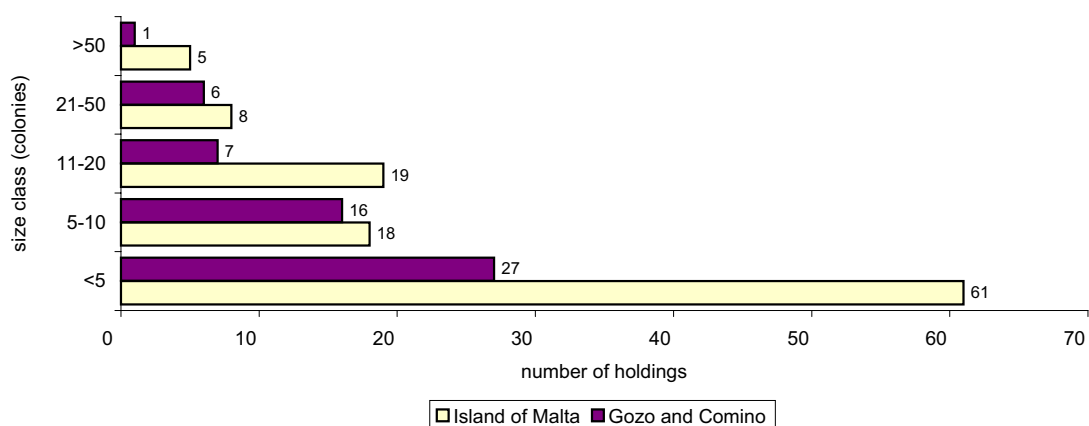


Chart 4. Percentage distribution of honey by size class of colonies

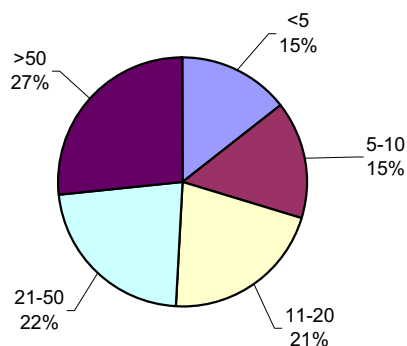
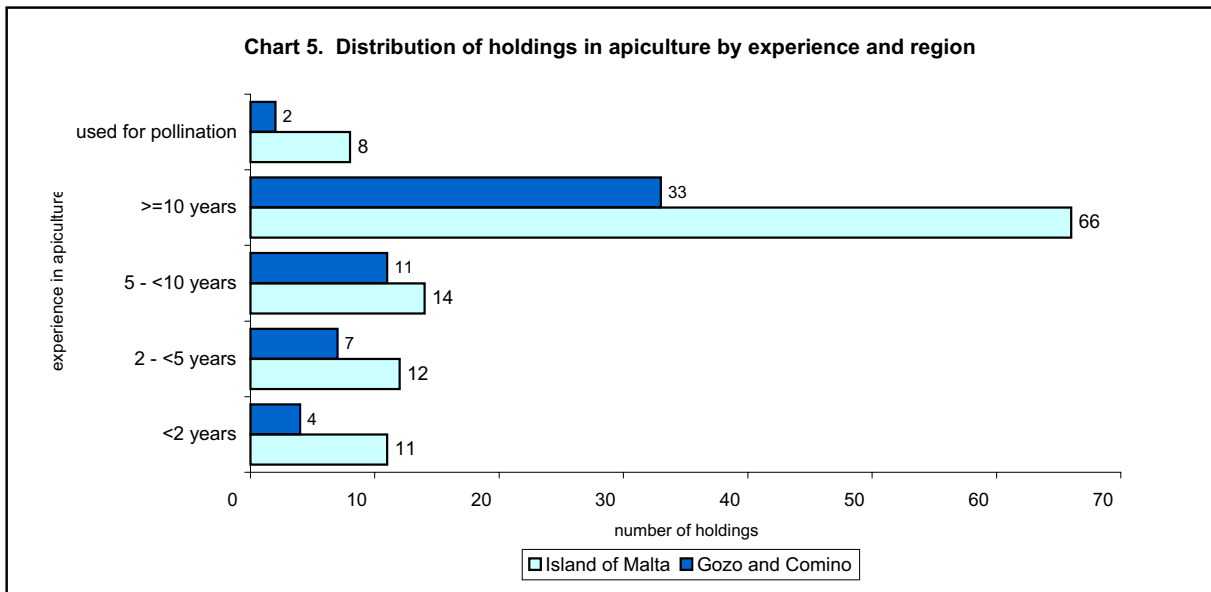


Table 2. Experience in apiculture

Region	Total	<2 years	2 - <5 years	5 - <10 years	>=10 years	used for pollination
<b>Republic of Malta</b>						
<i>Holdings</i>	168	15	19	25	99	10
<i>Colonies</i>	1,336	16	74	162	1,068	16
<i>Nuclei</i>	602	35	29	57	448	33
<b>Island of Malta</b>						
<i>Holdings</i>	111	11	12	14	66	8
<i>Colonies</i>	986	14	33	116	811	12
<i>Nuclei</i>	461	30	12	39	353	27
<b>Gozo and Comino</b>						
<i>Holdings</i>	57	4	7	11	33	2
<i>Colonies</i>	350	2	41	46	257	4
<i>Nuclei</i>	141	5	17	18	95	6



**Table 3. Distribution of persons engaged in apiculture by region, sex and age group**

Region	Total	age group				
		<35	35 - 44	45 - 54	55 - 64	>64
<b>Republic of Malta</b>	<b>191</b>	<b>18</b>	<b>34</b>	<b>69</b>	<b>30</b>	<b>40</b>
<b>Males</b>	<b>175</b>	<b>16</b>	<b>33</b>	<b>62</b>	<b>27</b>	<b>37</b>
<b>Females</b>	<b>16</b>	<b>2</b>	<b>1</b>	<b>7</b>	<b>3</b>	<b>3</b>
<b>Island of Malta</b>	<b>129</b>	<b>16</b>	<b>19</b>	<b>44</b>	<b>21</b>	<b>29</b>
Males	117	14	18	40	19	26
Females	12	2	1	4	2	3
<b>Gozo &amp; Comino</b>	<b>62</b>	<b>2</b>	<b>15</b>	<b>25</b>	<b>9</b>	<b>11</b>
Males	58	2	15	22	8	11
Females	4	-	-	3	1	-

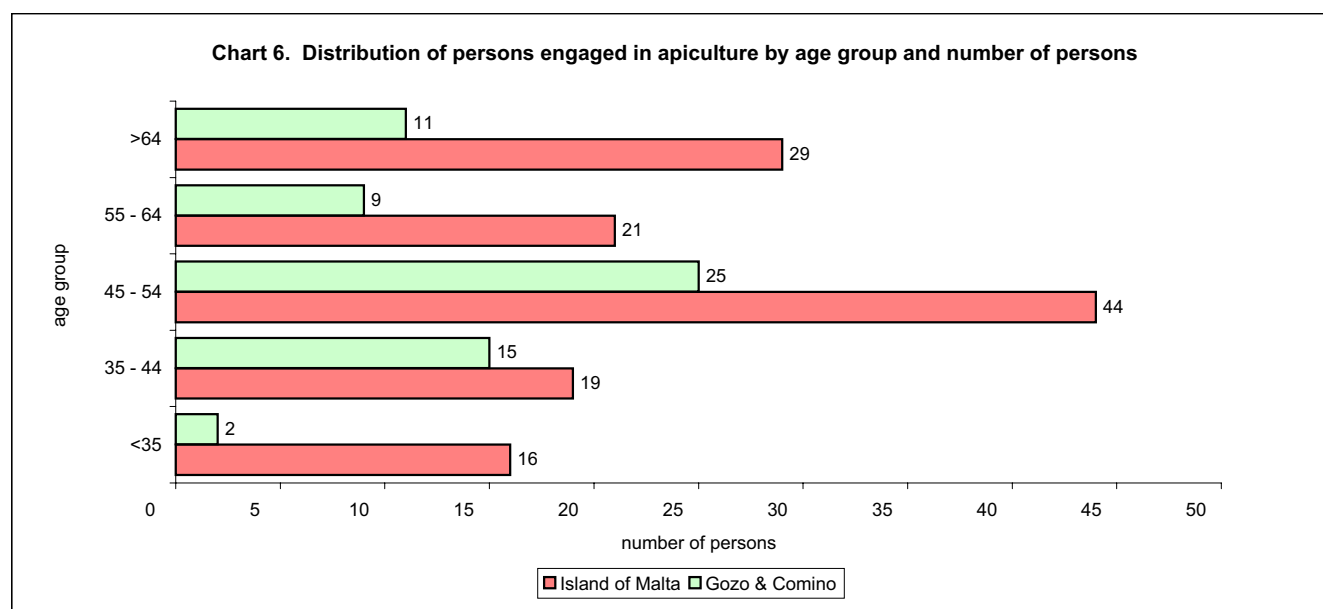


Table 4. Stocks and deaths of colonies by locality

District / Locality	Colonies	Nuclei	Deaths
	1 September 2003		1 Sept 2002 - 31 Aug 2003
<b>Republic of Malta</b>	<b>1,336</b>	<b>602</b>	<b>500</b>
<b>Island of Malta</b>	<b>916</b>	<b>431</b>	<b>327</b>
<b>Southern Harbour District</b>	<b>7</b>	<b>7</b>	<b>3</b>
Zabbar	7	-	3
Marsa	-	7	-
<b>Northern Harbour District</b>	<b>85</b>	<b>43</b>	<b>39</b>
Qormi	70	30	30
Pieta	5	-	1
San Giljan	2	-	-
San Gwann	4	11	7
Santa Venera	3	-	-
Sliema	1	2	1
<b>South Eastern District</b>	<b>86</b>	<b>45</b>	<b>44</b>
Zejtun	3	-	2
Birzebbuga	10	10	2
Gudja	6	2	1
Ghaxaq	-	1	2
Kirkop	-	16	25
Mqabba	1	3	-
Safi	54	9	8
Zurrieq	12	4	4
<b>Western District</b>	<b>213</b>	<b>66</b>	<b>66</b>
Mdina	10	2	6
Zebbug	37	14	7
Siggiewi	58	8	7
Attard	1	1	-
Dingli	58	15	3
Lija	2	1	1
Rabat	46	23	42
Mtarfa	1	2	-
<b>Northern District</b>	<b>525</b>	<b>270</b>	<b>175</b>
Gharghur	63	39	23
Mellieha	202	79	65
Mgarr	153	52	27
Mosta	19	1	-
Naxxar	26	11	8
San Pawl il-Bahar	62	88	52
<b>Gozo &amp; Comino</b>	<b>420</b>	<b>171</b>	<b>173</b>
<b>Gozo &amp; Comino</b>	<b>420</b>	<b>171</b>	<b>173</b>
Rabat	21	10	6
Ghajnsielem	106	46	37
Gharb	19	9	4
Ghasri	30	-	4
Kercem	15	9	11
Nadur	158	58	62
Qala	9	11	11
Xaghra	16	8	22
Xewkija	12	5	2
Zebbug	27	10	11
Sannat	7	5	3