

News Release



Date: 1 June 2005
No. : 116/2005
Time of release: 11.00 hrs

Theme:
Agriculture and Fisheries

Compiled by:
Agriculture & Fisheries Unit
e-mail: agric.nso@gov.mt
Tel: 25997529



27 November 2005

The monthly calendar of NSO News Releases may be consulted on the Office's website at www.nso.gov.mt

Agriculture

Livestock Slaughtering - March Quarter 2005

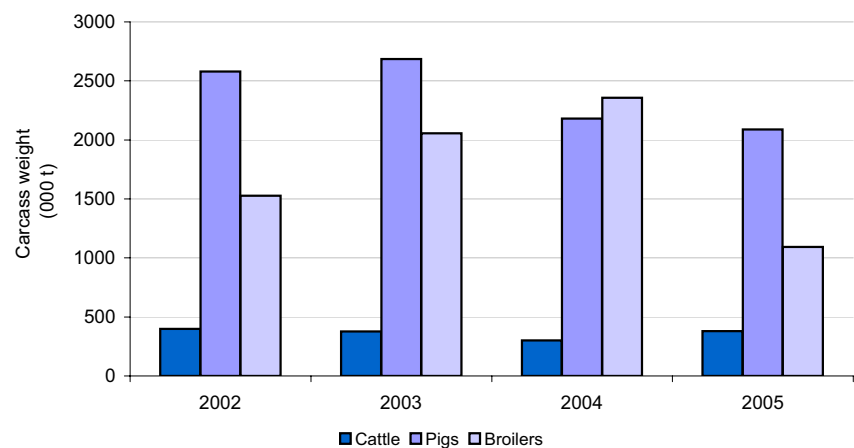
During the first quarter of 2005, the total meat production amounted to 3,561 tonnes, a drop of 1,277 tonnes (-26.4 per cent), when compared to the same period last year. Whereas beef production increased by 25.8 per cent, pig meat and broiler meat production dropped by 4.2 per cent and 53.6 per cent respectively.

While, the number of pig slaughtering dropped by 1,881 heads (-7.0 per cent) from 26,812 heads in March quarter 2004 to 24,931 heads in the same period this year, the number of broilers slaughtered dropped by 48.6 per cent, from 1.4 million heads to 0.7 million heads during the period in question. The total producer value dropped by Lm0.6 million (-20.1 per cent), from Lm3.1 million in the first quarter of 2004 to Lm2.5 million this year. Subsidies received by the breeders are not included in the producer value.

During the period under review, the total producer value of bovine slaughtering increased by Lm87,513 (+26.8 per cent) from Lm326,515 in the first quarter of 2004 to Lm414,028 in March quarter this year. On the other hand, the swine industry registered a decline of 4.2 per cent in the producer value, down from Lm1,464,932 in March quarter 2004 to Lm1,403,660 in the first quarter this year. There was a sharp drop of 48.9 per cent in the broiler industry, as this plummeted by Lm654,325, from Lm1,338,882 in March quarter 2004 to Lm684,557 in the first quarter of 2005.

During the period covered by this report, there was only slight activity in pig and cattle slaughtering at the Gozo abattoir as this is being refurbished, hence, regional data is irrelevant ■

**Chart 1. Slaughterings of the most important animals in Malta
Jan-Mar 2002 to Jan-Mar 2005**



National Statistics Office
Library & Information Unit
Lascaris, Valletta CMR 02, Malta
Tel: (+356) 25997219
Fax: (+356) 25997205
e-mail: nso@gov.mt
<http://www.nso.gov.mt>

Kindly indicate source when quoting from this release

Table 1. Slaughterings of cattle, pigs, and poultry at slaughterhouses in Malta

Description	2004			2005											
	January/March			January			February			March			January/March		
	Number of heads	Carcass weight	Producer value	Number of heads	Carcass weight	Producer value	Number of heads	Carcass weight	Producer value	Number of heads	Carcass weight	Producer value	Number of heads	Carcass weight	Producer value
Cattle	1,128	301,207	326,515	542	145,517	158,750	466	121,307	133,166	430	112,136	122,112	1,438	378,960	414,028
Pigs	26,812	2,179,959	1,464,932	7,973	675,843	454,166	7,847	649,615	436,542	9,111	763,321	512,952	24,931	2,088,779	1,403,660
Broilers	1,370,108	2,356,324	1,338,882	261,699	416,515	260,988	237,822	375,217	231,111	205,633	301,478	192,458	705,154	1,093,210	684,557
Total	-	4,837,490	3,130,329	-	1,237,556	873,690	-	1,146,139	800,819	-	1,176,935	827,522	-	3,560,949	2,502,245

Table 2. Slaughterings of cattle, pigs, and poultry at slaughterhouses in Malta

Description	2004			2005											
	January/March			January			February			March			January/March		
	Number of heads	Carcass weight	Producer value	Number of heads	Carcass weight	Producer value	Number of heads	Carcass weight	Producer value	Number of heads	Carcass weight	Producer value	Number of heads	Carcass weight	Producer value
Cattle	1,016	273,895	296,289	540	145,169	158,277	464	120,844	132,653	429	112,026	122,027	1,433	378,039	412,957
Pigs	25,291	2,054,760	1,380,799	7,970	675,524	453,952	7,844	649,251	436,297	9,109	763,110	512,810	24,923	2,087,885	1,403,059
Broilers	1,029,067	1,855,238	1,001,513												
Total	-	4,183,893	2,678,600	-			-			-			-		

Table 3. Slaughterings of cattle, pigs, and poultry at slaughterhouses in Gozo

Description	2004			2005											
	January/March			January			February			March			January/March		
	Number of heads	Carcass weight	Producer value	Number of heads	Carcass weight	Producer value	Number of heads	Carcass weight	Producer value	Number of heads	Carcass weight	Producer value	Number of heads	Carcass weight	Producer value
Cattle	112	27,312	30,226	2	348	473	2	463	513	1	110	85	5	921	1,071
Pigs	1,521	125,199	84,134	3	319	214	3	364	245	2	211	142	8	894	601
Broilers	341,041	501,086	337,369												
Total	-	653,597	451,729	-			-			-			-		

Table 4. Slaughterings of cattle, pigs, and poultry at slaughterhouses in Malta

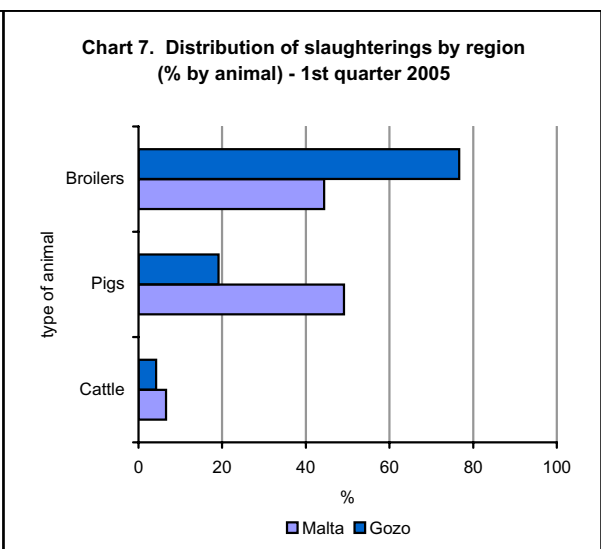
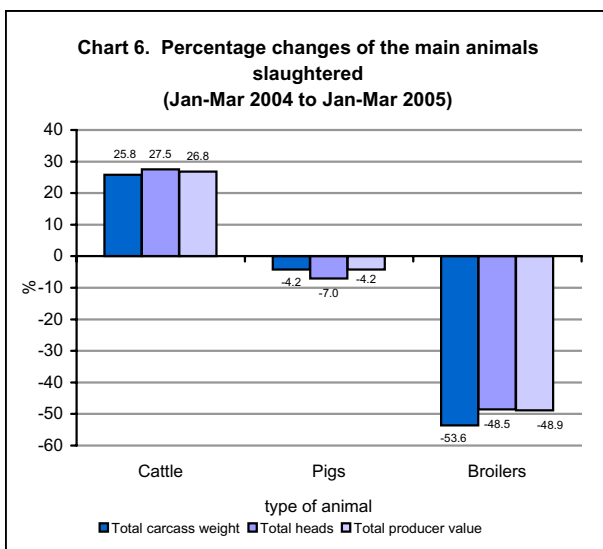
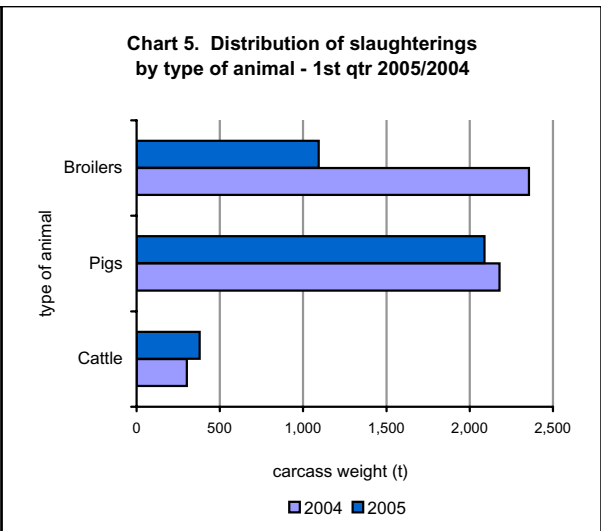
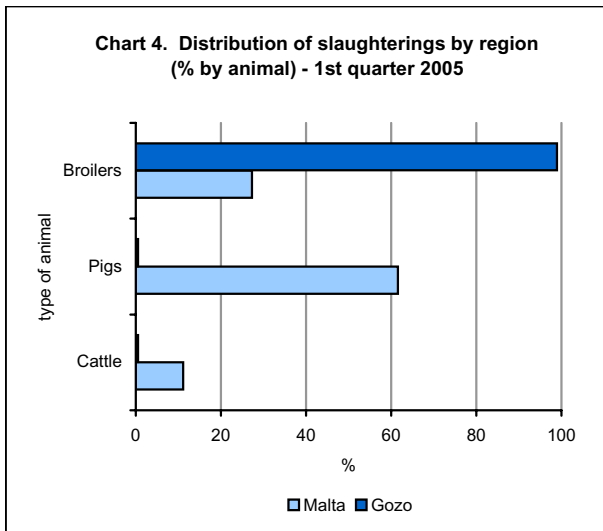
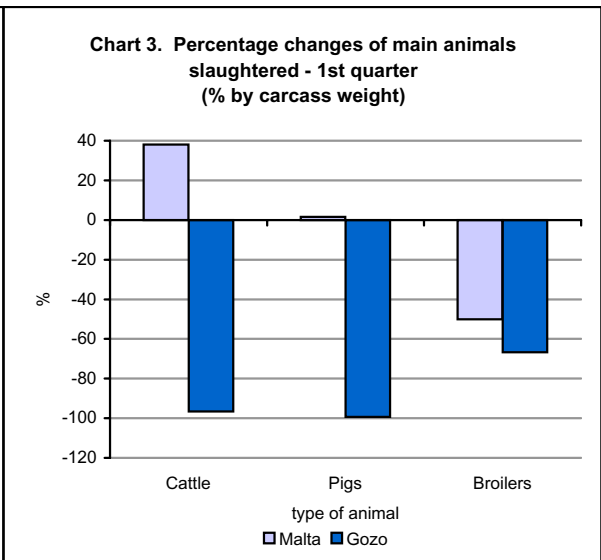
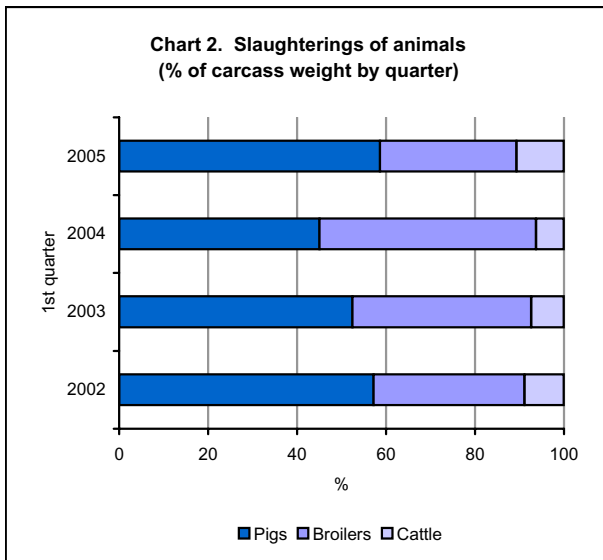
Description	1st Quarter - 2002			1st Quarter - 2003			1st Quarter - 2004			1st Quarter - 2005		
	Number of heads	Carcass weight	Producer value	Number of heads	Carcass weight	Producer value	Number of heads	Carcass weight	Producer value	Number of heads	Carcass weight	Producer value
Cattle	1,455	400,063	472,674	1,373	376,902	378,696	1,128	301,207	326,515	1,438	378,960	414,028
Pigs	31,160	2,579,368	2,120,240	32,591	2,686,280	1,805,180	26,812	2,179,959	1,464,932	24,931	2,088,779	1,403,660
Broilers	1,052,854	1,527,998	1,039,609	1,222,774	2,055,670	1,253,594	1,370,108	2,356,324	1,338,882	705,154	1,093,210	684,557
Total	-	4,507,429	3,632,523	-	5,118,852	3,437,470	-	4,837,490	3,130,329	-	3,560,949	2,502,245

Table 5. Slaughterings of cattle, pigs, and poultry at slaughterhouses in Malta

Description	1st Quarter - 2002			1st Quarter - 2003			1st Quarter - 2004			1st Quarter - 2005		
	Number of heads	Carcass weight	Producer value	Number of heads	Carcass weight	Producer value	Number of heads	Carcass weight	Producer value	Number of heads	Carcass weight	Producer value
Cattle	1,388	384,251	453,662	1,264	350,966	352,693	1,016	273,895	296,289	1,433	378,039	412,957
Pigs	29,771	2,462,615	2,024,270	31,014	2,555,585	1,717,353	25,291	2,054,760	1,380,799	24,923	2,087,885	1,403,059
Broilers	784,756	1,171,353	786,237	991,274	1,756,429	1,014,200	1,029,067	1,855,238	1,001,513			
Total	-	4,018,219	3,264,168	-	4,662,980	3,084,246	-	4,183,893	2,678,600	-		

Table 6. Slaughterings of cattle, pigs, and poultry at slaughterhouses in Gozo

Description	1st Quarter - 2002			1st Quarter - 2003			1st Quarter - 2004			1st Quarter - 2005		
	Number of heads	Carcass weight	Producer value	Number of heads	Carcass weight	Producer value	Number of heads	Carcass weight	Producer value	Number of heads	Carcass weight	Producer value
Cattle	67	15,812	19,012	109	25,936	26,003	112	27,312	30,226	5	921	1,071
Pigs	1,389	116,753	95,971	1,577	130,695	87,827	1,521	125,199	84,134	8	894	601
Broilers	268,098	356,645	253,372	231,500	299,241	239,394	341,041	501,086	337,369			
Total	-	489,210	368,355	-	455,872	353,224	-	653,597	451,729	-		



Methodological Notes

1. The compilation of animal slaughtering statistics is an important tool to monitor trends and developments within the animal husbandary sector of Maltese agriculture. The data on the slaughtering of livestock is compiled on a regional level. Monthly data for cattle and pig slaughtering is provided to the NSO by the Veterinary Services of the Ministry of Agriculture. Broilers slaughterings are provided by the private slaughter houses directly to the NSO, on a monthly basis. Data is not concluded until all returns are collected from all active slaughterhouses. No sampling is used in the process.
2. Slaughter houses provide data on number of heads slaughtered, the total carcass weight of the animals slaughtered and the monthly average carcass price per kilogram.
3. Broilers slaughtering in Gozo are not being published in this release in order to respect confidentiality.
4. The monthly average prices and carcass weight are used in the compilation of monthly output price and volume indices.
5. The data are compiled on a monthly basis but disseminated on a quarterly basis with reference to the three months that would have elapsed.
6. The producer value of meat production is the price obtained by the producer excluding any subsidies on the product.
7. The data in this release are final and are not, normally, subject to revision.
8. The data are published by the NSO and can be obtained directly from the NSO website <http://www.nso.gov.mt>