

News Release

e-stats service



Date: 14 June 2005
No. : 128/2005
Time of release: 11.00 hrs

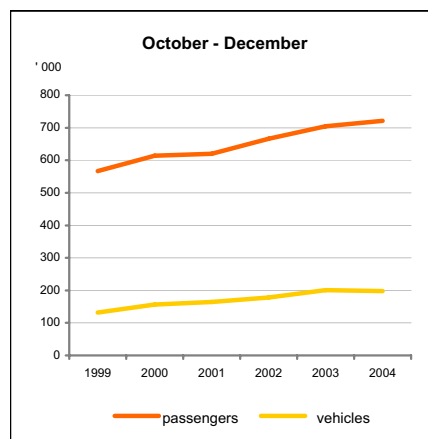
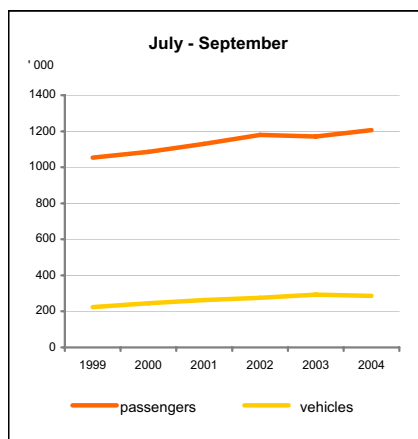
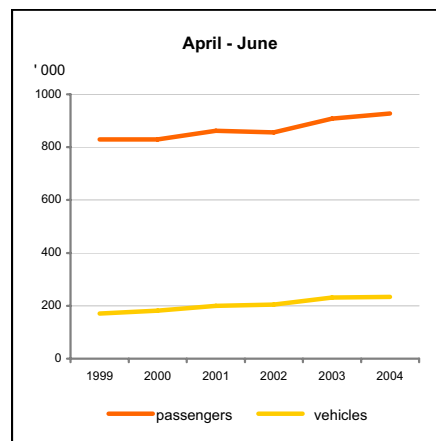
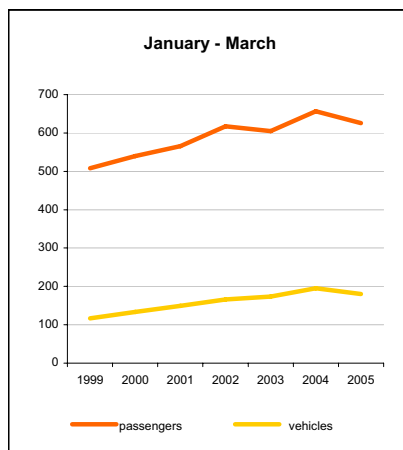
Transport

Sea transport between Malta and Gozo: January - March 2005

During the first quarter of 2005, 625,998 passengers used the Malta-Gozo ferries to cross from one island to the other; a decrease of 30,448 passengers or 4.6 per cent over the same period the year before. The total number of passenger vehicles carried by the ferries decreased by 15,195 to 180,357 a decrease of 7.8 per cent over the corresponding period in 2004. In the quarter under review, 4,238 trips were made between Malta and Gozo; a drop of 232 or 5.2 per cent over the same period the year before. The M.V. Malita carried 271,895 passengers or 43.4 per cent of the total passengers in this period. The other two main Gozo Channel ferries M.V. Gaudos and M.V. Ta' Pinu carried 211,238 and 142,865 passengers respectively ■

Theme: Transport

Quarterly total vehicles and passengers 1999 - 2005



Compiled by:
Transport Statistics Unit
e-mail: library.nso@gov.mt
Tel: 25997659



27 November 2005

The monthly calendar of NSO News Releases may be consulted on the Office's website at www.nso.gov.mt

National Statistics Office
Library & Information Unit
Lascaris, Valletta CMR 02, Malta
Tel: (+356) 25997219
Fax: (+356) 25997205
e-mail: nso@gov.mt
<http://www.nso.gov.mt>

Table 1. Sea Transport between Malta and Gozo

Year	Trips	Passenger vehicles	Cargo vehicles	Total vehicles	Total passengers
2000					
January-March	4,578	133,145	4,825	137,970	540,198
April-June	5,547	181,487	5,251	186,738	828,949
July-September	6,806	245,398	5,916	251,314	1,084,970
October-December	4,999	156,591	5,169	161,760	614,399
Total	21,930	716,621	21,161	737,782	3,068,516
2001					
January-March	4,506	149,505	4,985	154,490	565,939
April-June	5,441	199,400	5,405	204,805	862,555
July-September	6,795	262,588	5,783	268,371	1,129,517
October-December	5,014	163,899	5,155	169,054	620,102
Total	21,756	775,392	21,328	796,720	3,178,113
2002					
January-March	4,602	166,425	4,676	171,101	616,707
April-June	4,656	204,757	5,170	209,927	856,287
July-September	5,670	274,718	5,904	280,622	1,180,524
October-December	4,423	178,195	5,068	183,263	666,222
Total	19,351	824,095	20,818	844,913	3,319,740
2003					
January-March	4,298	173,242	n/a	n/a	605,036
April-June	4,769	231,201	n/a	n/a	908,402
July-September	5,623	293,599	n/a	n/a	1,169,993
October-December	4,166	201,179	n/a	n/a	704,671
Total	18,856	899,221	n/a	n/a	3,388,102
2004					
January-March	4,470	195,552	n/a	n/a	656,446
April-June	4,504	234,135	n/a	n/a	927,583
July-September	5,588	286,461	n/a	n/a	1,207,099
October-December	4,264	197,976	n/a	n/a	721,272
Total	18,826	914,124	n/a	n/a	3,512,400
2005					
January-March	4,238	180,357	n/a	n/a	625,998

Source: Gozo Channel

Table 2. Sea Transport between Malta and Gozo

	Jan. - Mar. 2003	Jan. - Mar. 2004	Absolute Change	% Change	Jan. - Mar. 2004	Jan. - Mar. 2005	Absolute Change	% Change
Trips	4,298	4,470	172	4.00	4,470	4,238	-232	-5.19
Passenger vehicles	173,242	195,552	22,310	12.88	195,552	180,357	-15,195	-7.77
Total passengers	605,036	656,446	51,410	8.50	656,446	625,998	-30,448	-4.64

Methodological Notes

1. The data in this release are compiled from administrative information provided by the Gozo Channel Co. Ltd.
2. The data are full and are not normally subject to revision.