

News Release



Date: 23 August 2005
No. : 179/2005
Time of release: 11.00 hrs

Theme:
Agriculture and Fisheries

Compiled by:
Agriculture & Fisheries Unit
e-mail: agric.nso@gov.mt
Tel: 25997529

The monthly calendar of NSO News Releases may be consulted on the Office's website at www.nso.gov.mt

Agriculture

Livestock Slaughtering - June Quarter 2005

During the second quarter of 2005, the total meat production amounted to 3,621 tonnes, a drop of 284 tonnes (-7.3 per cent), when compared to the same period last year. Whereas beef and pig meat production increased by 13.5 per cent and 0.6 per cent respectively, broiler meat production dropped by 22.5 per cent.

While drops in pig and broiler slaughterings were recorded, there was an increase in the volume of cattle slaughtered. The number of pig slaughterings dropped by 919 heads (-3.5 per cent) from 25,941 heads in June quarter 2004 to 25,022 heads in the same period this year. The number of broiler slaughterings dropped by 24.9 per cent, from 0.9 million heads to 0.7 million heads during the period in question. On the other hand, number of cattle slaughterings increased by 165 heads (+14.4 per cent) from 1,149 heads last year to 1,314 heads in June quarter this year.

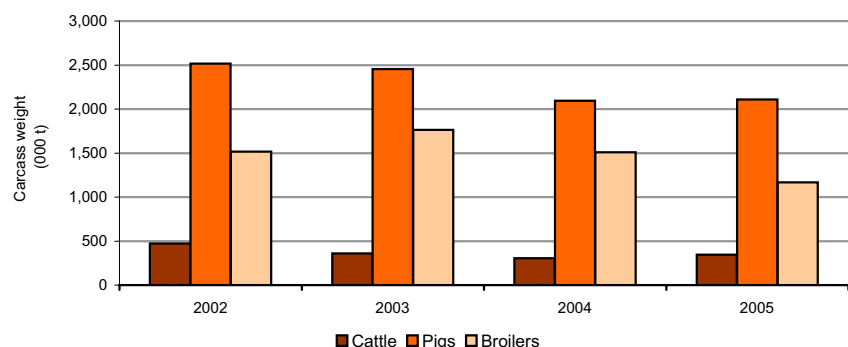
The total producer value dropped from Lm2.6 million in the second quarter of 2004 to Lm2.5 million in the same period this year, a drop of Lm0.1 million (-3.9 per cent). Subsidies received by the breeders are not included in the producer value.

The total producer value of slaughtered bovine increased by Lm67,007 (+20.0 per cent) from Lm335,274 in the second quarter of 2004 to Lm402,281 in June quarter this year. A slight decline of 0.2 per cent in the producer value of the swine industry was registered, as this dropped from Lm1,419,508 in June quarter 2004 to Lm1,416,431 in the second quarter this year. Also, there was a drop of Lm173,949 (-19.4 per cent) in the broiler industry as this dropped from Lm895,399 in June quarter 2004 to Lm721,450 in the second quarter of 2005.

Comparing the first six months of 2005 to the same period last year, cattle slaughterings increased by 20.9 per cent, pig slaughterings declined by 5.3 per cent and broiler slaughterings dropped by 39.1 per cent. While the total carcass weight dropped by 1,561 tonnes (-17.9 per cent), from 8,744 tonnes to 7,183 tonnes, the producer value declined by Lm738,105 (-12.7 per cent), from Lm5,780,510 to Lm5,042,405.

During the period covered by this report, there was marginal activity in pig and cattle slaughtering at the Gozo abattoir as this is being refurbished, hence, regional data is irrelevant ■

**Chart 1. Slaughterings of the most important animals in Malta
Apr-Jun 2002 to Apr-Jun 2005**



National Statistics Office
Library & Information Unit
Lascaris, Valletta CMR 02, Malta
Tel: (+356) 25997219
Fax: (+356) 25997205
e-mail: nso@gov.mt
<http://www.nso.gov.mt>

Table 1. Slaughterings of cattle, pigs, and poultry at slaughterhouses in Malta

Description	2004			2005											
	January/June			April			May			June			January/June		
	Number of heads	Carcass weight	Producer value	Number of heads	Carcass weight	Producer value	Number of heads	Carcass weight	Producer value	Number of heads	Carcass weight	Producer value	Number of heads	Carcass weight	Producer value
Cattle	2,277	605,605	661,789	441	114,895	127,962	505	132,240	152,535	368	98,438	121,784	2,752	724,533	816,309
Pigs	52,753	4,274,193	2,884,440	8,184	696,110	467,786	8,397	712,080	478,518	8,441	699,593	470,127	49,953	4,196,562	2,820,089
Broilers	2,299,152	3,863,894	2,234,281	214,761	360,319	223,264	237,534	387,760	240,383	242,746	420,467	257,803	1,400,195	2,261,756	1,406,007
Total	-	8,743,692	5,780,510	-	1,171,324	819,012	-	1,232,080	871,436	-	1,218,498	849,714	-	7,182,851	5,042,405

Table 2. Slaughterings of cattle, pigs, and poultry at slaughterhouses in Malta

Description	2004			2005											
	January/June			April			May			June			January/June		
	Number of heads	Carcass weight	Producer value	Number of heads	Carcass weight	Producer value	Number of heads	Carcass weight	Producer value	Number of heads	Carcass weight	Producer value	Number of heads	Carcass weight	Producer value
Cattle	2,136	571,247	624,225	440	114,824	127,863	503	131,806	152,050	364	97,598	120,562	2,740	722,267	813,432
Pigs	50,825	4,116,395	2,778,394	8,184	696,110	467,786	8,397	712,080	478,518	8,440	699,555	470,101	49,944	4,195,630	2,819,463
Broilers	1,703,744	2,965,895	1,635,423												
Total	-	7,653,537	5,038,042	-			-			-			-		

Table 3. Slaughterings of cattle, pigs, and poultry at slaughterhouses in Gozo

Description	2004			2005											
	January/June			April			May			June			January/June		
	Number of heads	Carcass weight	Producer value	Number of heads	Carcass weight	Producer value	Number of heads	Carcass weight	Producer value	Number of heads	Carcass weight	Producer value	Number of heads	Carcass weight	Producer value
Cattle	141	34,358	37,564	1	71	99	2	434	485	4	840	1,222	12	2,266	2,877
Pigs	1,928	157,798	106,046	0	0	0	0	0	0	1	38	26	9	932	626
Broilers	595,408	897,999	598,858												
Total	-	1,090,155	742,468	-			-			-			-		

Table 4. Slaughterings of cattle, pigs, and poultry at slaughterhouses in Malta

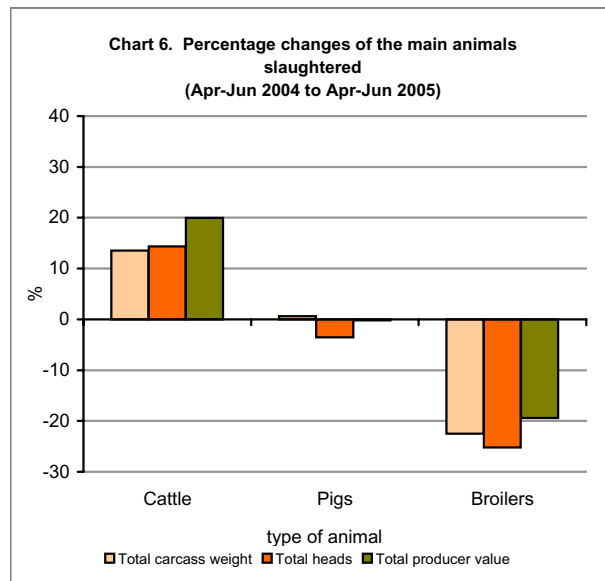
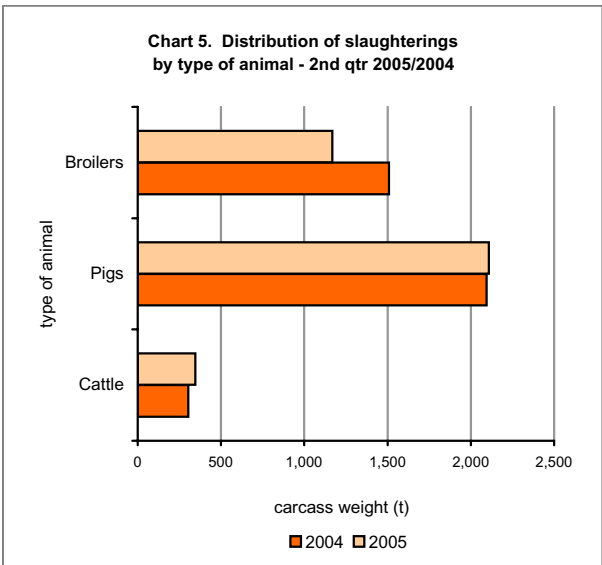
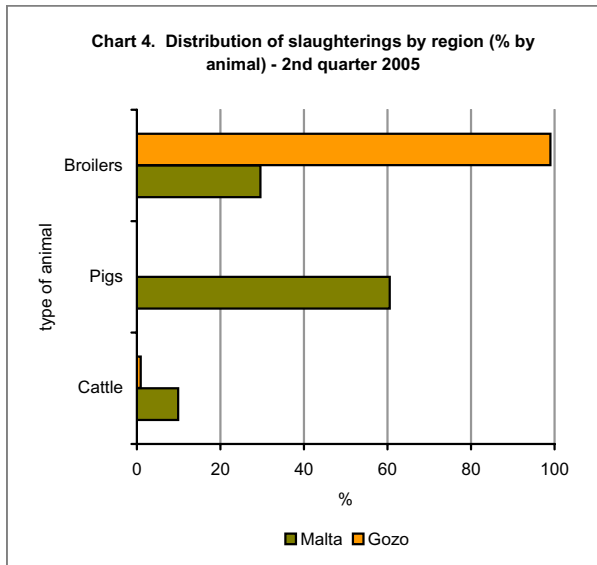
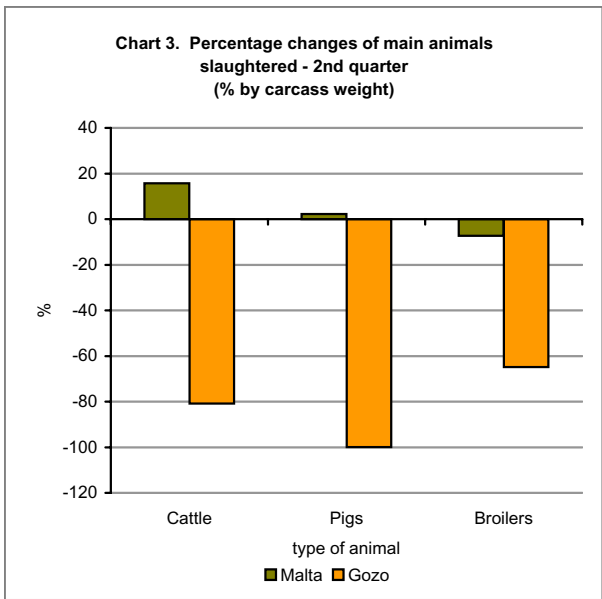
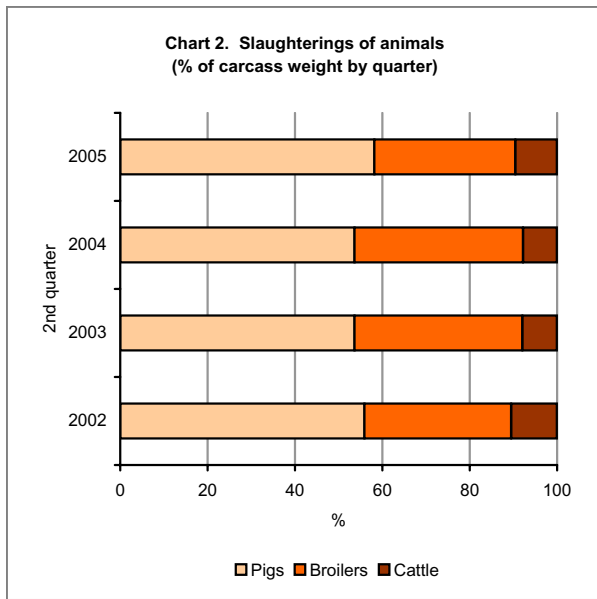
Description	2nd Quarter - 2002			2nd Quarter - 2003			2nd Quarter - 2004			2nd Quarter - 2005		
	Number of heads	Carcass weight	Producer value	Number of heads	Carcass weight	Producer value	Number of heads	Carcass weight	Producer value	Number of heads	Carcass weight	Producer value
Cattle	1,716	470,989	554,723	1,324	360,657	374,399	1,149	304,398	335,274	1,314	345,573	402,281
Pigs	30,500	2,516,018	2,068,167	30,148	2,453,257	1,648,770	25,941	2,094,234	1,419,508	25,022	2,107,783	1,416,431
Broilers	1,051,814	1,515,169	1,025,921	1,124,041	1,763,767	1,074,455	929,044	1,507,570	895,399	695,041	1,168,546	721,450
Total	-	4,502,176	3,648,811	-	4,577,681	3,097,624	-	3,906,202	2,650,182	-	3,621,902	2,540,162

Table 5. Slaughterings of cattle, pigs, and poultry at slaughterhouses in Malta

Description	2nd Quarter - 2002			2nd Quarter - 2003			2nd Quarter - 2004			2nd Quarter - 2005		
	Number of heads	Carcass weight	Producer value	Number of heads	Carcass weight	Producer value	Number of heads	Carcass weight	Producer value	Number of heads	Carcass weight	Producer value
Cattle	1,652	454,320	533,708	1,228	337,959	352,224	1,120	297,352	327,936	1,307	344,228	400,475
Pigs	28,806	2,375,169	1,952,389	28,317	2,300,710	1,546,259	25,534	2,061,635	1,397,595	25,021	2,107,745	1,416,405
Broilers	762,727	1,131,497	747,868	827,754	1,314,549	774,294	674,677	1,110,657	633,910			
Total	-	3,960,986	3,233,964	-	3,953,218	2,672,777	-	3,469,644	2,359,442	-		

Table 6. Slaughterings of cattle, pigs, and poultry at slaughterhouses in Gozo

Description	2nd Quarter - 2002			2nd Quarter - 2003			2nd Quarter - 2004			2nd Quarter - 2005		
	Number of heads	Carcass weight	Producer value	Number of heads	Carcass weight	Producer value	Number of heads	Carcass weight	Producer value	Number of heads	Carcass weight	Producer value
Cattle	64	16,669	21,016	96	22,698	22,174	29	7,046	7,338	7	1,345	1,806
Pigs	1,694	140,849	115,778	1,831	152,547	102,512	407	32,599	21,912	1	38	26
Broilers	289,087	383,672	278,054	296,287	449,218	300,161	254,367	396,913	261,489			
Total	-	541,190	414,847	-	624,463	424,847	-	436,558	290,739	-		



Methodological Notes

1. The compilation of animal slaughtering statistics is an important tool to monitor trends and developments within the animal husbandary sector of Maltese agriculture. The data on the slaughtering of livestock is compiled on a regional level. Monthly data for cattle and pig slaughtering is provided to the NSO by the Veterinary Services of the Ministry of Agriculture. Broilers slaughterings are provided by the private slaughter houses directly to the NSO, on a monthly basis. Data is not concluded until all returns are collected from all active slaughterhouses. No sampling is used in the process.
2. Slaughter houses provide data on number of heads slaughtered, the total carcass weight of the animals slaughtered and the monthly average carcass price per kilogram.
3. Broilers slaughtering in Gozo are not being published in this release in order to respect confidentiality.
4. The monthly average prices and carcass weight are used in the compilation of monthly output price and volume indices.
5. The data are compiled on a monthly basis but disseminated on a quarterly basis with reference to the three months that would have elapsed.
6. The producer value of meat production is the price obtained by the producer excluding any subsidies on the product.
7. The data in this release are final and are not, normally, subject to revision.
8. The data are published by the NSO and can be obtained directly from the NSO website <http://www.nso.gov.mt>