

News Release

e-stats service



Date: 30 September 2005
No. : 211/2005
Time of release: 11.00 hrs

Theme:
General Statistics

Compiled by:

Population and Social Statistics Unit
e-mail: library.nso@gov.mt
Tel: 25997629



27 November 2005

The monthly calendar of NSO News Releases may be consulted on the Office's website at www.nso.gov.mt

Special Observances

International Day of Older Persons

October 1 was declared the International Day of Older Persons by the United Nations in 1990. It was first celebrated on a global scale in 1991. By designating the Day, the UN had a twofold aim: (1) to extend recognition to the contributions of senior citizens to world development and (2) to highlight one of the most salient demographic phenomena of our times – the ageing of world population. Amongst other things, this issue is impacting upon pension schemes, healthcare and public expenditure systems.

Demographic perspective

By end of December 2004, 13.3 per cent of the total population registered as persons aged 65 years and over. By 2025 this percentage is projected to climb up to 22 per cent.

The main causes of death of persons aged 65 years and over are diseases of the nervous system, followed by neoplasm. However both diseases are registered as the principle causes of death irrespective of age.

Education and life participation

The indications are that an encouraging number of older persons remain active in various sectors of life. According to the ETC, full-time gainfully occupied persons over 65 years stood at 562 for males and 142 for females in January 2005.

The elderly participation in the Maltese educational system retained its popularity along these last years. For instance, the participation of persons aged 60+ in public adult educational centres in 2003/04 accounted for 119 participants or 10.6 per cent of the total number of participants in these type of courses. Female participants aged 60+ made up 87.4 per cent of the total number of participants in this age group - comparing the 104 females participants to the 15 males.

The same trend followed at the University of the Third Age - another educational set up catering specifically for the educational enrichment of elderly persons. There were 687 participants at this institution during academic year 2004/2005¹ of whom 74.1 per cent were female.

Eight students aged 60+ were enrolled in full-time university courses, while another 10 students within the same age group took a part-time university course. Out of these students 8 or 44.4 per cent were taking a degree at the Faculty of Theology. From the degree or post-graduate diploma taken, 8 of the students aged 60+ indicate that this was not their first time as university students.

Residential Homes and Day Care Centres

There were 1,609 persons residing in State Homes for the elderly by the end of 2002, of which 63 per cent resided in St. Vincent de Paulle Hospital. Between 2002 and 2003 there were 982 elderly persons awaiting for admission in State Community Homes (excluding S.V.D.P.)

¹ a full news release about university of the third age will be published on 4 October 2005.

»

National Statistics Office
Library & Information Unit
Lascaris, Valletta CMR 02, Malta
Tel: (+356) 25997219
Fax: (+356) 25997205
e-mail: nso@gov.mt
<http://www.nso.gov.mt>

Kindly indicate source when quoting from this release

In same period a total of 1,110 persons aged 65 years or more were registered to reside in homes run by the church or by the private sector.

By December 2002 a total of 1,102 elderly persons were subscribed as regular members in Day Care Centres which are located in various localities in Malta. The largest membership recorded was in the Hamrun Day Centre of which 93 per cent of the members were female.

Lifestyle

The Lifestyle Survey 2003 carried out by the NSO revealed interesting information regarding the lifestyle of the elderly in Malta. Around 8,000 persons aged 65 years and over attained Ordinary Level qualifications. More than 13,000 elderly persons owned a car of which 82 per cent were male. Nearly 31,000 persons aged 65 years and over declared themselves as non smokers and nearly 35,000 as alcohol-non consumers.

Nearly 20,000 persons aged 65 years and over were registered as overweight, of which 60% of them were female.

The elderly seemed likely to spend their leisure time in book reading and eating in restaurants. However gardening, sewing/knitting and playing bingo also scored high in popularity.

Vital Statistics

Forty-six spouses aged 60 years and over decided to tie the marriage knot in 2004. These comprised in 33 grooms and 13 brides. Thirty-one of these spouses opted for a civil marriage of whom mostly were British.

Pensions and Beneficiaries

In 2004 more than 41,000 persons benefited from pensions in respect of retirement and from old age pension (non-contributory), which resulted in an expenditure of nearly Lm93.0 million ■

Table 1. Total population 65 years and over, by sex and single ages: 2004

Ages	Males	Females	Total
65 - 69	8,122	9,495	17,617
65	1,756	1,950	3,706
66	1,642	1,880	3,522
67	1,584	1,931	3,515
68	1,662	1,923	3,585
69	1,478	1,811	3,289
70 - 74	5,982	8,149	14,131
70	1,317	1,621	2,938
71	1,245	1,709	2,954
72	1,236	1,664	2,900
73	1,111	1,621	2,732
74	1,073	1,534	2,607
75 - 79	4,244	6,082	10,326
75	933	1,334	2,267
76	878	1,195	2,073
77	823	1,280	2,103
78	853	1,172	2,025
79	757	1,101	1,858
80 - 84	2,714	4,308	7,022
80	734	1,097	1,831
81	537	857	1,394
82	485	821	1,306
83	479	813	1,292
84	479	720	1,199
85 - 89	1,062	1,859	2,921
85	339	589	928
86	310	418	728
87	172	308	480
88	169	310	479
89	72	234	306
90+	502	1,046	1,548
Total	22,626	30,939	53,565

Table 2. Main causes of death of persons aged 65 years and over: 2004

Main causes of death	Sex	Ages		
		65-74	75-84	85+
Certain Infectious and Parasitic Diseases	M	1	1	1
	F	0	2	1
Neoplasms	M	115	130	32
	F	92	91	37
Diseases of the blood & blood-forming organs and certain disorders involving the immune mechanism	M	0	0	0
	F	1	3	2
Endocrine, nutritional and metabolic diseases	M	21	19	8
	F	14	34	13
Mental and behavioural disorders	M	0	9	4
	F	4	20	23
Diseases of the nervous system	M	13	11	4
	F	2	12	3
Diseases of the circulatory system	M	150	229	115
	F	111	277	246
Diseases of the respiratory system	M	45	58	65
	F	22	55	57
Diseases of the digestive system	M	14	18	12
	F	11	29	22
Diseases of the skin and subcutaneous tissue	M	2	9	7
	F	2	15	17
Diseases of the musculoskeletal system and connective tissue	M	1	2	1
	F	5	5	0
Disease of the genitourinary system	M	6	9	9
	F	4	5	6
Congenital malformations, deformations and chromosomal abnormalities	M	0	0	0
	F	2	1	0
Symptoms, signs and abnormal clinical and laboratory findings, not elsewhere classified	M	1	3	2
	F	0	3	5
External causes of morbidity and mortality	M	6	12	6
	F	7	17	16

Table 3. Adult education classified by locality of centre, sex, age group and subject taught: 31 March 2004

Centre / Subject	Age												Total		
	16 - 20		21 - 30		31 - 40		41 - 50		51 - 60		60 +		m	f	t
	m	f	m	f	m	f	m	f	m	f	m	f			
Basic Maltese	7	8	20	11	19	2	20	21	16	29	6	22	88	93	181
Birkirkara	-	-	8	2	1	1	2	4	4	5	2	6	17	18	35
Blata l-Bajda	4	-	4	1	3	1	3	1	2	3	2	8	18	14	32
Cospicua	-	-	-	1	5	-	5	2	2	5	2	-	14	8	22
Paola - Yr 1	-	1	2	3	4	-	3	4	-	3	-	1	9	12	21
- Yr 2	1	-	1	1	4	-	5	2	3	3	-	2	14	8	22
Qormi	-	2	2	1	1	-	2	3	3	3	-	1	8	10	18
Rabat	1	1	-	-	1	-	-	2	-	2	-	4	2	9	11
Żebbuġ	1	4	3	2	-	-	-	3	2	5	-	-	6	14	20
Basic English (Literacy Prog.)	15	11	35	19	33	20	22	26	9	46	4	20	118	142	260
Birkirkara	-	-	2	1	5	1	3	1	1	6	-	5	11	14	25
Blata l-Bajda - Yr 1	1	-	3	2	2	1	-	1	1	2	-	1	7	7	14
- Yr 2	2	5	5	6	5	2	4	6	2	7	-	2	18	28	46
Paola - Yrs 1,2, 3	6	1	12	6	5	4	6	5	1	5	3	1	33	22	55
Qormi	3	-	4	1	1	2	-	-	1	-	-	-	9	3	12
Żurriq	1	-	-	-	1	1	2	1	-	3	-	2	4	7	11
B'Buġia	-	-	3	1	3	-	1	1	1	6	-	1	8	9	17
Gharghur	-	-	-	-	1	1	-	-	1	1	-	-	2	2	4
Gżira	-	2	-	1	2	2	3	1	1	5	1	1	7	12	19
Manikata	2	1	-	-	5	2	1	-	-	-	-	-	8	3	11
Mosta	-	-	1	-	2	1	-	3	-	2	-	1	3	7	10
Żebbuġ	-	2	3	1	1	4	1	5	-	7	-	5	5	24	29
Naxxar	-	-	2	-	-	-	1	2	-	2	-	1	3	5	8
Basic Maths	-	-	-	2	1	1	-	-	1	-	-	-	2	3	5
Blata l-Bajda	-	-	-	2	1	1	-	-	1	-	-	-	2	3	5
Basic Maltese for Foreigners	1	3	8	24	5	15	1	9	3	5	3	2	21	58	79
Blata l-Bajda - Yrs 1,2	-	1	6	21	2	9	1	4	3	4	1	2	13	41	54
Mosta -Year 1,2	1	2	2	3	3	6	-	5	-	1	2	-	8	17	25
Basic English for Foreigners	6	5	13	10	15	10	15	6	5	4	-	2	54	37	91
Blata l-Bajda - Yr 1, 2, 3	6	5	13	10	15	10	15	6	5	4	-	2	54	37	91
Special Courses for Drug Addicts and Alcoholics	3	1	37	2	5	1	3	-	2	-	-	-	50	4	54
St Anna Centre, Baħar iċ-Ċagħaq	-	-	14	-	-	-	-	-	-	-	-	-	14	-	14
Żerniq Centre, Floriana	1	-	1	1	3	1	3	-	2	-	-	-	10	2	12
Luqa - Year 1,2	2	1	22	1	2	-	-	-	-	-	-	-	26	2	28
Morning Sessions held at Life Long Learning Centre	4	38	9	50	8	95	6	101	3	81	2	58	32	423	455
Msida - Ganutell	-	-	-	4	-	5	-	19	1	16	1	15	2	59	61
- Lace Making	-	-	-	-	-	1	-	3	-	9	-	8	-	21	21
- Secondary Level Subjects	4	38	9	46	8	89	6	79	2	56	1	35	30	343	373
Total	36	66	122	118	86	144	67	163	39	165	15	104	365	760	1,125

Table 4. University students aged 60+ enrolled in full-time and part-time courses: academic year 2004/05

	males	females	total
Full-time course			
M.A. in Baroque Studies	1	-	1
Diploma in Baroque Architecture	1	-	1
M.Sc in Masonry and Construction Research	1	-	1
B.A. in Theology and Human Studies	1	-	1
B.A. in Theology (Hons.)	-	1	1
Masters of Arts	-	2	2
Bachelor of European Studies (Hons.)	1	-	1
Total	5	3	8
Part-time course			
P.G. Dip. In Translation and Interpreting	1	2	3
Diploma in Political Studies	1	-	1
B.A. in Religious Studies	3	2	5
Ph. D. in Theology	1	-	1
Total	6	4	10
Grand Total	11	7	18

Table 5. Residents' complement in homes for the elderly by end 2002

Home	Males	Females	Total
St. Vincent de Paulle	335	678	1,013
Community Homes			
Bormla	28	77	105
Floriana	16	29	45
Gżira	2	29	31
Mosta	19	49	68
Msida	12	51	63
Mtarfa	31	90	121
Żejtun	33	130	163
Total	141	455	596

Table 6. Applicants awaiting admission in state community homes classified by marital status November 2002 - November 2003

Community Home	Marital Status				Of whom living alone
	Single	Married	Widowed	Separated	
Bormla					
Women	24	14	51	2	17
Men	12	9	12	4	48
Floriana					
Women	13	11	36	1	44
Men	11	12	5	2	10
Gżira					
Women	3	6	13	-	12
Men	6	2	3	-	5
Mosta					
Women	17	14	43	3	39
Men	7	10	7	1	9
Msida					
Women	27	21	91	5	98
Men	9	21	13	4	19
Mtarfa					
Women	44	46	95	1	90
Men	9	47	17	1	16
Żejtun					
Women	24	27	79	5	73
Men	5	20	14	3	18
Total	211	260	479	32	498
Women	152	139	369	17	373
Men	59	121	110	15	125

Table 7. Residents in private and church homes for the elderly by sex and age: 2002

Age	2002		
	Males	Females	Total
65 - 74	58	175	233
75 - 79	80	222	302
80+	149	426	575
Total	287	823	1,110

Table 8. Members in day centres for the elderly by end 2002

Regular members	January		February		March		April		May		June	
	Males	Females	Males	Females	Males	Females	Males	Females	Males	Females	Males	Females
Żejtun	19	84	17	87	17	89	16	89	16	93	16	92
Hamrun	13	143	13	143	13	143	13	147	14	147	13	147
Dingli	6	67	6	67	6	67	6	67	8	67	10	67
Qormi	1	98	1	98	1	98	1	98	1	101	1	101
Sliema	17	53	17	53	17	58	17	58	17	58	17	58
Żurrieq	7	69	7	69	7	69	6	56	6	57	6	57
Mtarfa	8	118	8	118	8	118	8	118	8	118	6	88
B'Kara	6	65	6	65	6	70	6	70	6	70	6	70
Cospicua	8	55	9	59	9	59	12	60	12	60	12	60
Luqa	14	53	14	53	14	53	11	55	11	55	12	56
St. Paul's Bay	22	72	22	72	21	72	24	73	26	75	26	75
B'Buġia	-	-	-	-	-	-	-	-	-	-	-	-
	July		August		September		October		November		December	
	Males	Females	Males	Females	Males	Females	Males	Females	Males	Females	Males	Females
Żejtun	16	90	14	90	14	90	13	89	17	93	17	93
Hamrun	13	147	12	146	11	150	11	154	11	154	11	154
Dingli	4	57	4	57	5	59	5	59	5	59	5	59
Qormi	1	101	-	101	-	99	-	99	-	99	-	99
Sliema	17	58	17	58	17	58	17	58	17	58	17	58
Żurrieq	6	58	6	59	6	62	7	68	8	68	8	68
Mtarfa	6	88	7	93	7	96	7	99	7	99	7	99
B'Kara	6	70	6	70	7	70	6	70	6	70	6	70
Cospicua	13	65	13	65	13	65	13	65	13	65	13	65
Luqa	12	56	12	56	13	56	13	56	13	56	13	56
St. Paul's Bay	27	79	29	82	26	74	26	74	28	82	29	83
B'Buġia	-	-	-	-	-	-	19	40	18	50	18	54

**Table 9. Number of persons 65 years and over
with qualifications attained: 2003**

Ordinary Levels	7,830
Intermediate Levels	830
Advanced Levels	170
City and Guilds	1,160
Diploma issued by the University	750
First degree	300
Other	300

Table 10. Number of persons 65 years and over using a car: 2003

Car ownership	Male	Female	Total
Own a car	11,230	2,460	13,690
No car	6,120	24,990	31,110

**Table 11. Number of persons aged 65 years and over with/without
smoking and alcohol drinking habits: 2003**

Still smoking	5,820
Stopped smoking	8,030
Never smoked	30,960
Alcohol consumers	10,130
Alcohol-non consumers	34,680

Table 12. Number of persons aged 65 years and over by hobby type, 2003

Arts/Cultural activities	5,890
Playing a musical instrument	1,410
Bingo	7,470
Book-reading	12,870
Collectibles	1,880
Crafts	5,320
Gambling	510
Gardening	9,980
Home decoration	7,050
Lotteries/sweepstakes	3,890
Photography	240
Sewing/knitting	8,860

**Table 13. Number of persons aged 65 years and over
and places frequented during leisure time, 2003**

Bars	1,800
Casinos	320
Fitness clubs	270
Cinemas	1,950
Pool halls	170
Restaurants	7,150

Table 14. Number of persons and 65 years and over by weight and sex, 2003

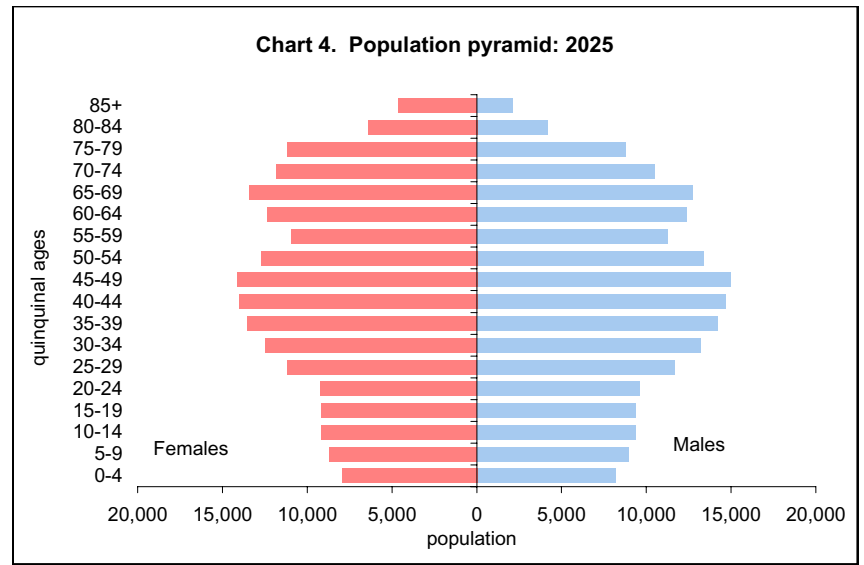
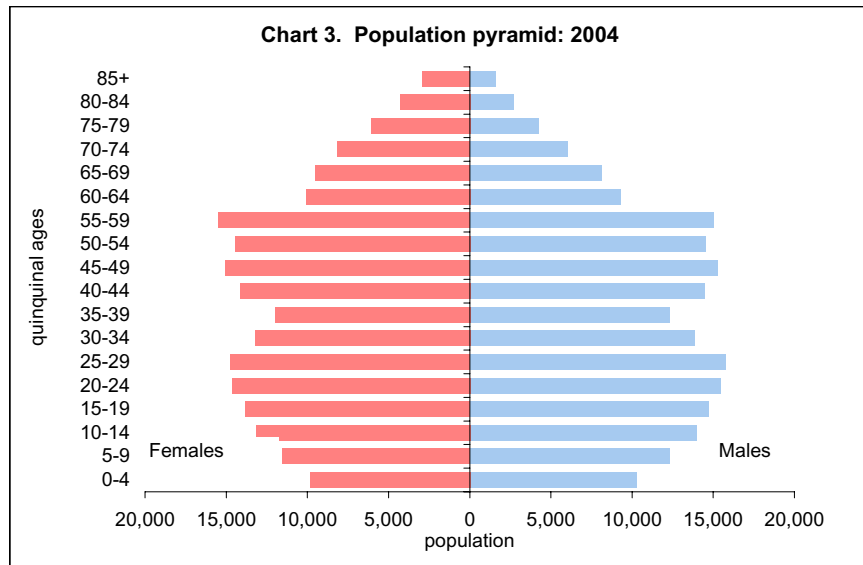
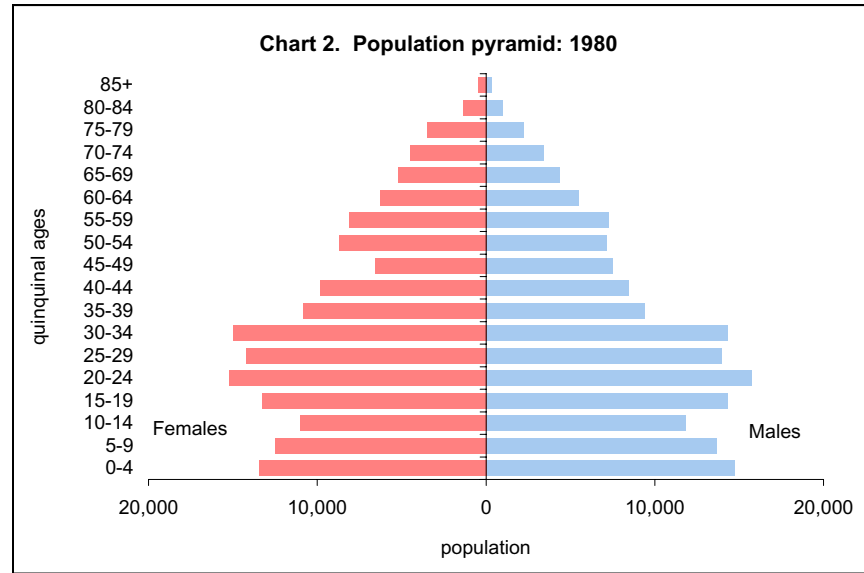
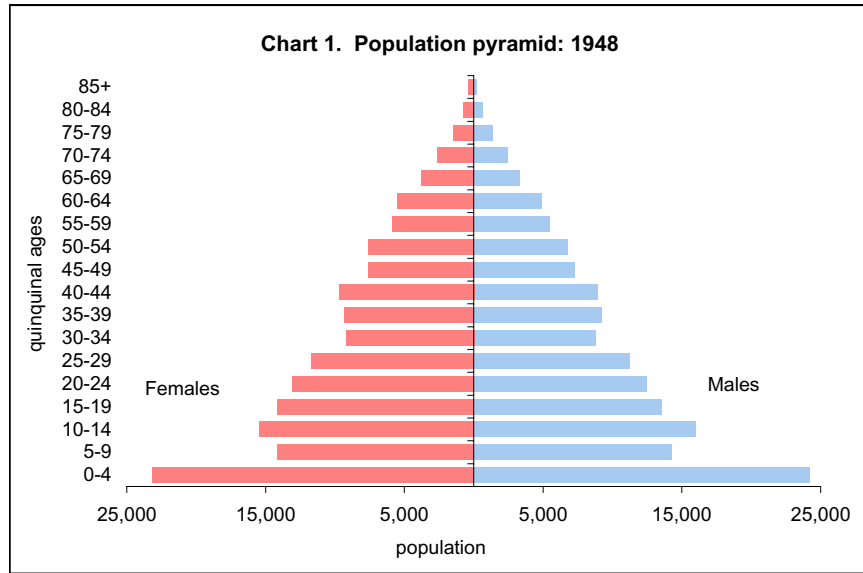
Weight	Males	Females
Underweight	-	340
Normal	6,510	7,170
Overweight	7,890	11,680
Obese	2,950	8,270

Table 15. Marriages classified by ages of spouses: 2004

Age groups of brides	Age groups of grooms				
	45-49	50-54	55-59	60-64	65+
25-29	-	-	-	-	2
30-34	-	-	-	-	-
50-54	-	-	-	4	-
55-59	-	-	-	3	3
60-64	-	-	1	3	2
65+	1	1	-	-	5

Table 16. Marriages classified by nationality and type of marriage of spouses aged 60 years and over: 2004

Nationality	All marriages		of which civil marriage	
	Grooms	Brides	Grooms	Brides
Malta	13	9	6	3
UK	17	4	15	4
Italy	2	-	2	-
Other EU country	1	-	1	-
Other Country	-	-	-	-
Total	33	13	24	7



Methodological Notes

Sources:

- Employment and Training Corporation
- Department of Social Security
- Adult Education Unit, Education Office
- Department of Education
- University of Malta
- Lifestyle Survey 2003
- Care for the Elderly and Residential Homes Survey, 2003

Lifestyle Survey 2003

The Lifestyle 2003 survey was designed to analyse the way of living of the Maltese population and highlight differences between different groups. The survey was carried out during June-July 2003 and the target population included Maltese residents aged 18 and over living within private households. A sample of 1,000 individuals was elected using systematic random sampling from the Electoral Register. Each individual has the same chance of being selected. The target population was estimated at 292,710 persons.

Care for the Elderly and Residential Homes Survey 2003

Care for the Elderly and Residential Homes Survey, 2003 has been carried out as a part of a campaign for gender awareness. The results of this survey were presented together with other statistical information about other areas such as labour, health, population, education etc... during a public meeting on International Woman's Day 2003.

Abbreviations

- S.V.D.P. St. Vincent de Paulle Hospital

The data in this release is to be considered as final and is not normally subject to revision.