

# News Release

e-stats service



Date: 4 October 2005  
No. : 213/2005  
Time of release: 11.00 hrs

**Theme:**  
**Population and Social  
Conditions**

**Compiled by:**  
**Population and Social Statistics Unit**  
**e-mail: [population.nso@gov.mt](mailto:population.nso@gov.mt)**  
**Tel: 25997629**



27 November 2005

The monthly calendar of  
NSO News Releases may be  
consulted on the Office's  
website at [www.nso.gov.mt](http://www.nso.gov.mt)

## Education

### The University of the Third Age

The downward trend in participation at the University of the Third Age registered in the last three academic years continued also during 2004/2005. The total number of participants stood at 687, signifying a drop of 15 persons over the previous year. Female participation increased by 0.6 per cent to 507, while male participation decreased by 9.1 per cent to 180. The ratio of males to females stood at 1:2.8.

The Gozo branch of the University of the Third Age registered a slight increase over last year's figure. The increase occurred among females, up by 5 members to reach 32 female participants whilst participation for males decreased by 2 to reach 8 male members.

Once again the two age groups, 65-69 years and 70-74 years retained the greater part of the members. The number of members in the first indicated age group stood at 166, while the number in the second age group stood at 162. However, the number of participants in both age-groups experienced a decrease in membership by 9.0 per cent and 8.3 per cent respectively. The 60-64 years age group registered an increase of 12.1 per cent in membership to 111, while the membership in the 75-79 years age group increased by 12 members to 144. At the extreme end of the scale, the 80 years and over age cohort decreased by 7.1 per cent over last year's membership and stood at 104 members.

The distribution of participants by district maintained the same pattern as in previous years - the Northern Harbour district with a total of 396 participants or 57.6 per cent represented the highest participation throughout the Maltese islands, followed by the South Harbour district with a total of 104 participants, the Western district with 80 participants, Gozo with 40 participants and the Northern district with 36. The South Eastern district with 31 participants was the least represented district.

Sliema remained the leading locality within the districts, having the highest number of participants, indeed participation from this locality accounted for 45.7 per cent of the total participants within the district and 26.4 per cent of the whole of the Maltese Islands.

Birkirkara was the second leading locality, accounting for 10.9 per cent of the total within the district and 6.3 per cent of the total for the Maltese Islands.

The majority (42.9 per cent) of participants attending the University of the Third Age held a professional career prior to retirement. Such careers included doctors, health-related professionals and accountants/auditors, but the greater part were teaching professionals (including heads and assistant heads of schools). These accounted for 66.1 per cent of the professionals and 28.4 per cent of the total participation. Those not gainfully occupied, which included housewives and pensioners, accounted for 25.3 per cent of the participation. Some 11.7 per cent of the participants fell within the clerical group, while 6.0 per cent were civil servants (below the rank of directors/deputy directors, and other senior staff, but above that of clerks). 4.5 per cent were technicians and associate professionals, while 2.8 per cent were Legislators Senior Officials and Managers. Some 2.8 per cent were in Service, Shop and Market Sales and another 1.0 per cent were in Craft and related Trades Work. Only 1.0 per cent were either in Armed Forces or Elementary Occupations. There were another 2.0 per cent or 14 participants who held another occupation not listed here, before retiring ■

**National Statistics Office**  
**Library & Information Unit**  
Lascaris, Valletta CMR 02, Malta  
Tel: (+356) 25997219  
Fax: (+356) 25997205  
e-mail: [nso@gov.mt](mailto:nso@gov.mt)  
<http://www.nso.gov.mt>

**Table 1. Persons attending the University of the third age classified by sex and age: academic year 2004/2005**

Age	Women	Men	Total	% Distribution
60	7	2	9	0.8
61	14	3	17	2.6
62	39	9	48	7.1
63	17	4	21	3.1
64	11	5	16	1.7
65	24	10	34	4.8
66	27	5	32	4.3
67	32	8	40	5.7
68	26	7	33	4.8
69	23	4	27	3.9
70	20	7	27	4.0
71	32	9	41	6.2
72	24	12	36	5.4
73	17	11	28	4.2
74	18	12	30	4.3
75	26	8	34	5.1
76	26	6	32	4.8
77	19	8	27	4.0
78	18	9	27	4.0
79	18	6	24	3.6
80	10	4	14	1.9
81	17	5	22	3.4
82	7	5	12	1.9
83	10	5	15	2.2
84	8	4	12	1.9
85+	17	12	29	4.5
	<b>507</b>	<b>180</b>	<b>687</b>	<b>100.0</b>

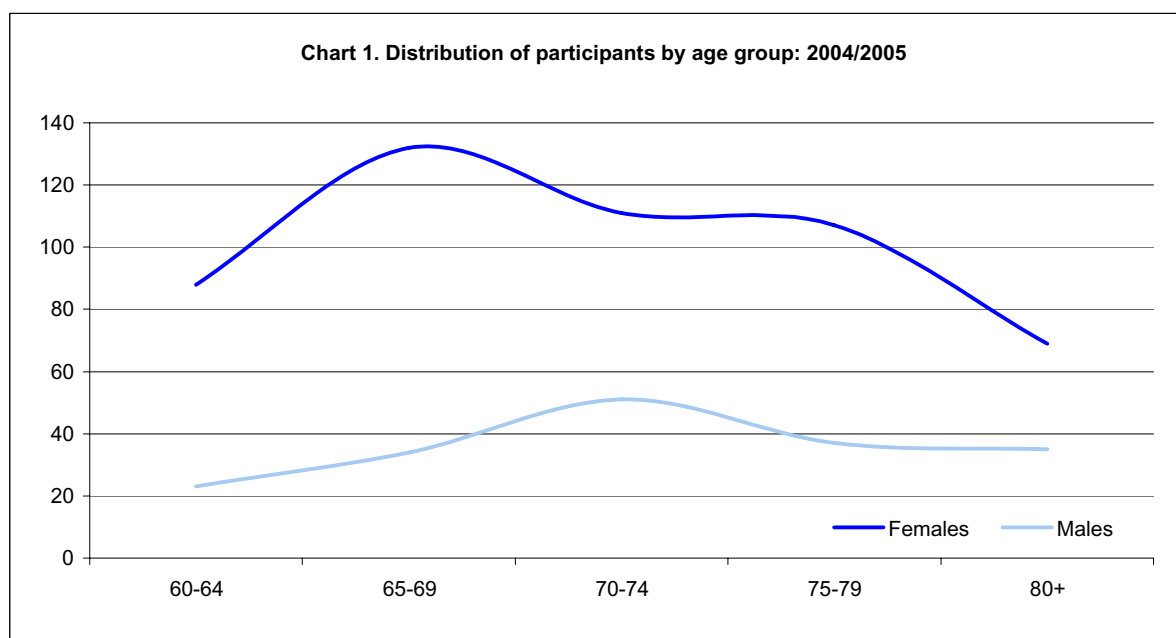


Table 2. Persons attending the University of the third age classified by profession, age group and sex: academic year 2004/2005 ...

Profession	60 - 64		65 - 69		70 - 74		75 - 79		80 & over		Total		
	F	M	F	M	F	M	F	M	F	M	F	M	T
<b>All Professions</b>	<b>88</b>	<b>23</b>	<b>132</b>	<b>34</b>	<b>111</b>	<b>51</b>	<b>107</b>	<b>37</b>	<b>69</b>	<b>35</b>	<b>507</b>	<b>180</b>	<b>687</b>
<b>Armed Forces</b>	-	2	-	-	-	-	-	2	-	2	-	6	6
Army Civil Servant	-	1	-	-	-	-	-	2	-	-	-	3	3
Army Officer	-	1	-	-	-	-	-	-	-	2	-	3	3
Officer High Ranks	-	-	-	-	-	-	-	-	-	-	-	-	-
Officer Other Ranks	-	-	-	-	-	-	-	-	-	-	-	-	-
<b>Civil Service</b>	<b>2</b>	<b>2</b>	<b>6</b>	<b>7</b>	<b>2</b>	<b>11</b>	-	<b>8</b>	-	<b>3</b>	<b>10</b>	<b>31</b>	<b>41</b>
Civil Servants	2	2	6	7	2	11	-	8	-	3	10	31	41
<b>Clerks</b>	<b>9</b>	<b>3</b>	<b>20</b>	-	<b>17</b>	<b>6</b>	<b>13</b>	<b>2</b>	<b>10</b>	-	<b>69</b>	<b>11</b>	<b>80</b>
Bank Clerk	1	-	1	-	1	-	-	-	-	-	3	-	3
Clerk (data entry)	3	2	12	-	6	2	3	1	4	-	28	5	33
Clerk/Lotto Receiver	1	-	-	-	-	-	-	-	1	-	2	-	2
Courier/Postman	-	1	-	-	-	1	-	-	-	-	-	2	2
Receptionists	-	-	-	-	1	-	-	-	-	-	1	-	1
Secretaries	3	-	6	-	5	1	8	1	4	-	26	2	28
Shorthand typists	1	-	1	-	1	-	2	-	1	-	6	-	6
Telephone Operators	-	-	-	-	3	2	-	-	-	-	3	2	5
<b>Craft and Related Trades Workers</b>	-	1	1	-	2	-	-	1	-	2	3	4	7
Artist	-	-	1	-	1	-	-	-	-	1	2	1	3
Shipwright	-	1	-	-	1	-	-	1	-	1	1	3	4
<b>Elementary Occupations</b>	-	-	1	-	-	-	-	-	-	-	1	-	1
Time Keeper	-	-	-	-	-	-	-	-	-	-	-	-	-
Wardrobe Mistress	-	-	1	-	-	-	-	-	-	-	1	-	1
<b>Legislators, Senior Officials and Managers</b>	<b>1</b>	<b>1</b>	<b>6</b>	<b>3</b>	-	<b>5</b>	-	<b>1</b>	<b>1</b>	<b>1</b>	<b>8</b>	<b>11</b>	<b>19</b>
Bank Managers	-	-	2	2	-	2	-	-	-	-	2	4	6
Directors	1	1	-	1	-	-	-	1	-	1	1	4	5
General Managers	-	-	-	-	-	2	-	-	-	-	-	2	2
Principals	-	-	4	-	-	1	-	-	1	-	5	1	6
<b>Not Gainfully Occupied</b>	<b>21</b>	-	<b>26</b>	<b>4</b>	<b>31</b>	<b>1</b>	<b>43</b>	<b>4</b>	<b>36</b>	<b>8</b>	<b>157</b>	<b>17</b>	<b>174</b>
Housewives	21	-	26	-	30	-	43	-	36	-	156	-	156
Pensioners	-	-	-	4	1	1	-	4	-	8	1	17	18
<b>Professionals</b>	<b>50</b>	<b>11</b>	<b>61</b>	<b>14</b>	<b>51</b>	<b>19</b>	<b>43</b>	<b>18</b>	<b>17</b>	<b>11</b>	<b>222</b>	<b>73</b>	<b>295</b>
Accountants	-	-	-	-	-	3	-	1	-	2	-	6	6
Actors	-	-	-	-	-	-	1	-	-	-	1	-	1
Administrators	-	1	-	2	-	1	-	2	1	2	1	8	9
Architect	-	-	-	-	-	1	-	3	-	1	-	5	5
Assistant Head	5	2	2	3	2	1	-	2	-	-	9	8	17
Auditors	-	-	-	1	1	1	-	-	-	1	1	3	4
Dentist	-	-	-	-	-	1	-	-	-	-	-	1	1
Electrical Engineers	-	-	-	1	-	1	-	-	-	-	-	2	2
Financial Controller	-	-	-	-	-	-	-	1	-	-	-	1	1
Head of Schools	3	-	-	1	1	-	4	1	1	-	9	2	11
Head Teachers	-	-	2	-	1	-	1	1	-	1	4	2	6
Journalist	-	-	-	-	-	-	-	-	1	-	1	-	1
Legal Administrators	-	-	-	-	-	-	-	1	-	-	-	1	1

...Table 2. Persons attending the University of the third age classified by profession, age group and sex: academic year 2004/2005

Profession	60 - 64		65 - 69		70 - 74		75 - 79		80 & over		Total		
	F	M	F	M	F	M	F	M	F	M	F	M	T
<b>Professionals cont...</b>													
Librarians	-	-	1	-	-	-	-	-	-	-	1	-	1
Married Counsellors	-	-	-	-	1	-	-	-	-	-	1	-	1
Medical Doctor	-	-	-	-	-	1	-	1	-	-	-	2	2
Nurses	2	-	5	-	2	1	5	-	1	-	15	1	16
Pharmacist	1	-	3	-	2	-	1	1	1	1	8	2	10
Physiotherapist	1	-	-	-	-	-	-	-	-	-	1	-	1
Religious Orders	-	-	1	-	-	1	-	-	-	-	1	1	2
Teacher	37	8	47	6	41	6	31	4	12	3	168	27	195
University Lecturers	1	-	-	-	-	1	-	-	-	-	1	1	2
<b>Service Workers and Shop and Market Sa</b>	<b>1</b>	<b>-</b>	<b>5</b>	<b>-</b>	<b>4</b>	<b>1</b>	<b>4</b>	<b>-</b>	<b>-</b>	<b>4</b>	<b>14</b>	<b>5</b>	<b>19</b>
Dressmaker/Tailor	-	-	1	-	-	-	1	-	-	-	2	-	2
Housekeeper	1	-	1	-	-	-	-	-	-	-	2	-	2
Police	-	-	-	-	-	-	-	-	-	1	-	1	1
Salesperson	-	-	2	-	2	-	-	-	-	-	4	-	4
Security	-	-	-	-	-	-	1	-	-	-	1	-	1
Storekeeper	-	-	-	-	-	1	-	-	-	1	-	2	2
Tourist Guide	-	-	1	-	2	-	2	-	-	2	5	2	7
<b>Technicians and Associate Professionals</b>	<b>3</b>	<b>1</b>	<b>3</b>	<b>4</b>	<b>3</b>	<b>7</b>	<b>3</b>	<b>1</b>	<b>5</b>	<b>1</b>	<b>17</b>	<b>14</b>	<b>31</b>
Air Traffic Control Officer	-	1	-	-	-	-	1	-	-	-	1	1	2
Businessman	2	-	1	1	1	4	2	-	2	1	8	6	14
Draughts person	-	-	-	-	-	2	-	-	-	-	-	2	2
Electricians	-	-	-	-	-	1	-	-	-	-	-	1	1
Executive Officers	1	-	-	-	-	-	-	-	-	-	1	-	1
Medical Lab Technicians	-	-	-	1	-	-	-	-	-	-	-	1	1
Midwives	-	-	-	-	-	-	-	-	1	-	1	-	1
Musicians	-	-	1	-	-	-	-	-	-	-	1	-	1
Social Worker	-	-	1	-	1	-	-	-	2	-	4	-	4
Supervisors	-	-	-	1	1	-	-	1	-	-	1	2	3
Technicians	-	-	-	1	-	-	-	-	-	-	-	1	1
<b>Others</b>	<b>1</b>	<b>2</b>	<b>3</b>	<b>2</b>	<b>1</b>	<b>1</b>	<b>1</b>	<b>-</b>	<b>-</b>	<b>3</b>	<b>6</b>	<b>8</b>	<b>14</b>

Table 3. Persons attending the University of the third age classified by locality, age group and sex: academic year 2004/2005 ..

Locality	60 - 64		65 - 69		70 - 74		75 - 79		80 & over		Total		
	F	M	F	M	F	M	F	M	F	M	F	M	T
<b>All Regions</b>	<b>88</b>	<b>23</b>	<b>132</b>	<b>34</b>	<b>111</b>	<b>51</b>	<b>107</b>	<b>37</b>	<b>69</b>	<b>35</b>	<b>507</b>	<b>180</b>	<b>687</b>
<b>Gozo &amp; Comino</b>	<b>12</b>	<b>-</b>	<b>12</b>	<b>2</b>	<b>4</b>	<b>2</b>	<b>3</b>	<b>2</b>	<b>1</b>	<b>2</b>	<b>32</b>	<b>8</b>	<b>40</b>
Fontana	1	-	1	-	-	-	-	1	-	-	2	1	3
Għajnsielem	-	-	1	-	1	1	-	-	1	1	3	2	5
Kerċem	2	-	-	-	-	-	-	-	-	-	2	-	2
Qala	-	-	1	-	-	-	-	-	-	-	1	-	1
Rabat	5	-	6	-	3	1	3	1	-	1	17	3	20
Xagħra	1	-	-	-	-	-	-	-	-	-	1	-	1
Xewkija	-	-	1	-	-	-	-	-	-	-	1	-	1
Żebbuġ	3	-	2	2	-	-	-	-	-	-	5	2	7
<b>Northern</b>	<b>7</b>	<b>3</b>	<b>11</b>	<b>1</b>	<b>6</b>	<b>1</b>	<b>2</b>	<b>3</b>	<b>2</b>	<b>-</b>	<b>28</b>	<b>8</b>	<b>36</b>
Mellieħa	-	-	1	-	-	-	-	-	-	-	1	-	1
Mosta	5	3	5	1	4	1	-	1	1	-	15	6	21
Naxxar	1	-	1	-	-	-	-	-	-	-	2	-	2
San Pawl il-Baħar	1	-	4	-	2	-	2	2	1	-	10	2	12
<b>Northern Harbour</b>	<b>34</b>	<b>11</b>	<b>66</b>	<b>17</b>	<b>59</b>	<b>25</b>	<b>79</b>	<b>23</b>	<b>54</b>	<b>28</b>	<b>292</b>	<b>104</b>	<b>396</b>
B'Kara	6	6	10	3	3	1	9	1	2	2	30	13	43
Gżira	2	-	2	-	2	-	-	1	1	1	7	2	9
Ħamrun	1	1	3	3	5	2	2	1	3	-	14	7	21
Msida	3	2	3	-	6	2	7	2	-	1	19	7	26
Pembroke	1	-	3	1	1	1	1	-	1	-	7	2	9
Pieta'	1	1	3	2	2	-	2	1	1	-	9	4	13
Qormi	1	-	2	1	-	1	1	-	1	-	5	2	7
San Ġiljan	3	-	4	1	4	2	7	3	6	6	24	12	36
San Ġwann	4	-	2	-	4	3	5	2	1	-	16	5	21
Santa Venera	2	-	3	1	2	1	3	-	-	-	10	2	12
Sliema	9	1	27	4	29	12	38	9	35	17	138	43	181
Swieqi	1	-	4	1	1	-	4	2	3	1	13	4	17
Ta' Xbiex	-	-	-	-	-	-	-	1	-	-	-	1	1
<b>South Eastern</b>	<b>8</b>	<b>1</b>	<b>9</b>	<b>1</b>	<b>4</b>	<b>3</b>	<b>2</b>	<b>1</b>	<b>2</b>	<b>-</b>	<b>25</b>	<b>6</b>	<b>31</b>
B'Buġia	2	-	2	-	1	1	-	-	-	-	5	1	6
Għaxaq	1	-	1	-	-	-	-	-	-	-	2	-	2
Gudja	2	-	1	-	-	-	-	-	-	-	3	-	3
M'Skala	-	-	2	1	1	1	-	1	-	-	3	3	6
Mqabba	1	1	-	-	-	-	-	-	-	-	1	1	2
Żejtun	1	-	2	-	2	1	2	-	2	-	9	1	10
Żurrieq	1	-	1	-	-	-	-	-	-	-	2	-	2
<b>Southern Harbour</b>	<b>11</b>	<b>3</b>	<b>18</b>	<b>4</b>	<b>24</b>	<b>15</b>	<b>12</b>	<b>6</b>	<b>7</b>	<b>4</b>	<b>72</b>	<b>32</b>	<b>104</b>
Birgu	-	-	1	1	-	-	-	-	-	-	1	1	2
Bormla	-	-	-	-	-	1	-	-	1	-	1	1	2
Fgura	4	-	2	-	2	1	-	-	-	-	8	1	9
Floriana	2	-	1	1	2	3	1	-	1	-	7	4	11
Kalkara	1	-	3	-	-	-	-	-	-	-	4	-	4
Luqa	-	-	1	1	1	-	1	-	-	-	3	1	4
Paola	-	-	1	-	5	-	1	1	1	-	8	1	9
St. Luċija	-	-	2	-	3	3	2	1	-	1	7	5	12
Tarxien	-	-	3	-	2	1	2	1	-	-	7	2	9
Valletta	2	1	4	1	7	4	5	1	4	3	22	10	32
Żabbar	2	2	-	-	2	2	-	2	-	-	4	6	10

...Table 3. Persons attending the University of the third age classified by locality, age group and sex: academic year 2004/2005

Locality	60 - 64		65 - 69		70 - 74		75 - 79		80 & over		Total		
	F	M	F	M	F	M	F	M	F	M	F	M	T
<b>Western</b>	<b>16</b>	<b>5</b>	<b>16</b>	<b>9</b>	<b>14</b>	<b>5</b>	<b>9</b>	<b>2</b>	<b>3</b>	<b>1</b>	<b>58</b>	<b>22</b>	<b>80</b>
Attard	4	-	3	3	4	2	2	1	-	1	13	7	20
Balzan	5	1	7	2	4	1	3	1	1	-	20	5	25
Dingli	-	-	1	-	-	-	1	-	-	-	2	-	2
Iklin	-	1	-	1	-	-	1	-	-	-	1	2	3
Lija	1	-	-	-	1	-	-	-	-	-	2	-	2
Rabat	5	3	2	1	2	1	-	-	2	-	11	5	16
Siggiewi	-	-	2	2	1	1	-	-	-	-	3	3	6
Żebbuġ	1	-	1	-	2	-	2	-	-	-	6	-	6

Chart 2. Regional distribution of participants by sex: 2004/2005

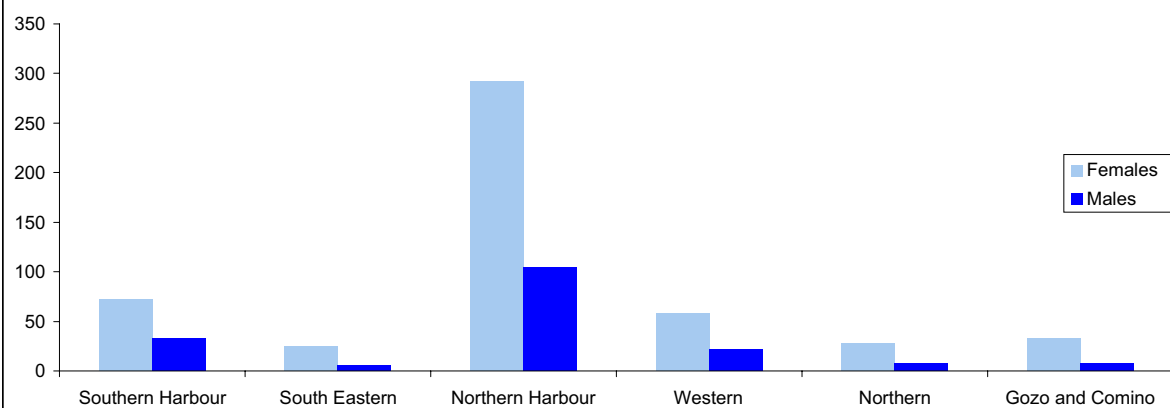


Chart 3. Participation by former occupation and sex: 2004/2005

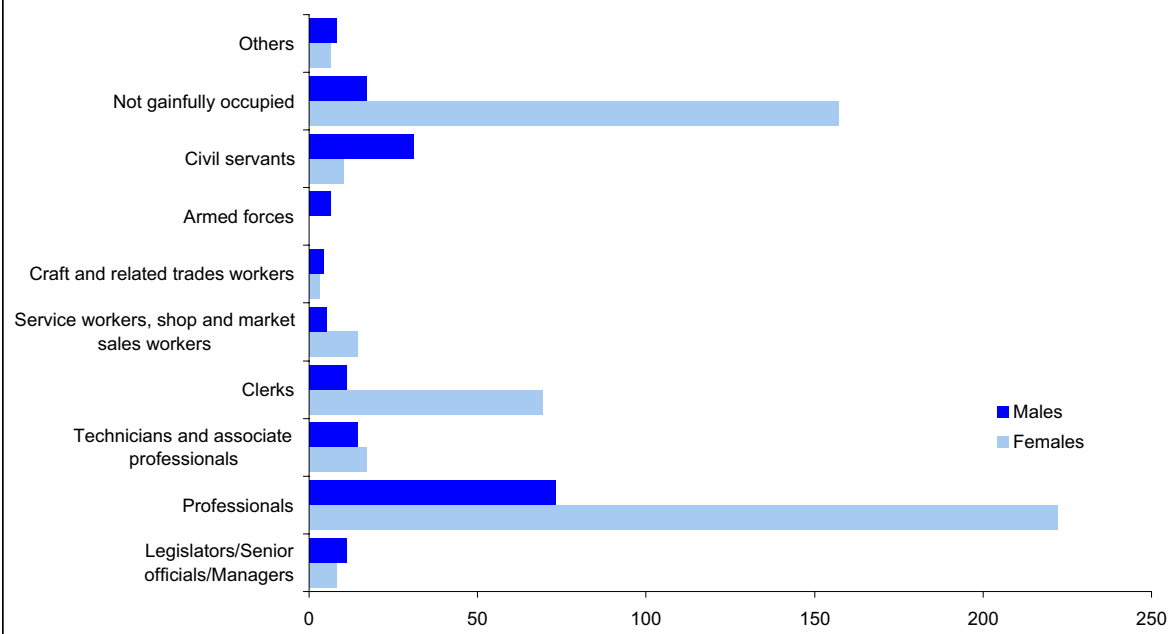


Table 4. Persons attending the University of the third age  
classified by locality of residence, previous occupational status and sex: 2004/2005 ...

Locality	Armed Forces		Civil Service		Clerks		Craft and Related Trades Workers		Elementary Occupations		Legislators, Senior Officials and Managers		Not Gainfully Occupied		Professionals		Service Workers and Shop and Market Sales Workers		Technicians and Associate Professionals		Others		Total		
	F	M	F	M	F	M	F	M	F	M	F	M	F	M	F	M	F	M	F	M	F	M	F	M	T
<b>All regions</b>	-	6	10	31	69	11	3	4	1	-	8	11	157	17	222	73	14	5	17	14	6	8	507	180	687
<b>Gozo &amp; Comino</b>	-	-	-	1	-	-	-	-	1	-	-	-	18	3	11	2	1	-	-	-	1	2	32	8	40
Fontana	-	-	-	1	-	-	-	-	-	-	-	-	2	-	-	-	-	-	-	-	-	-	2	1	3
Ghajnsielem	-	-	-	-	-	-	-	-	-	-	-	-	2	2	1	-	-	-	-	-	-	-	3	2	5
Kerċem	-	-	-	-	-	-	-	-	-	-	-	-	2	-	-	-	-	-	-	-	-	-	2	-	2
Qala	-	-	-	-	-	-	-	-	-	-	-	-	1	-	-	-	-	-	-	-	-	-	1	-	1
Rabat	-	-	-	-	-	-	-	-	1	-	-	-	7	-	7	2	1	-	-	-	1	1	17	3	20
Xagħra	-	-	-	-	-	-	-	-	-	-	-	-	-	-	1	-	-	-	-	-	-	-	1	-	1
Xewkija	-	-	-	-	-	-	-	-	-	-	-	-	1	-	-	-	-	-	-	-	-	-	1	-	1
Żebbuġ	-	-	-	-	-	-	-	-	-	-	-	-	3	1	2	-	-	-	-	-	-	1	5	2	7
<b>Northern</b>	-	-	-	-	6	-	-	-	-	-	-	-	7	1	12	6	1	-	1	1	1	-	28	8	36
Mellieħa	-	-	-	-	-	-	-	-	-	-	-	-	-	-	1	-	-	-	-	-	-	-	1	-	1
Mosta	-	-	-	-	3	-	-	-	-	-	-	-	5	1	6	4	-	-	-	1	1	-	15	6	21
Naxxar	-	-	-	-	1	-	-	-	-	-	-	-	-	-	1	-	-	-	-	-	-	-	2	-	2
San Pawl il-Baħar	-	-	-	-	2	-	-	-	-	-	-	-	2	-	4	2	1	-	1	-	-	-	10	2	12
<b>Northern Harbour</b>	-	5	6	18	43	4	2	1	-	-	4	5	95	10	121	43	7	4	10	9	4	5	292	104	396
B'Kara	-	-	-	2	5	1	-	-	-	-	-	-	5	-	19	7	-	1	1	1	-	1	30	13	43
Gżira	-	-	1	-	2	-	1	-	-	-	-	-	1	1	1	1	-	-	1	-	-	-	7	2	9
Hamrun	-	-	1	1	3	1	-	-	-	-	1	-	-	-	8	3	-	-	1	1	1	-	14	7	21
Msida	-	-	-	1	3	-	-	-	-	-	-	-	8	-	8	3	-	1	-	1	-	1	19	7	26
Pembroke	-	-	-	-	1	-	-	-	-	-	-	-	1	-	4	-	-	-	1	1	-	1	7	2	9
Pieta'	-	-	-	1	1	-	-	-	-	-	1	-	3	-	4	2	-	-	-	1	-	-	9	4	13
Qormi	-	-	-	2	-	-	-	-	-	-	1	-	2	-	2	-	-	-	-	-	-	-	5	2	7
San Ġiljan	-	-	1	3	4	-	-	-	-	-	1	1	7	3	9	4	-	1	-	-	2	-	24	12	36
San Ġwann	-	-	-	-	2	-	-	-	-	-	-	-	6	-	6	4	1	-	1	1	-	-	16	5	21
Santa Venera	-	-	-	1	1	-	-	-	-	-	-	-	2	-	6	1	1	-	-	-	-	-	10	2	12
Sliema	-	4	3	6	19	2	1	1	-	-	3	54	5	51	16	4	1	5	3	1	2	138	43	181	
Swieqi	-	1	-	-	2	-	-	-	-	-	1	-	6	1	3	2	1	-	-	-	-	-	13	4	17
Ta' Xbiex	-	-	-	1	-	-	-	-	-	-	-	-	-	-	-	-	-	-	-	-	-	-	-	1	1
<b>South Eastern</b>	-	-	-	-	5	3	-	-	-	-	-	-	7	-	10	3	2	-	1	-	-	-	25	6	31
B'Buġia	-	-	-	-	-	-	-	-	-	-	-	-	1	-	2	1	1	-	1	-	-	-	5	1	6
Għaxaq	-	-	-	-	-	-	-	-	-	-	-	-	1	-	1	-	-	-	-	-	-	-	2	-	2
Gudja	-	-	-	-	-	-	-	-	-	-	-	-	2	-	1	-	-	-	-	-	-	-	3	-	3
M'Skala	-	-	-	-	1	1	-	-	-	-	-	-	1	-	1	2	-	-	-	-	-	-	3	3	6
Mqabba	-	-	-	-	-	1	-	-	-	-	-	-	-	-	1	-	-	-	-	-	-	-	1	1	2
Żejtun	-	-	-	-	4	1	-	-	-	-	-	-	2	-	3	-	-	-	-	-	-	-	9	1	10
Żurrieq	-	-	-	-	-	-	-	-	-	-	-	-	-	-	1	-	1	-	-	-	-	-	2	-	2
<b>Southern Harbour</b>	-	-	2	10	11	3	1	3	-	-	1	2	19	1	34	8	2	1	2	3	-	1	72	32	104
Birgu	-	-	-	-	-	-	-	-	-	-	-	-	-	-	1	-	-	-	-	1	-	-	1	1	2
Bornla	-	-	-	1	-	-	-	-	-	-	-	-	1	-	-	-	-	-	-	-	-	-	1	1	2
Fgura	-	-	-	-	1	-	-	-	-	-	-	-	1	-	6	1	-	-	-	-	-	-	8	1	9
Floriana	-	-	-	2	1	-	-	-	-	-	2	3	-	2	-	1	-	-	-	-	-	-	7	4	11
Kalkara	-	-	-	-	-	-	-	-	-	-	-	2	-	2	-	-	-	-	-	-	-	-	4	-	4
Luqa	-	-	-	-	-	-	1	-	-	-	-	1	-	1	1	-	-	-	-	-	-	-	3	1	4
Paola	-	-	1	1	1	-	-	-	-	-	-	1	-	5	-	-	-	-	-	-	-	8	1	9	
St. Luċija	-	-	-	1	2	2	-	1	-	-	-	3	-	1	-	-	1	1	-	-	-	-	7	5	12
Tarxien	-	-	-	1	1	1	-	-	-	-	1	3	-	2	-	-	-	-	-	-	-	-	7	2	9
Valetta	-	-	1	2	5	-	-	2	-	-	-	3	-	11	4	1	-	1	1	-	1	22	10	32	
Zabbar	-	-	-	2	-	-	-	-	-	-	-	1	1	3	2	-	-	-	1	-	-	-	4	6	10
<b>Western</b>	-	1	2	2	4	1	-	-	-	-	3	4	11	2	34	11	1	-	3	1	-	-	58	22	80
Attard	-	-	-	-	3	-	-	-	-	-	-	2	1	2	8	3	-	-	1	-	-	-	13	7	20
Balzan	-	1	2	1	1	1	-	-	-	-	2	-	4	-	11	2	-	-	-	-	-	-	20	5	25
Dingli	-	-	-	-	-	-	-	-	-	-	-	-	-	-	1	-	1	-	-	-	-	-	2	-	2
Iklin	-	-	-	-	-	-	-	-	-	-	-	-	-	-	1	2	-	-	-	-	-	-	1	2	3
Lija	-	-	-	-	-	-	-	-	-	-	1	-	1	-	-	-	-	-	-	-	-	-	2	-	2
Rabat	-	-	-	-	-	-	-	-	-	-	2	1	-	9	3	-	-	1	-	-	-	11	5	16	
Sigġiewi	-	-	-	1	-	-	-	-	-	-	-	-	1	-	2	1	-	-	-	1	-	-	3	3	6
Żebbuġ	-	-	-	-	-	-	-	-	-	-	-	-	3	-	2	-	-	-	1	-	-	-	6	-	6

## Methodological notes

1. The data contained in this release were obtained from the Faculty of Gerontology at the University of Malta and Ministry for Gozo.

2. The data published is to be considered as final and is not normally subject to revision.

## 3. NUTS classification

The Nomenclature of Territorial Units for Statistics (NUTS) is a common classification that is used to provide a single uniform breakdown of territorial units for the production of regional statistics with regard to the European Union. It was adopted on 26 May 2003 by means of a Regulation<sup>1</sup> of the European Parliament and of the Council.

<sup>1</sup> (EC) No. 1059/2003

### NUTS levels

Administrative area	I (National)	II (National)	III (Regional)	IV (District)	V (Locality)
<b>MALTA</b>	x	x	x	x	x
Malta			x		
Gozo & Comino			x		
Southern Harbour				x	
Northern Harbour				x	
South Eastern				x	
Western				x	
Northern				x	
Gozo & Comino				x	

### COMPOSITION OF DISTRICTS - NUTS level V

**Southern Harbour:** Valletta, Birgu, Isla, Bormla, Żabbar, Fgura, Floriana, Kalkara, Luqa, Marsa Paola, Santa Luċija, Tarxien, Xgħajra.

**Northern Harbour:** Qormi, B'Kara, Gżira, Ħamrun, Msida, Pembroke, Pieta, San Ġiljan, San Ġwann, Santa Venera, Sliema, Swieqi, Ta' Xbiex.

**South Eastern:** Żejtun, B'Bugia, Gudja, Għaxaq, Kirkop, M'Scala, M'Xlokk, Mqabba, Qrendi, Safi, Żurrieq.

**Western:** Mdina, Żebbuġ, Siġġiewi, Attard, Balzan, Dingli, Iklin, Lija, Rabat, Mtarfa.

**Northern:** Għargħur, Mellieħa, Mġarr, Mosta, Naxxar, San Pawl il-Baħar.

**Gozo and Comino:** Rabat, Fontana, G'Sielem & Comino, Għarb, Għasri, Kerċem, Munxar, Nadur, Qala, San Lawrenz, Sannat, Xagħra, Xewkija, Żebbuġ.