

News Release



Date: 13 October 2005
No. : 219/2005
Time of release: 11.00 hrs

Theme:
**Population and Social
Conditions**

Compiled by:

Survey and Methodology Unit
e-mail: research.nso@gov.mt
Tel: 25997309



27 November 2005

The monthly calendar of NSO News Releases may be consulted on the Office's website at www.nso.gov.mt

Social Aspects

Trends in Internet-browsing among students

Today, the National Statistics Office is publishing the results of its study on the use of the Internet by students. The study was carried out on two binaries: a survey among students between Year 4 (primary level) and Form 5 (secondary level), and an enquiry among parents and guardians. A total of 3,231 children from State, Church and Independent schools took part in the first enquiry, while 1,027 parents and guardians took part in the second enquiry. The following are some interesting snippets from the body of results.

- 94.7 per cent of students use a computer. In this, there is virtually equal gender distribution
- 79.1 per cent of students have access to the Internet. Students who have Internet access at home make up 68 per cent
- A typology of secondary students with home Internet access emerges from the survey:
 - Students in independent schools 97.9 per cent
 - Students in church schools 86.8 per cent
 - Students in State Junior Lyceums 77.3 per cent
- 60.9 per cent of students with Internet access browse the Internet alone
- 18 per cent of students with Internet access across primary and secondary levels spend 10 hours or more per week on the Internet at home
- The purpose for which students browse the Internet most is in order to find education-related information. This percentage emerges as 67.5 per cent of students with Internet access
- 52.3 per cent of students with Internet access chat on the Internet. Year 4 to Year 6 students (7-11 years old) who practise Internet chatting make up 36.4 per cent
- The majority of students who chat on the Internet do so for less than 2 hours per week. This percentage emerges as 40.8. On the other hand, 15.7 per cent said that they chat for 10 hours or more per week
- 25.6 per cent of students with Internet access browsed websites or chatrooms with violent graphic content
- 25.5 per cent of students with Internet access said that their parents or guardians do not show any interest in how they, the children, use the Internet
- 66.6 per cent of parents and guardians with Internet access at home do not know of the existence of Internet-filtering software ■

National Statistics Office
Library & Information Unit
Lascaris, Valletta CMR 02, Malta
Tel: (+356) 25997219
Fax: (+356) 25997205
e-mail: nso@gov.mt
<http://www.nso.gov.mt>

Chart 1. Place where Internet is mostly used by children according to their parents/guardians

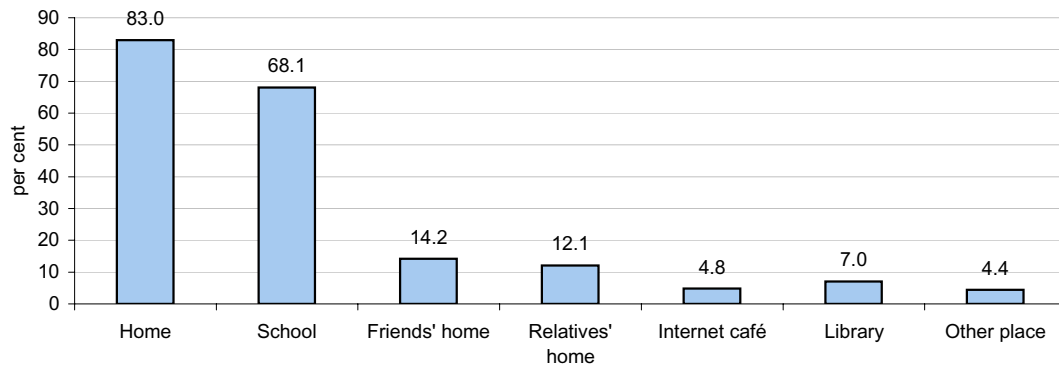
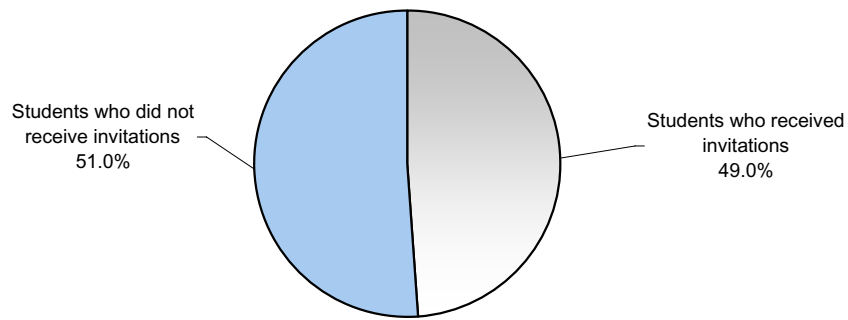
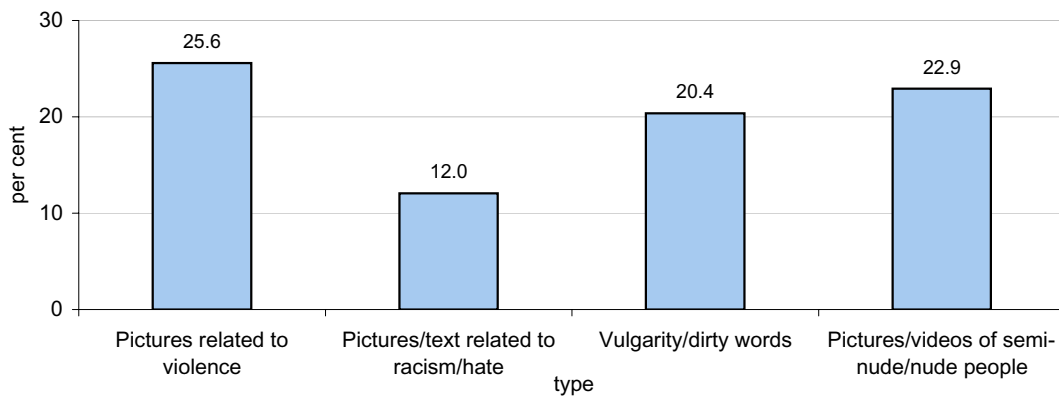


Chart 2. Invitations to meet made by strangers in chatrooms to students



Percentages relate to students who chat online

Chart 3. Exposure to online material related to violence, racism, vulgar language and nudity by type



Percentages relate to students with Internet access