

News Release



Date: 27 October 2005
No. : 229/2005
Time of release: 11.00 hrs

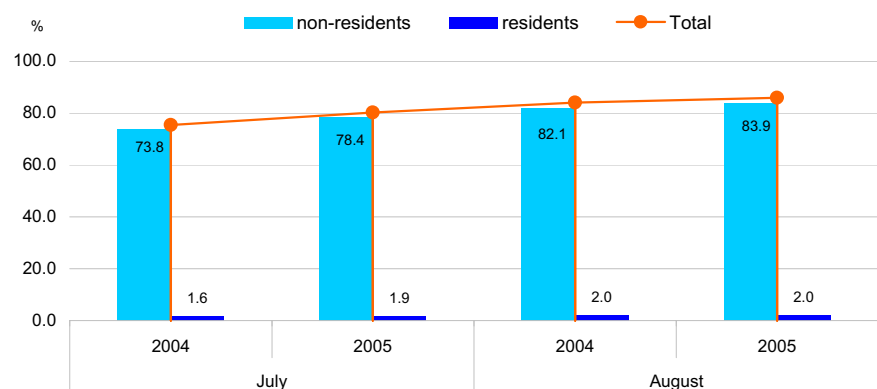
Tourism

Collective accommodation establishments: July-August 2005

Occupancy Trends

Occupancy trends during July and August 2005 reveal an overall increase in the net use of bed-places by type of accommodation when compared to the corresponding months in 2004. In the months under review a drop of 7.2 and 6.5 per cent respectively was registered in the supply of bed-places. Year-on-year the overall occupancy rate (net use) went up by 4.9 percentage points to 80.3 per cent in July 2005, and by 1.8 percentage points to 85.9 per cent in August 2005.

Chart 1. Net occupancy rates in collective accommodation establishments, July-August 2005



Theme:
Industry and Services

Compiled by:

Tourism Statistics Unit
e-mail: tourism.nso@gov.mt
Tel: 25997329



27 November 2005

The monthly calendar of NSO News Releases may be consulted on the Office's website at www.nso.gov.mt

Length of stay and nights spent

Total nights spent in collective accommodation establishments increased by 0.3 per cent to 952,198 in July 2005 and diminished by 3.9 per cent to 1,016,602 in August 2005 when compared to the corresponding months in 2004. Year-on-year, a drop in the average length of stay was registered in the months under review, from 7.3 to 6.7 nights in July 2005 and from 7.6 to 7.0 nights in August 2005.

Regional overview

Compared to the corresponding months a year ago, in July and August 2005 the net use of bed-places in the Malta region went up by 5.3 and 1.9 percentage points to 81.2 and 86.1 per cent respectively. On the other hand the average length of stay dropped from 7.5 to 6.8 nights and from 7.8 to 7.2 nights in July and August 2005.

In the Gozo and Comino region in 2005, a drop was recorded in the overall net use of bed places during the months under review, from 64.1 to 63.0 per cent in July and 82.1 to 80.6 per cent in August. In addition compared to last year, the average length of stay increased from 4.7 to 4.9 nights in July and decreased from 5.0 to 4.9 nights in August.

National Statistics Office
Library & Information Unit
Lascaris, Valletta CMR 02, Malta
Tel: (+356) 25997219
Fax: (+356) 25997205
e-mail: nso@gov.mt
<http://www.nso.gov.mt>

Chart 2. Net use of bed-places in collective accommodation establishments by residents and non-residents, at regional level*

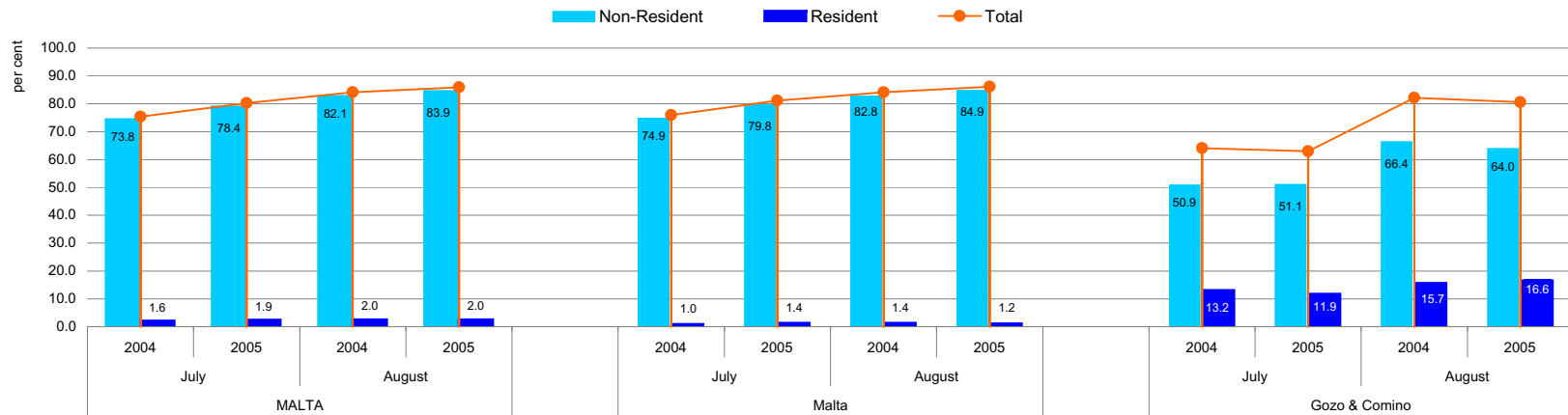


Table 1. Net use of bed-places by residents and non-residents classified by type of accommodation category - MALTA

	Non-residents				Residents				Total			
	July		August		July		August		July		August	
	2004	2005	2004	2005	2004	2005	2004	2005	2004	2005	2004	2005
Total	73.8	78.4	82.1	83.9	1.6	1.9	2.0	2.0	75.4	80.3	84.1	85.9
Hotel												
5-Star	57.2	71.1	74.4	85.1	4.0	4.6	3.9	4.8	61.2	75.7	78.3	89.9
4-Star	87.1	85.7	94.4	88.7	2.0	2.4	2.8	2.4	89.1	88.1	97.2	91.1
3-Star	78.1	83.4	85.5	90.3	0.3	0.3	0.5	0.4	78.4	83.7	86.0	90.7
2-Star	41.5	34.6	36.7	37.5	0.7	1.8	1.0	1.6	42.2	36.4	37.7	39.1
Aparthotel ⁽¹⁾	58.9	70.1	65.9	73.7	0.9	1.7	1.4	0.9	59.8	71.8	67.3	74.6
Guesthouse	26.5	27.7	37.8	34.2	0.7	0.3	4.3	7.3	27.2	28.0	42.1	41.5
Tourist Village												
Hostel	72.4	72.6	72.1	61.2	0.5	0.0	0.8	0.6	72.9	72.6	72.9	61.8

*see NUTS classification on page 10

⁽¹⁾ In order to safeguard the confidentiality of individual establishments, the data for Aparthotels and Tourist Villages are grouped together.

Table 2. Net use of bed-places by residents and non-residents classified by type of accommodation category - Malta

	Non-residents				Residents				Total			
	July		August		July		August		July		August	
	2004	2005	2004	2005	2004	2005	2004	2005	2004	2005	2004	2005
Total	74.9	79.8	82.8	84.9	1.0	1.4	1.4	1.2	75.9	81.2	84.2	86.1
Hotel												
5-Star	57.9	73.1	75.6	87.7	2.1	3.3	2.5	2.5	60.0	76.4	78.1	90.2
4-Star	89.1	88.0	95.6	89.9	1.5	1.7	2.0	1.6	90.6	89.7	97.6	91.5
3-Star	78.2	83.4	85.8	90.4	0.2	0.2	0.2	0.3	78.4	83.6	86.0	90.7
2-Star	41.5	34.6	36.7	37.5	0.7	1.8	1.1	1.6	42.2	36.4	37.8	39.1
Aparthotel ⁽¹⁾	59.1	70.5	66.1	74.6	0.8	1.6	1.3	0.5	59.9	72.1	67.4	75.1
Guesthouse	28.6	28.4	38.5	35.0	0.2	0.3	1.3	3.2	28.8	28.7	39.8	38.2
Tourist Village												
Hostel	73.5	73.3	73.0	61.7	0.5	0.0	0.8	0.6	74.0	73.3	73.8	62.3

3

Table 3. Net use of bed-places by residents and non-residents classified by type of accommodation category - Gozo & Comino

	Non-residents				Residents				Total			
	July		August		July		August		July		August	
	2004	2005	2004	2005	2004	2005	2004	2005	2004	2005	2004	2005
Total	50.9	51.1	66.4	64.0	13.2	11.9	15.7	16.6	64.1	63.0	82.1	80.6
Hotel												
5-Star	51.4	50.7	64.7	62.7	20.2	18.0	14.7	22.1	71.6	68.7	79.4	84.8
4-Star	51.2	48.3	73.6	70.2	12.2	13.8	16.9	14.9	63.4	62.1	90.5	85.1
3-Star												
2-Star	-	-	-	-	-	-	-	-	-	-	-	-
Aparthotel, Hostel & 3-Star Hotel ⁽²⁾	65.5	48.7	64.8	48.7	7.7	5.0	12.1	5.0	73.2	53.7	76.9	53.7
Guesthouse	15.8	25.3	34.9	30.9	2.8	0.2	18.5	22.3	18.6	25.5	53.4	53.2
Tourist Village	-	-	-	-	-	-	-	-	-	-	-	-

⁽¹⁾ In order to safeguard the confidentiality of individual establishments, the data for Aparthotels and Tourist Villages are grouped together.

⁽²⁾ In order to safeguard the confidentiality of individual establishments, net use of bed-places for Aparthotels, Hostels and 3-Star Hotels are grouped together.

Chart 3. Average length of stay in collective accommodation establishments by resident and non-resident arrivals, at regional level*

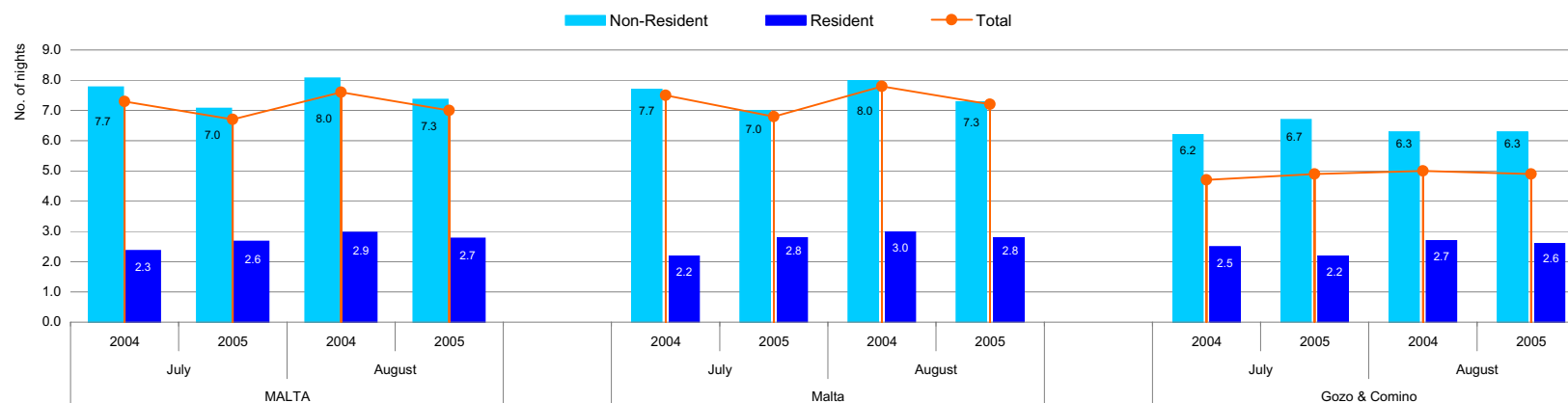


Table 4. Resident arrivals classified by type of accommodation category, at regional level*

	MALTA				Malta				Gozo & Comino			
	July		August		July		August		July		August	
	2004	2005	2004	2005	2004	2005	2004	2005	2004	2005	2004	2005
Total	8,477	8,584	9,020	8,551	5,541	5,590	5,742	4,895	2,936	2,994	3,278	3,656
Hotel												
5-Star	2,553	2,870	2,226	2,548	1,528	1,821	1,533	1,399	1,025	1,049	693	1,149
4-Star	4,817	4,977	5,273	4,419	3,217	3,295	3,308	2,754	1,600	1,682	1,965	1,665
3-Star	376	311	425	328								
2-Star	143	136	136	143	143	136	136	143	-	-	-	-
Aparthotel ⁽¹⁾	541	266	604	634								
Guesthouse	45	24	333	417	6	15	69	138	39	9	264	279
Tourist Village									-	-	-	-
Aparthotel, Hostel, Tourist Village, 3-Star ⁽²⁾	919	577	1,052	1,024	647	323	696	461	272	254	356	563
Hostel	2	-	23	62								

*see NUTS classification on page 10

⁽¹⁾ In order to safeguard the confidentiality of individual establishments, the data for Aparthotels and Tourist Villages are grouped together.

⁽²⁾ In order to safeguard the confidentiality of individual establishments, the data for Aparthotels, Hostels Tourist Villages and 3-Star Hotels are grouped together.

Table 5. Resident nights spent classified by type of accommodation category, at regional level*

	MALTA				Malta				Gozo & Comino			
	July		August		July		August		July		August	
	2004	2005	2004	2005	2004	2005	2004	2005	2004	2005	2004	2005
Total	19,600	22,279	25,914	23,269	12,324	15,608	17,156	13,768	7,276	6,671	8,758	9,501
Hotel												
5-Star	5,992	6,858	5,751	7,072	2,721	4,428	3,361	3,834	3,271	2,430	2,390	3,238
4-Star	10,077	10,941	14,006	10,885	6,857	7,370	9,564	6,980	3,220	3,571	4,442	3,905
3-Star	1,051	990	1,505	1,469								
2-Star	218	420	315	349	218	420	315	349	-	-	-	-
Aparthotel ⁽¹⁾	2,035	2,996	3,099	1,634								
Guesthouse	165	74	1,134	1,735	50	60	261	601	115	14	873	1,134
Tourist Village									-	-	-	-
Aparthotel, Hostel,												
Tourist Village, 3-Star ⁽²⁾	3,148	3,986	4,708	3,228	2,478	3,330	3,655	2,004	670	656	1,053	1,224
Hostel	62	-	104	125								

Table 6. Non-resident arrivals classified by type of collective accommodation, at regional level*

	MALTA				Malta				Gozo & Comino			
	July		August		July		August		July		August	
	2004	2005	2004	2005	2004	2005	2004	2005	2004	2005	2004	2005
Total	121,006	133,259	129,612	136,073	116,432	128,965	123,708	130,287	4,574	4,294	5,904	5,786
Hotel												
5-Star	16,688	24,979	17,258	15,610	15,301	23,878	15,458	14,195	1,387	1,101	1,800	1,415
4-Star	54,713	52,024	56,335	61,708	52,681	50,248	53,677	59,060	2,032	1,776	2,658	2,648
3-Star	30,694	36,995	35,619	39,897								
2-Star	2,357	1,944	2,338	2,226	2,357	1,944	2,338	2,226	-	-	-	-
Aparthotel ⁽¹⁾	14,971	14,806	15,806	13,922								
Guesthouse	935	1,032	1,651	1,530	847	850	1,330	1,197	88	182	321	333
Tourist Village									-	-	-	-
Aparthotel, Hostel,												
Tourist Village, 3-Star ⁽²⁾	46,313	53,280	52,030	54,999	45,246	52,045	50,905	53,609	1,067	1,235	1,125	1,390
Hostel	648	1,479	605	1,180								

*see NUTS classification on page 10

⁽¹⁾ In order to safeguard the confidentiality of individual establishments, the data for Aparthotels and Tourist Villages are grouped together.

⁽²⁾ In order to safeguard the confidentiality of individual establishments, the data for Aparthotels, Hostels Tourist Villages and 3-Star Hotels are grouped together.

Table 7. Non-resident nights spent classified by type of collective accommodation, at regional level*

	MALTA				Malta				Gozo & Comino			
	July		August		July		August		July		August	
	2004	2005	2004	2005	2004	2005	2004	2005	2004	2005	2004	2005
Total	929,476	929,919	1,031,689	993,333	901,332	901,153	994,547	956,742	28,144	28,766	37,142	36,591
Hotel												
5-Star	85,078	104,993	110,605	126,821	76,739	98,150	100,081	117,628	8,339	6,843	10,524	9,193
4-Star	429,489	393,556	468,658	408,511	416,024	381,028	449,308	390,049	13,465	12,528	19,350	18,462
3-Star	253,981	275,234	277,931	296,364								
2-Star	12,446	8,092	10,892	8,392	12,446	8,092	10,892	8,392	-	-	-	-
Aparthotel ⁽¹⁾	132,016	125,438	144,598	132,127								
Guesthouse	6,546	7,202	9,128	8,142	5,895	5,757	7,485	6,570	651	1,445	1,643	1,572
Tourist Village									-	-	-	-
Aparthotel, Hostel,												
Tourist Village, 3-Star ⁽²⁾	395,917	416,076	432,406	441,467	390,228	408,126	426,781	434,103	5,689	7,950	5,625	7,364
Hostel	9,920	15,404	9,877	12,976								

*see NUTS classification on page 10

⁽¹⁾ In order to safeguard the confidentiality of individual establishments, the data for Aparthotels and Tourist Villages are grouped together.

⁽²⁾ In order to safeguard the confidentiality of individual establishments, the data for Aparthotels, Hostels Tourist Villages and 3-Star Hotels are grouped together.

Table 8. Total arrivals classified by type of collective accommodation, at regional level*

	MALTA				Malta				Gozo & Comino			
	July		August		July		August		July		August	
	2004	2005	2004	2005	2004	2005	2004	2005	2004	2005	2004	2005
Total	129,483	141,843	138,632	144,624	121,973	134,555	129,450	135,182	7,510	7,288	9,182	9,442
Hotel												
5-Star	19,241	27,849	19,484	18,158	16,829	25,699	16,991	15,594	2,412	2,150	2,493	2,564
4-Star	59,530	57,001	61,608	66,127	55,898	53,543	56,985	61,814	3,632	3,458	4,623	4,313
3-Star	31,070	37,306	36,044	40,225								
2-Star	2,500	2,080	2,474	2,369	2,500	2,080	2,474	2,369	-	-	-	-
Aparthotel ⁽¹⁾	15,512	15,072	16,410	14,556								
Guesthouse	980	1,056	1,984	1,947	853	865	1,399	1,335	127	191	585	612
Tourist Village									-	-	-	-
Aparthotel, Hostel, Tourist Village, 3-Star ⁽²⁾	47,232	53,857	53,082	56,023	45,893	52,368	51,601	54,070	1,339	1,489	1,481	1,953
Hostel	650	1,479	628	1,242								

Table 9. Total nights spent classified by type of collective accommodation, at regional level*

	MALTA				Malta				Gozo & Comino			
	July		August		July		August		July		August	
	2004	2005	2004	2005	2004	2005	2004	2005	2004	2005	2004	2005
Total	949,076	952,198	1,057,603	1,016,602	913,656	916,761	1,011,703	970,510	35,420	35,437	45,900	46,092
Hotel												
5-Star	91,070	111,851	116,356	133,893	79,460	102,578	103,442	121,462	11,610	9,273	12,914	12,431
4-Star	439,566	404,497	482,664	419,396	422,881	388,398	458,872	397,029	16,685	16,099	23,792	22,367
3-Star	255,032	276,224	279,436	297,833								
2-Star	12,664	8,512	11,207	8,741	12,664	8,512	11,207	8,741	-	-	-	-
Aparthotel ⁽¹⁾	134,051	128,434	147,697	133,761								
Guesthouse	6,711	7,276	10,262	9,877	5,945	5,817	7,746	7,171	766	1,459	2,516	2,706
Tourist Village									-	-	-	-
Aparthotel, Hostel, Tourist Village, 3-Star ⁽²⁾	399,065	420,062	437,114	444,695	392,706	411,456	430,436	436,107	6,359	8,606	6,678	8,588
Hostel	9,982	15,404	9,981	13,101								

*see NUTS classification on page 10

⁽¹⁾ In order to safeguard the confidentiality of individual establishments, the data for Aparthotels and Tourist Villages are grouped together.

⁽²⁾ In order to safeguard the confidentiality of individual establishments, the data for Aparthotels, Hostels Tourist Villages and 3-Star Hotels are grouped together.

Table 10. Number of bedrooms and bed-places by hotel category and other type of accommodation for active and dormant accommodation establishments

REGIONAL LEVEL*	COLLECTIVE ACCOMODATION ESTABLISHMENTS	July 2004			July 2005			August 2004			August 2005		
		No. of establishments	No. of bedrooms	No. of bed-places	No. of establishments	No. of bedrooms	No. of bed-places	No. of establishments	No. of bedrooms	No. of bed-places	No. of establishments	No. of bedrooms	No. of bed-places
MALTA	Total	199	19,542	41,221	184	18,395	38,261	193	19,467	41,061	183	18,379	38,382
	Hotel	121	15,903	32,602	112	15,223	30,968						
	5-Star	13	2,508	4,796	13	2,489	4,764	13	2,508	4,798	13	2,508	4,802
	4-Star	46	7,724	15,984	40	7,249	14,809	45	7,768	16,095	40	7,198	14,845
	3-Star	47	5,121	10,749	47	5,111	10,641	47	5,132	10,742	46	5,105	10,659
	2-Star	15	550	1,073	12	374	754	15	528	1,063	12	385	769
	Aparthotel	33	2,102	5,348	31	2,132	5,170	31	2,025	5,178	31	2,132	5,184
	Tourist Village	4	907	1,918	1	300	600	4	907	1,900	1	300	600
	Guesthouse	36	419	911	34	395	839	33	388	843	34	406	839
	Hostel	5	211	442	6	345	684	5	211	442	6	345	684
Malta	Total	179	18,626	39,337	163	17,502	36,446	173	18,546	39,156	162	17,467	36,517
	Hotel	110	15,093	30,935	102	14,496	29,481						
	5-Star	10	2,255	4,273	10	2,281	4,329	10	2,255	4,273	10	2,281	4,329
	4-Star	40	7,275	15,056	35	6,838	13,973	39	7,319	15,167	35	6,787	13,997
	3-Star	45	5,013	10,533	45	5,003	10,425	45	5,024	10,526	44	4,997	10,443
	2-Star	15	550	1,073	12	374	754	15	528	1,063	12	385	769
	Aparthotel	32	2,072	5,292	29	2,062	5,034	30	1,995	5,122	29	2,062	5,048
	Tourist Village	4	907	1,918	1	300	600	4	907	1,900	1	300	600
	Guesthouse	29	347	758	26	303	655	26	311	671	26	314	655
	Hostel	4	207	434	5	341	676	4	207	434	5	341	676
Gozo & Comino	Total	20	916	1,884	21	893	1,815	20	921	1,905	21	912	1,865
	Hotel	11	810	1,667	10	727	1,487						
	5-Star	3	253	523	3	208	435	3	253	525	3	227	473
	4-Star	6	449	928	5	411	836	6	449	928	5	411	848
	3-Star	2	108	216	2	108	216	2	108	216	2	108	216
	2-Star	-	-	-	-	-	-	-	-	-	0	0	0
	Aparthotel	1	30	56	2	70	136	1	30	56	2	70	136
	Tourist Village	-	-	-	-	-	-	-	-	-	0	0	0
	Guesthouse	7	72	153	8	92	184	7	77	172	8	92	184
	Hostel	1	4	8	1	4	8	1	4	8	1	4	8

*see NUTS classification on page 10

Methodological Notes

Survey on collective accommodation establishments

1. The survey is distributed monthly to all collective accommodation establishments namely hotels, apart-hotels, guesthouses, tourist villages and hostels.
2. The objective of the survey is to estimate the utilization rate of bed-places of all collective accommodation establishments in Malta and Gozo as occupied by residents, giving an indication of domestic tourism, and non-residents. The variables collected f
 - Number of residents
 - Number of non-residents
 - Nights spent by residents
 - Nights spent by non-residents
 - Number of bedrooms
 - Number of bed-places
 - Number of days the establishment was closed during the month

The collection of the above variables and the calculation of occupancy levels satisfy sections A and B of EU directive 95/57/EC.

3. These statistics should be considered as current and subject to revision. A last and final revision is normally carried out after the lapse of one year from the reference month.
4. Definitions
 - *Residents* are Maltese/Goitan residents who check in (out) of a collective accommodation establishment. A person is considered to be resident in a country if the person:
 - (a) has lived for most of the past year or 12 months in that country;
 - (b) has lived in that country for a shorter period and intends to return within 12 months to live in that country.
 - *Non-residents* are foreigners who do not necessarily follow the definition of a tourist and check in (out) of a collective accommodation establishment.
 - *Domestic tourism* is the tourism of resident visitors within the economic territory of the country of residence.
 - *Total arrivals* are the number of residents and non-residents altogether.
 - *A night spent by residents / non-residents* is each night a guest actually spends (sleeps or stays) or is registered (his/her physical presence there being unnecessary) in a collective accommodation establishment.
 - *A bedroom* is the unit formed by one room or groups of rooms constituting an indivisible rental whole in an accommodation establishment or dwelling.
 - *A bed-place* in an establishment is determined by the number of persons who can stay overnight in the bed set up in the establishment, ignoring any extra beds that may be set up by customer request.
 - *Net use of bed-places* is the net occupancy rate calculated for all active accommodation establishments net of seasonal closures and other temporary closures for decoration, police order, etc.
 - *Gross use of bed-places* is the gross occupancy rate calculated for all active and dormant collective accommodation establishments.

Response Rate

July	89.6%
August	89.2%

NUTS classification

The Nomenclature of Territorial Units for Statistics (NUTS) is a common classification that is used to provide a single uniform breakdown of territorial units for the production of regional statistics with regard to the European Union. It was adopted on 26 May 2003 by means of a Regulation¹ of the European Parliament and of the Council.

¹ (EC) No. 1059/2003

NUTS levels					
Administrative area	I (National)	II (National)	III (Regional)	IV (District)	V (Locality)
MALTA	x	x	x	x	x
Malta			x		
Gozo & Comino			x		
Southern Harbour				x	
Northern Harbour				x	
South Eastern				x	
Western				x	
Northern				x	
Gozo & Comino				x	

COMPOSITION OF DISTRICTS - NUTS level V

- Southern Harbour:** Valletta, Birgu, Isla, Bormla, Żabbar, Fgura, Floriana, Kalkara, Luqa, Marsa Paola, Santa Luċija, Tarxien, Xgħajra.
- Northern Harbour:** Qormi, B'Kara, Gżira, Ħamrun, Msida, Pembroke, Pieta, San Ġiljan, San Ġwann, Santa Venera, Sliema, Swieqi, Ta' Xbiex.
- South Eastern:** Żejtun, B'Bugia, Gudja, Għaxaq, Kirkop, M'Scala, M'Xlokk, Mqabba, Qrendi, Safi, Żurrieq.
- Western:** Mdina, Żebbuġ, Siġġiewi, Attard, Balzan, Dingli, Iklin, Lija, Rabat, Mtarfa.
- Northern:** Għargħur, Mellieħa, Mgarr, Mosta, Naxxar, San Pawl il-Baħar.
- Gozo and Comino:** Rabat, Fontana, G'Sielem & Comino, Għarb, Għasri, Kerċem, Munxar, Nadur, Qala, San Lawrenz, Sannat, Xagħra, Xewkija, Żebbuġ.