

News Release



Date: 23 November 2005
No. : 249/2005
Time of release: 11.00 hrs

Agriculture

Livestock Slaughtering - September Quarter 2005

During the third quarter of 2005, the total meat production amounted to 3,769 tonnes, an increase of 388 tonnes (+11.5 per cent) over last years' corresponding period. Whereas pig meat and broiler meat production increased by 15.3 per cent and 9.3 per cent respectively, beef meat production dropped by 4.7 per cent.

While slight drops in the number of cattle and broiler slaughterings were recorded, an increase the volume of pigs slaughtered was registered. The number of cattle slaughterings dropped by 54 heads (-4.7 per cent) from 1,156 heads in September quarter 2004 to 1,102 heads in the same period this year. The number of broiler slaughterings dropped by 0.4 per cent, from 757,323 heads to 754,058 heads during the period in question. On the other hand, number of pigs slaughterings increased by 2,913 heads (+11.7 per cent) from 24,997 heads last year to 27,910 heads in September quarter this year.

The total producer value increased from Lm2.3 million in the third quarter of 2004 to Lm2.6 million in the same period this year, an increase of Lm0.3 million (+13.5 per cent). Subsidies received by the breeders are not included in the producer value.

The total producer value of bovines slaughtered increased by Lm22,191 (+6.5 per cent) from Lm342,835 in the second quarter of 2004 to Lm365,026 in September quarter this year. An increase of 15.3 per cent in the producer value of the swine industry was registered. This increased from Lm1,315,044 in September quarter 2004 to Lm1,515,988 in the third quarter this year. Also, there was an increase of Lm92,500 (+13.6 per cent) in the broiler industry as this increased from Lm679,930 in September quarter 2004 to Lm772,430 in the third quarter of 2005.

Comparing the first nine months of 2005 to the same period last year, the number of cattle and pig slaughterings increased by 12.3 per cent and 0.1 per cent respectively. On the other hand the number of broiler slaughterings dropped by 29.5 per cent. While the total carcass weight dropped by 1,172 tonnes (-9.7 per cent), from 12,124 tonnes to 10,952 tonnes, the producer value declined by Lm410,286 (-5.1 per cent), from Lm8,106,136 to Lm7,695,850.

During the period covered by this report, there was marginal activity in pig and cattle slaughtering at the Gozo abattoir as this is being refurbished, hence, regional data is irrelevant ■

Theme:
Agriculture and Fisheries

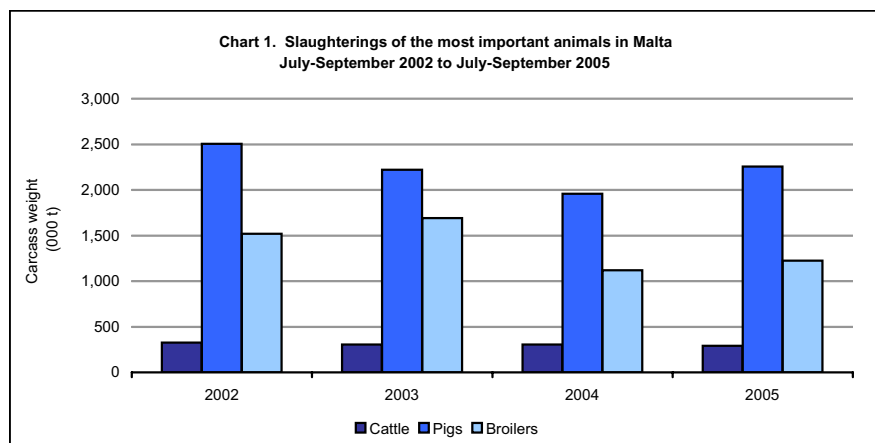
Compiled by:

Agriculture & Fisheries Unit
e-mail: agric.nso@gov.mt
Tel: 25997529



27 November 2005

The monthly calendar of NSO News Releases may be consulted on the Office's website at www.nso.gov.mt



National Statistics Office
Library & Information Unit
Lascaris, Valletta CMR 02, Malta
Tel: (+356) 25997219
Fax: (+356) 25997205
e-mail: nso@gov.mt
<http://www.nso.gov.mt>

Table 1. Slaughterings of cattle, pigs, and poultry at slaughterhouses in Malta

Description	2004			2005											
	January/September			July			August			September			January/September		
	Number of heads	Carcass weight	Producer value	Number of heads	Carcass weight	Producer value	Number of heads	Carcass weight	Producer value	Number of heads	Carcass weight	Producer value	Number of heads	Carcass weight	Producer value
Cattle	3,433	910,256	1,004,624	353	87,721	108,798	397	107,542	136,044	352	95,107	120,184	3,854	1,014,903	1,181,334
Pigs	77,750	6,231,103	4,187,301	8,923	725,583	487,592	9,951	804,016	540,299	9,036	726,336	488,098	77,863	6,452,497	4,336,078
Broilers	3,056,475	4,983,595	2,914,211	255,121	399,667	247,751	251,121	406,027	258,804	247,816	417,870	265,875	2,154,253	3,485,319	2,178,438
Total	-	12,124,954	8,106,136	-	1,212,971	844,141	-	1,317,585	935,147	-	1,239,313	874,157	-	10,952,719	7,695,850

Table 2. Slaughterings of cattle, pigs, and poultry at slaughterhouses in Malta

Description	2004			2005											
	January/September			July			August			September			January/September		
	Number of heads	Carcass weight	Producer value	Number of heads	Carcass weight	Producer value	Number of heads	Carcass weight	Producer value	Number of heads	Carcass weight	Producer value	Number of heads	Carcass weight	Producer value
Cattle	3,285	874,766	965,907	351	87,304	108,253	394	106,730	134,842	349	94,584	119,496	3,834	1,010,885	1,176,024
Pigs	75,819	6,073,075	4,081,106	8,923	725,583	487,592	9,949	803,817	540,165	9,033	725,896	487,802	77,849	6,450,926	4,335,022
Broilers	2,309,126	3,842,315	2,160,945												
Total	-	10,790,156	7,207,958	-			-			-			-		

Table 3. Slaughterings of cattle, pigs, and poultry at slaughterhouses in Gozo

Description	2004			2005											
	January/September			July			August			September			January/September		
	Number of heads	Carcass weight	Producer value	Number of heads	Carcass weight	Producer value	Number of heads	Carcass weight	Producer value	Number of heads	Carcass weight	Producer value	Number of heads	Carcass weight	Producer value
Cattle	148	35,490	38,717	2	417	544	3	812	1,202	3	523	687	20	4,018	5,310
Pigs	1,931	158,028	106,195	-	-	-	2	199	134	3	440	296	14	1,571	1,056
Broilers	747,349	1,141,280	753,266												
Total	-	1,334,798	898,178	-			-			-			-		

Table 4. Slaughterings of cattle, pigs, and poultry at slaughterhouses in Malta

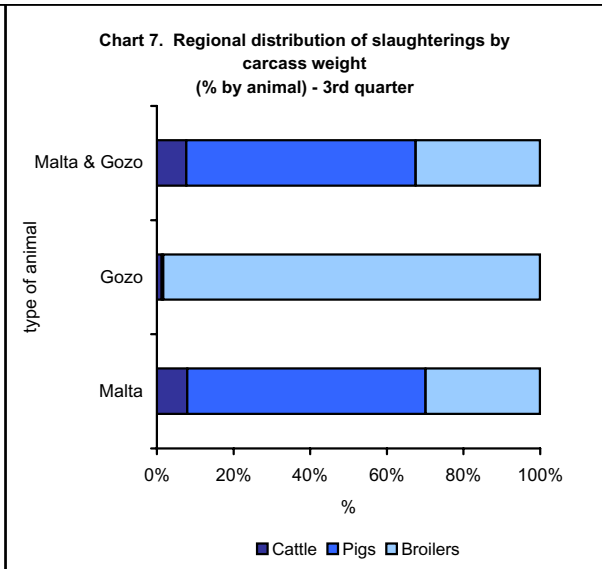
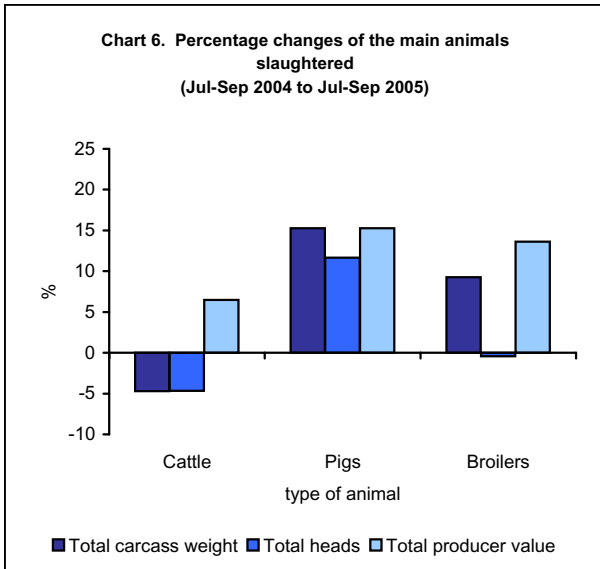
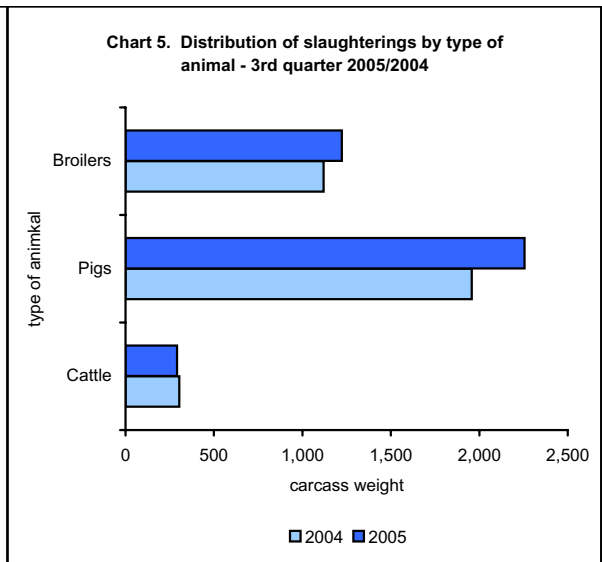
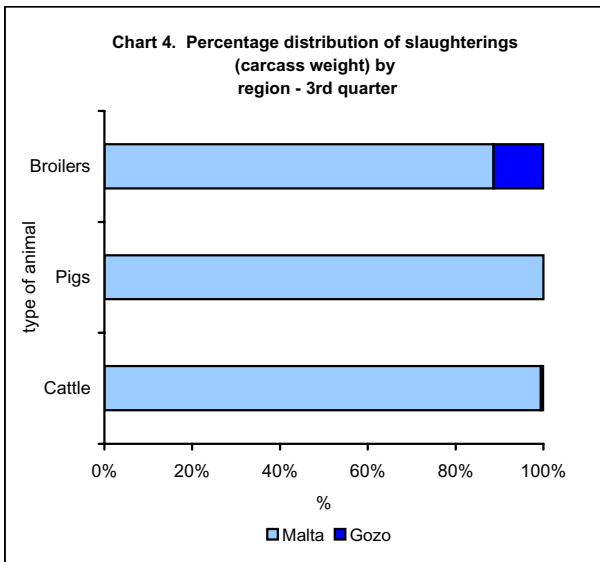
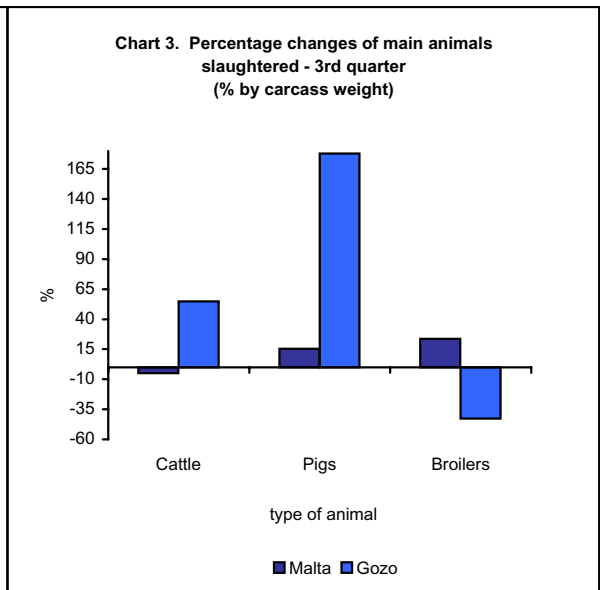
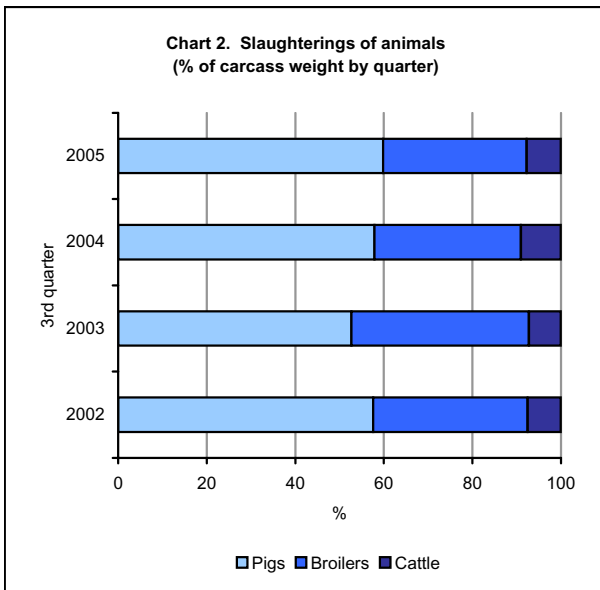
Description	3rd Quarter - 2002			3rd Quarter - 2003			3rd Quarter - 2004			3rd Quarter - 2005		
	Number of heads	Carcass weight	Producer value	Number of heads	Carcass weight	Producer value	Number of heads	Carcass weight	Producer value	Number of heads	Carcass weight	Producer value
Cattle	1,196	325,391	391,731	1,141	304,743	328,458	1,156	304,651	342,835	1,102	290,370	365,026
Pigs	31,108	2,505,510	1,859,088	28,124	2,222,696	1,493,652	24,997	1,956,910	1,315,044	27,910	2,255,935	1,515,988
Broilers	1,078,659	1,518,075	988,775	1,127,803	1,689,798	1,029,947	757,323	1,119,703	679,930	754,058	1,223,564	772,430
Total	-	4,348,976	3,239,594	-	4,217,237	2,852,057	-	3,381,264	2,337,808	-	3,769,869	2,653,444

Table 5. Slaughterings of cattle, pigs, and poultry at slaughterhouses in Malta

Description	3rd Quarter - 2002			3rd Quarter - 2003			3rd Quarter - 2004			3rd Quarter - 2005		
	Number of heads	Carcass weight	Producer value	Number of heads	Carcass weight	Producer value	Number of heads	Carcass weight	Producer value	Number of heads	Carcass weight	Producer value
Cattle	1,124	308,386	369,553	1,059	284,827	305,949	1,149	303,519	341,682	1,094	288,618	362,592
Pigs	29,276	2,356,819	1,748,760	26,694	2,106,275	1,415,417	24,994	1,956,680	1,314,889	27,905	2,255,296	1,515,559
Broilers	707,413	1,023,563	646,288	822,593	1,170,459	685,524	605,382	876,421	525,522			
Total	-	3,688,768	2,764,600	-	3,561,561	2,406,890	-	3,136,620	2,182,092	-		

Table 6. Slaughterings of cattle, pigs, and poultry at slaughterhouses in Gozo

Description	3rd Quarter - 2002			3rd Quarter - 2003			3rd Quarter - 2004			3rd Quarter - 2005		
	Number of heads	Carcass weight	Producer value	Number of heads	Carcass weight	Producer value	Number of heads	Carcass weight	Producer value	Number of heads	Carcass weight	Producer value
Cattle	72	17,005	22,178	82	19,916	22,509	7	1,132	1,153	8	1,752	2,434
Pigs	1,832	148,691	110,329	1,430	116,421	78,235	3	230	155	5	639	429
Broilers	371,246	494,512	342,487	305,210	519,339	344,423	151,941	243,282	154,408			
Total	-	660,208	474,994	-	655,676	445,167	-	244,644	155,716	-		



Methodological Notes

1. The compilation of animal slaughtering statistics is an important tool to monitor trends and developments within the animal husbandary sector of Maltese agriculture. The data on the slaughtering of livestock is compiled on a regional level. Monthly data for cattle and pig slaughtering is provided to the NSO by the Veterinary Services of the Ministry of Agriculture. Broilers slaughterings are provided by the private slaughter houses directly to the NSO, on a monthly basis. Data is not concluded until all returns are collected from all active slaughterhouses. No sampling is used in the process.
2. Slaughter houses provide data on number of heads slaughtered, the total carcass weight of the animals slaughtered and the monthly average carcass price per kilogram.
3. Broilers slaughtering in Gozo are not being published in this release in order to respect confidentiality.
4. The monthly average prices and carcass weight are used in the compilation of monthly output price and volume indices.
5. The data are compiled on a monthly basis but disseminated on a quarterly basis with reference to the three months that would have elapsed.
6. The producer value of meat production is the price obtained by the producer excluding any subsidies on the product.
7. The data in this release are final and are not, normally, subject to revision.
8. The data are published by the NSO and can be obtained directly from the NSO website <http://www.nso.gov.mt>