

# News Release



Date: 30 November 2005  
No. : 256/2005  
Time of release: 11.00 hrs

## Tourism

### Collective accommodation establishments: August - September 2005

#### Occupancy Trends

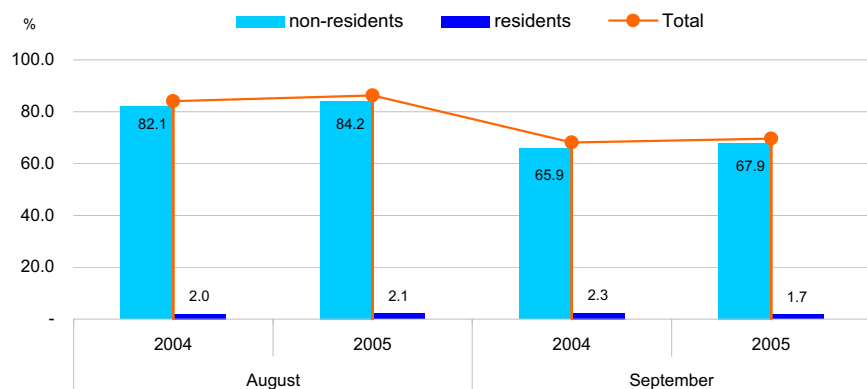
Occupancy trends during August and September 2005 reveal an overall increase in the net use of bed-places by type of accommodation when compared to the corresponding months in 2004. In the months under review a drop of 6.0 and 3.8 per cent respectively was registered in the supply of bed-places. Year-on-year the overall occupancy rate (net use) went up by 2.2 percentage points to 86.3 per cent in August 2005, and up by 1.4 percentage points to 69.6 per cent in September 2005.

Theme:  
Industry and Services

Compiled by:

Tourism Statistics Unit  
e-mail: [tourism.nso@gov.mt](mailto:tourism.nso@gov.mt)  
Tel: 25997329

Chart 1. Net occupancy rates in  
collective accommodation establishments, August-September 2005



#### Length of stay and nights spent

Total nights spent in collective accommodation establishments diminished by 2.8 per cent to 1,028,019 in August 2005 and by 1.1 per cent to 809,916 in September 2005 when compared to the corresponding months in 2004. Year-on-year, a drop in the average length of stay was registered in the months under review, from 7.6 to 7.0 nights in August 2005 and from 6.6 to 6.2 nights in September 2005.

#### Regional overview

Compared to the corresponding months a year ago, in August and September 2005 the net use of bed-places in the Malta region went up by 2.4 and 1.5 percentage points to 86.6 and 69.8 per cent respectively. On the other hand the average length of stay dropped from 7.8 to 7.1 nights and from 6.7 to 6.3 nights in August and September 2005.

In the Gozo and Comino region in 2005, a drop was recorded in the overall net use of bed-places during the months under review, from 82.1 to 80.3 per cent in August and 67.0 to 63.3 per cent in September. In addition, compared to last year, the average length of stay decreased from 5.0 to 4.8 nights in August and stood at 4.7 nights in September.



27 November 2005

The monthly calendar of NSO News Releases may be consulted on the Office's website at [www.nso.gov.mt](http://www.nso.gov.mt)

National Statistics Office  
Library & Information Unit  
Lascaris, Valletta CMR 02, Malta  
Tel: (+356) 25997219  
Fax: (+356) 25997205  
e-mail: [nso@gov.mt](mailto:nso@gov.mt)  
<http://www.nso.gov.mt>

Kindly indicate source when quoting from this release

Chart 2. Net use of bed-places in collective accommodation establishments by residents and non-residents, at regional level\*

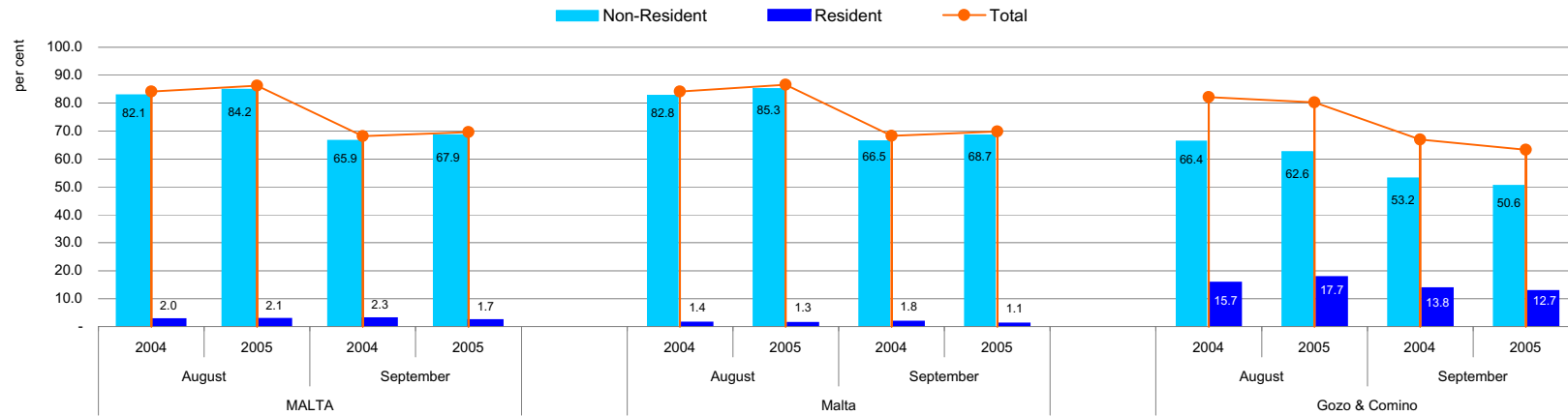


Table 1. Net use of bed-places by residents and non-residents classified by type of accommodation category - MALTA

	Non-residents				Residents				Total			
	August		September		August		September		August		September	
	2004	2005	2004	2005	2004	2005	2004	2005	2004	2005	2004	2005
<b>Total</b>	<b>82.1</b>	<b>84.2</b>	<b>65.9</b>	<b>67.9</b>	<b>2.0</b>	<b>2.1</b>	<b>2.3</b>	<b>1.7</b>	<b>84.1</b>	<b>86.3</b>	<b>68.2</b>	<b>69.6</b>
Hotel												
5-Star	74.4	85.2	66.4	69.1	3.9	4.8	4.5	4.1	78.3	90.0	70.9	73.2
4-Star	94.4	90.9	80.0	77.9	2.8	2.5	2.6	1.9	97.2	93.4	82.6	79.8
3-Star	85.5	88.1	63.8	64.5	0.5	0.8	0.4	0.6	86.0	88.9	64.2	65.1
2-Star	36.7	35.0	28.9	31.4	1.0	1.6	0.9	0.6	37.7	36.6	29.8	32.0
Aparthotel <sup>(1)</sup>	65.9	74.4	49.2	61.3	1.4	1.0	3.2	0.7	67.3	75.4	52.4	62.0
Guesthouse	37.8	34.3	24.6	41.1	4.3	7.6	2.1	4.4	42.1	41.9	26.7	45.5
Tourist Village												
Hostel	72.1	61.2	39.6	28.1	0.8	0.6	0.5	-	72.9	61.8	40.1	28.1

\*see NUTS classification on page 10

<sup>(1)</sup> In order to safeguard the confidentiality of individual establishments, the data for Aparthotels and Tourist Villages are grouped together.

Table 2. Net use of bed-places by residents and non-residents classified by type of accommodation category - Malta

	Non-residents				Residents				Total			
	August		September		August		September		August		September	
	2004	2005	2004	2005	2004	2005	2004	2005	2004	2005	2004	2005
<b>Total</b>	<b>82.8</b>	<b>85.3</b>	<b>66.5</b>	<b>68.7</b>	<b>1.4</b>	<b>1.3</b>	<b>1.8</b>	<b>1.1</b>	<b>84.2</b>	<b>86.6</b>	<b>68.3</b>	<b>69.8</b>
Hotel												
5-Star	75.6	87.7	67.8	71.3	2.5	2.9	3.0	2.7	78.1	90.6	70.8	74.0
4-Star	95.6	92.2	81.3	79.0	2.0	1.7	2.0	1.5	97.6	93.9	83.3	80.5
3-Star	85.8	88.3	63.9	64.7	0.2	0.5	0.2	0.4	86.0	88.8	64.1	65.1
2-Star	36.7	35.0	28.9	31.4	1.1	1.6	0.9	0.6	37.8	36.6	29.8	32.0
Aparthotel <sup>(1)</sup>	66.1	75.4	49.3	62.2	1.3	0.6	3.1	0.3	67.4	76.0	52.4	62.5
Guesthouse	38.5	35.2	23.5	42.9	1.3	3.5	1.1	1.9	39.8	38.7	24.6	44.8
Tourist Village												
Hostel	73.0	61.7	40.0	28.3	0.8	0.6	0.5	-	73.8	62.3	40.5	28.3

3

Table 3. Net use of bed-places by residents and non-residents classified by type of accommodation category - Gozo & Comino

	Non-residents				Residents				Total			
	August		September		August		September		August		September	
	2004	2005	2004	2005	2004	2005	2004	2005	2004	2005	2004	2005
<b>Total</b>	<b>66.4</b>	<b>62.6</b>	<b>53.2</b>	<b>50.6</b>	<b>15.7</b>	<b>17.7</b>	<b>13.8</b>	<b>12.7</b>	<b>82.1</b>	<b>80.3</b>	<b>67.0</b>	<b>63.3</b>
Hotel												
5-Star	64.7	62.7	54.9	49.5	14.7	22.1	17.5	16.5	79.4	84.8	72.4	66.0
4-Star	73.6	70.2	56.9	58.8	16.9	14.9	13.2	8.9	90.5	85.1	70.1	67.7
3-Star												
2-Star												
Aparthotel, Hostel & 3-Star Hotel <sup>(2)</sup>	64.8	58.8	52.2	41.0	12.1	16.7	12.6	15.0	76.9	75.5	64.8	56.0
Guesthouse	34.9	31.0	29.2	33.1	18.5	22.5	6.4	15.3	53.4	53.5	35.6	48.4
Tourist Village												

<sup>(1)</sup> In order to safeguard the confidentiality of individual establishments, the data for Aparthotels and Tourist Villages are grouped together.

<sup>(2)</sup> In order to safeguard the confidentiality of individual establishments, net use of bed-places for Aparthotels, Hostels and 3-Star Hotels are grouped together.

Chart 3. Average length of stay in collective accommodation establishments by resident and non-resident arrivals, at regional level\*

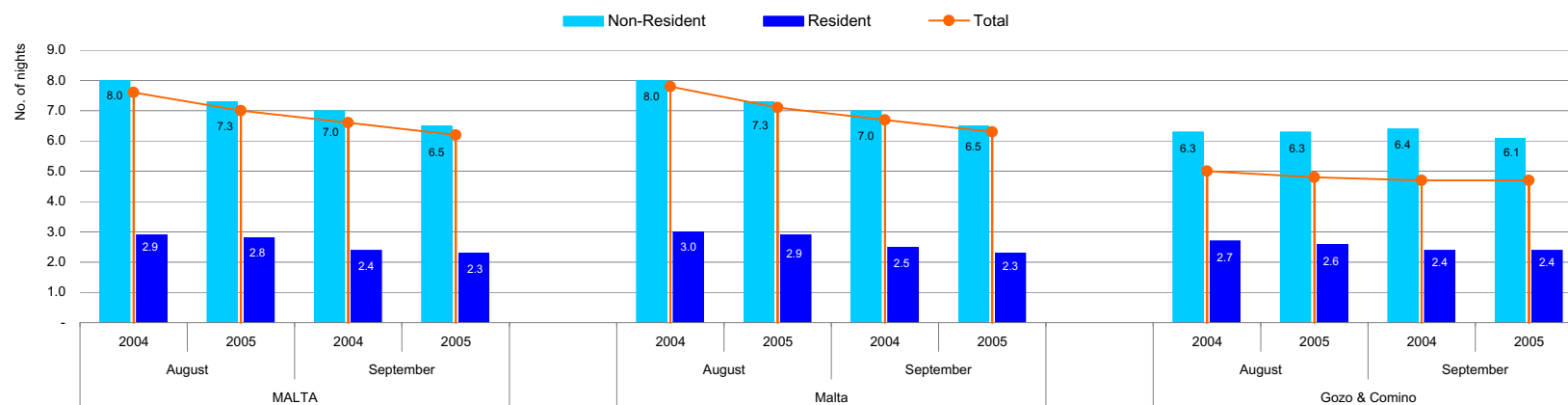


Table 4. Resident arrivals classified by type of accommodation category, at regional level\*

	MALTA				Malta				Gozo & Comino			
	August		September		August		September		August		September	
	2004	2005	2004	2005	2004	2005	2004	2005	2004	2005	2004	2005
<b>Total</b>	<b>9,020</b>	<b>9,027</b>	<b>11,390</b>	<b>8,279</b>	<b>5,742</b>	<b>5,178</b>	<b>8,280</b>	<b>5,340</b>	<b>3,278</b>	<b>3,849</b>	<b>3,110</b>	<b>2,939</b>
Hotel												
5-Star	2,226	2,548	2,457	2,397	1,533	1,399	1,659	1,470	693	1,149	798	927
4-Star	5,273	4,475	5,385	4,326	3,308	2,810	3,894	3,173	1,965	1,665	1,491	1,153
3-Star	425	610	797	739								
2-Star	136	158	147	96	136	158	147	96	-	-	-	-
Aparthotel <sup>(1)</sup>	604	772	2,397	374	518	401	2,317	142				
Guesthouse	333	402	205	347	69	123	76	108	264	279	129	239
Tourist Village												
Aparthotel, Hostel, Tourist Village, 3-Star <sup>(2)</sup>									356	756	692	620
Hostel	23	62	2	-	23	62	2	-				

\*see NUTS classification on page 10

<sup>(1)</sup> In order to safeguard the confidentiality of individual establishments, the data for Aparthotels and Tourist Villages are grouped together

<sup>(2)</sup> In order to safeguard the confidentiality of individual establishments, the data for Aparthotels, Hostels Tourist Villages and 3-Star Hotels are grouped together

Table 5. Resident nights spent classified by type of accommodation category, at regional level\*

	MALTA				Malta				Gozo & Comino			
	August		September		August		September		August		September	
	2004	2005	2004	2005	2004	2005	2004	2005	2004	2005	2004	2005
<b>Total</b>	<b>25,914</b>	<b>25,266</b>	<b>27,750</b>	<b>19,223</b>	<b>17,156</b>	<b>15,121</b>	<b>20,329</b>	<b>12,178</b>	<b>8,758</b>	<b>10,145</b>	<b>7,421</b>	<b>7,045</b>
Hotel												
5-Star	5,751	7,072	6,539	5,892	3,361	3,834	3,795	3,519	2,390	3,238	2,744	2,373
4-Star	14,006	11,422	12,268	8,658	9,564	7,517	8,941	6,384	4,442	3,905	3,327	2,274
3-Star	1,505	2,633	1,297	2,159								
2-Star	315	371	249	129	315	371	249	129	-	-	-	-
Aparthotel <sup>(1)</sup>	3,099	1,874	6,829	1,213	2,839	1,071	6,587	476				
Guesthouse	1,134	1769	508	1,172	261	626	216	396	873	1,143	292	776
Tourist Village												
Aparthotel, Hostel, Tourist Village, 3-Star <sup>(2)</sup>									1,053	1,859	1,058	1,622
Hostel	104	125	60	-	104	125	60	-				

Table 6. Non-resident arrivals classified by type of collective accommodation, at regional level\*

	MALTA				Malta				Gozo & Comino			
	August		September		August		September		August		September	
	2004	2005	2004	2005	2004	2005	2004	2005	2004	2005	2004	2005
<b>Total</b>	<b>129,612</b>	<b>138,154</b>	<b>113,101</b>	<b>122,146</b>	<b>123,708</b>	<b>132,468</b>	<b>108,599</b>	<b>117,539</b>	<b>5,904</b>	<b>5,686</b>	<b>4,502</b>	<b>4,607</b>
Hotel												
5-Star	17,258	15,610	16,961	17,760	15,458	14,195	15,374	16,518	1,800	1,415	1,587	1,242
4-Star	56,335	61,439	49,465	56,369	53,677	58,791	47,407	54,088	2,658	2,648	2,058	2,281
3-Star	35,619	42,171	29,963	32,903								
2-Star	2,338	2,113	1,882	1,829	2,338	2,113	1,882	1,829	-	-	-	-
Aparthotel <sup>(1)</sup>	15,806	14,175	13,161	11,481	15,491	13,666	12,874	11,162				
Guesthouse	1,651	1,466	1,219	1,084	1,330	1,136	966	849	321	330	253	235
Tourist Village												
Aparthotel, Hostel, Tourist Village, 3-Star <sup>(2)</sup>									1,125	1,293	604	849
Hostel	605	1,180	450	720	582	1,166	428	710				

\*see NUTS classification on page 10

<sup>(1)</sup> In order to safeguard the confidentiality of individual establishments, the data for Aparthotels and Tourist Villages are grouped together

<sup>(2)</sup> In order to safeguard the confidentiality of individual establishments, the data for Aparthotels, Hostels Tourist Villages and 3-Star Hotels are grouped together

Table 7. Non-resident nights spent classified by type of collective accommodation, at regional level\*

	MALTA				Malta				Gozo & Comino			
	August		September		August		September		August		September	
	2004	2005	2004	2005	2004	2005	2004	2005	2004	2005	2004	2005
<b>Total</b>	<b>1,031,689</b>	<b>1,002,753</b>	<b>791,266</b>	<b>790,693</b>	<b>994,547</b>	<b>966,957</b>	<b>762,625</b>	<b>762,514</b>	<b>37,142</b>	<b>35,796</b>	<b>28,641</b>	<b>28,179</b>
Hotel												
5-Star	110,605	126,821	95,561	98,532	100,081	117,628	86,945	91,417	10,524	9,193	8,616	7,115
4-Star	468,658	418,495	371,269	347,052	449,308	400,033	356,958	332,093	19,350	18,462	14,311	14,959
3-Star	277,931	295,000	200,370	215,123								
2-Star	10,892	8,093	8,332	6,967	10,892	8,093	8,332	6,967	-	-	-	-
Aparthotel <sup>(1)</sup>	144,598	133,445	104,570	106,294	143,846	132,000	103,965	105,393				
Guesthouse	9,128	7,923	5,912	10,838	7,485	6,348	4,580	9,158	1,643	1,575	1,332	1,680
Tourist Village												
Aparthotel, Hostel, Tourist Village, 3-Star <sup>(2)</sup>									5,625	6,566	4,382	4,425
Hostel	9,877	12,976	5,252	5,887	9,822	12,934	5,204	5,856				

\*see NUTS classification on page 10

<sup>(1)</sup> In order to safeguard the confidentiality of individual establishments, the data for Aparthotels and Tourist Villages are grouped together

<sup>(2)</sup> In order to safeguard the confidentiality of individual establishments, the data for Aparthotels, Hostels Tourist Villages and 3-Star Hotels are grouped together

Table 8. Total arrivals classified by type of collective accommodation, at regional level\*

	MALTA				Malta				Gozo & Comino			
	August		September		August		September		August		September	
	2004	2005	2004	2005	2004	2005	2004	2005	2004	2005	2004	2005
<b>Total</b>	<b>138,632</b>	<b>147,181</b>	<b>124,491</b>	<b>130,425</b>	<b>129,450</b>	<b>137,646</b>	<b>116,879</b>	<b>122,879</b>	<b>9,182</b>	<b>9,535</b>	<b>7,612</b>	<b>7,546</b>
Hotel												
5-Star	19,484	18,158	19,418	20,157	16,991	15,594	17,033	17,988	2,493	2,564	2,385	2,169
4-Star	61,608	65,914	54,850	60,695	56,985	61,601	51,301	57,261	4,623	4,313	3,549	3,434
3-Star	36,044	42,781	30,760	33,642								
2-Star	2,474	2,271	2,029	1,925	2,474	2,271	2,029	1,925	-	-	-	-
Aparthotel <sup>(1)</sup>	16,410	14,947	15,558	11,855	16,009	14,067	15,191	11,304				
Guesthouse	1,984	1,868	1,424	1,431	1,399	1,259	1,042	957	585	609	382	474
Tourist Village												
Aparthotel, Hostel, Tourist Village, 3-Star <sup>(2)</sup>									1,481	2,049	1,296	1,469
Hostel	628	1,242	452	720	605	1,228	430	710				

Table 9. Total nights spent classified by type of collective accommodation, at regional level\*

	MALTA				Malta				Gozo & Comino			
	August		September		August		September		August		September	
	2004	2005	2004	2005	2004	2005	2004	2005	2004	2005	2004	2005
<b>Total</b>	<b>1,057,603</b>	<b>1,028,019</b>	<b>819,016</b>	<b>809,916</b>	<b>1,011,703</b>	<b>982,078</b>	<b>782,954</b>	<b>774,692</b>	<b>45,900</b>	<b>45,941</b>	<b>36,062</b>	<b>35,224</b>
Hotel												
5-Star	116,356	133,893	102,100	104,424	103,442	121,462	90,740	94,936	12,914	12,431	11,360	9,488
4-Star	482,664	429,917	383,537	355,710	458,872	407,550	365,899	338,477	23,792	22,367	17,638	17,233
3-Star	279,436	297,633	201,667	217,282								
2-Star	11,207	8,464	8,581	7,096	11,207	8,464	8,581	7,096	-	-	-	-
Aparthotel <sup>(1)</sup>	147,697	135,319	111,399	107,507	146,685	133,071	110,552	105,869				
Guesthouse	10,262	9,692	6,420	12,010	7,746	6,974	4,796	9,554	2,516	2,718	1,624	2,456
Tourist Village												
Aparthotel, Hostel, Tourist Village, 3-Star <sup>(2)</sup>									6,678	8,425	5,440	6,047
Hostel	9,981	13,101	5,312	5,887	9,926	13,059	5,264	5,856				

\*see NUTS classification on page 10

<sup>(1)</sup> In order to safeguard the confidentiality of individual establishments, the data for Aparthotels and Tourist Villages are grouped together.

<sup>(2)</sup> In order to safeguard the confidentiality of individual establishments, the data for Aparthotels, Hostels Tourist Villages and 3-Star Hotels are grouped together.

Table 10. Number of bedrooms and bed-places by hotel category and other type of accommodation for active and dormant accommodation establishments

REGIONAL LEVEL*	COLLECTIVE ACCOMODATION ESTABLISHMENTS	August 2004			August 2005			September 2004			September 2005		
		No. of establishments	No. of bedrooms	No. of bed-places	No. of establishments	No. of bedrooms	No. of bed-places	No. of establishments	No. of bedrooms	No. of bed-places	No. of establishments	No. of bedrooms	No. of bed-places
MALTA	<b>Total</b>	<b>193</b>	<b>19,467</b>	<b>41,061</b>	<b>182</b>	<b>18,419</b>	<b>38,596</b>	<b>192</b>	<b>19,243</b>	<b>40,471</b>	<b>183</b>	<b>18,647</b>	<b>38,927</b>
	Hotel												
	5-Star	13	2,508	4,798	13	2,508	4,802	13	2,508	4,796	13	2,511	4,754
	4-Star	45	7,768	16,095	40	7,193	14,847	44	7,496	15,545	40	7,262	14,855
	3-Star	47	5,132	10,742	46	5,153	10,874	46	5,090	10,663	47	5,291	11,123
	2-Star	15	528	1,063	12	383	793	15	531	1,067	12	373	788
	Aparthotel	31	2,025	5,178	31	2,144	5,184	31	2,106	5,185	31	2,144	5,184
	Tourist Village	4	907	1,900	1	300	600	4	907	1,900	1	300	600
	Guesthouse	33	388	843	33	393	812	34	394	873	33	436	925
Hostel	5	211	442	6	345	684	5	211	442	6	330	698	
Malta	<b>Total</b>	<b>173</b>	<b>18,546</b>	<b>39,156</b>	<b>162</b>	<b>17,517</b>	<b>36,751</b>	<b>172</b>	<b>18,327</b>	<b>38,578</b>	<b>163</b>	<b>17,732</b>	<b>37,071</b>
	Hotel												
	5-Star	10	2,255	4,273	10	2,281	4,329	10	2,255	4,273	10	2,281	4,275
	4-Star	39	7,319	15,167	35	6,782	13,999	38	7,052	14,627	35	6,841	14,007
	3-Star	45	5,024	10,526	44	5,045	10,658	44	4,982	10,447	45	5,183	10,907
	2-Star	15	528	1,063	12	383	793	15	531	1,067	12	373	788
	Aparthotel	30	1,995	5,122	29	2,074	5,048	30	2,076	5,129	29	2,074	5,048
	Tourist Village	4	907	1,900	1	300	600	4	907	1,900	1	300	600
	Guesthouse	26	311	671	26	311	648	27	317	701	26	354	756
Hostel	4	207	434	5	341	676	4	207	434	5	326	690	
Gozo & Comino	<b>Total</b>	<b>20</b>	<b>921</b>	<b>1,905</b>	<b>20</b>	<b>902</b>	<b>1,845</b>	<b>20</b>	<b>916</b>	<b>1,893</b>	<b>20</b>	<b>915</b>	<b>1,856</b>
	Hotel												
	5-Star	3	253	525	3	227	473	3	253	523	3	230	479
	4-Star	6	449	928	5	411	848	6	444	918	5	421	848
	3-Star	2	108	216	2	108	216	2	108	216	2	108	216
	2-Star	-	-	-	-	-	-	-	-	-	-	-	-
	Aparthotel	1	30	56	2	70	136	1	30	56	2	70	136
	Tourist Village	-	-	-	-	-	-	-	-	-	-	-	-
	Guesthouse	7	77	172	7	82	164	7	77	172	7	82	169
Hostel	1	4	8	1	4	8	1	4	8	1	4	8	

\*see NUTS classification on page 10



## Methodological Notes

### Survey on collective accommodation establishments

1. The survey is distributed monthly to all collective accommodation establishments namely hotels, apart-hotels, guesthouses, tourist villages and hostels.
2. The objective of the survey is to estimate the utilization rate of bed-places of all collective accommodation establishments in Malta and Gozo as occupied by residents, giving an indication of domestic tourism, and non-residents. The variables collected f
  - Number of residents
  - Number of non-residents
  - Nights spent by residents
  - Nights spent by non-residents
  - Number of bedrooms
  - Number of bed-places
  - Number of days the establishment was closed during the month

The collection of the above variables and the calculation of occupancy levels satisfy sections A and B of EU directive 95/57/EC.

3. These statistics should be considered as current and subject to revision. A last and final revision is normally carried out after the lapse of one year from the reference month.
4. Definitions
  - *Residents* are Maltese/Gozitan residents who check in (out) of a collective accommodation establishment. A person is considered to be resident in a country if the person:
    - (a) has lived for most of the past year or 12 months in that country;
    - (b) has lived in that country for a shorter period and intends to return within 12 months to live in that country.
  - *Non-residents* are foreigners who do not necessarily follow the definition of a tourist and check in (out) of a collective accommodation establishment.
  - *Domestic tourism* is the tourism of resident visitors within the economic territory of the country of residence.
  - *Total arrivals* are the number of residents and non-residents altogether.
  - *A night spent by residents / non-residents* is each night a guest actually spends (sleeps or stays) or is registered (his/her physical presence there being unnecessary) in a collective accommodation establishment.
  - *A bedroom* is the unit formed by one room or groups of rooms constituting an indivisible rental whole in an accommodation establishment or dwelling.
  - *A bed-place* in an establishment is determined by the number of persons who can stay overnight in the bed set up in the establishment, ignoring any extra beds that may be set up by customer request.
  - *Net use of bed-places* is the net occupancy rate calculated for all active accommodation establishments net of seasonal closures and other temporary closures for decoration, police order, etc.
  - *Gross use of bed-places* is the gross occupancy rate calculated for all active and dormant collective accommodation establishments.

### Response Rate

August	93.3%
September	92.2%

## NUTS classification

The Nomenclature of Territorial Units for Statistics (NUTS) is a common classification that is used to provide a single uniform breakdown of territorial units for the production of regional statistics with regard to the European Union. It was adopted on 26 May 2003 by means of a Regulation<sup>1</sup> of the European Parliament and of the Council.

<sup>1</sup> (EC) No. 1059/2003

### NUTS levels

Administrative area	I (National)	II (National)	III (Regional)	IV (District)	V (Locality)
<b>MALTA</b>	x	x	x	x	x
Malta			x		
Gozo & Comino			x		
Southern Harbour				x	
Northern Harbour				x	
South Eastern				x	
Western				x	
Northern				x	
Gozo & Comino				x	

### COMPOSITION OF DISTRICTS - NUTS level V

**Southern Harbour:** Valletta, Birgu, Isla, Bormla, Żabbar, Fgura, Floriana, Kalkara, Luqa, Marsa Paola, Santa Luċġja, Tarxien, Xgħajra.

**Northern Harbour:** Qormi, B'Kara, Gżira, Hamrun, Msida, Pembroke, Pieta, San Ġiljan, San Ġwann, Santa Venera, Sliema, Swieqi, Ta' Xbiex.

**South Eastern:** Żejtun, B'Bugia, Gudja, Għaxaq, Kirkop, M'Scala, M'Xlokk, Mqabba, Qrendi, Safi, Żurrieq.

**Western:** Mdina, Żebbuġ, Siġġiewi, Attard, Balzan, Dingli, Iklin, Lija, Rabat, Mtarfa.

**Northern:** Għargħur, Mellieħa, Mġarr, Mosta, Naxxar, San Pawl il-Baħar.

**Gozo and Comino:** Rabat, Fontana, G'Sielem & Comino, Għarb, Għasri, Kerċem, Munxar, Nadur, Qala, San Lawrenz, Sannat, Xagħra, Xewkija, Żebbuġ.