

# News Release



Date: 16 December 2005  
No. : 271/2005  
Time of release: 11.00 hrs

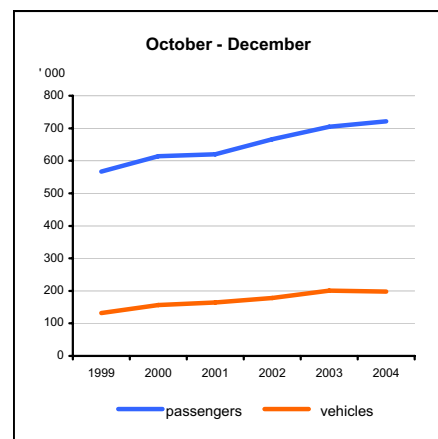
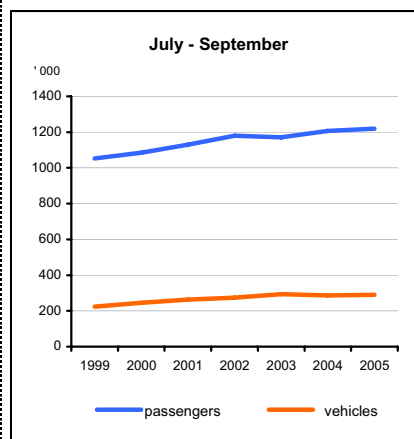
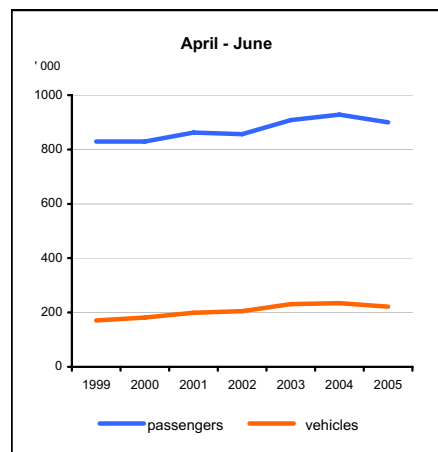
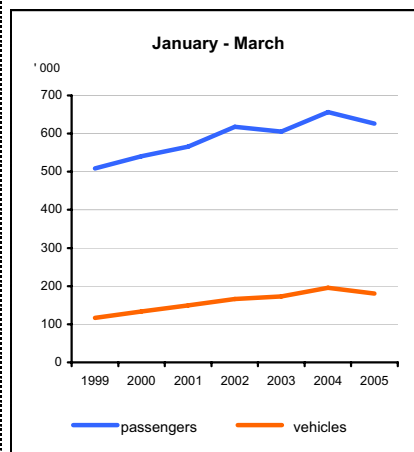
## Transport

### Sea transport between Malta and Gozo: July-September 2005

During the third quarter of 2005, 1,219,075 passengers used the Malta-Gozo ferries to cross from one island to the other; an increase of 11,976 passengers or 1.0 per cent over the same period the year before. The total number of passenger vehicles carried by the ferries increased by 3,171 to 289,632 a increase of 1.1 per cent over the corresponding period in 2004. In the quarter under review, 5,562 trips were made between Malta and Gozo; a drop of 26 or 0.5 per cent over the same period the year before. The M.V. Malita carried 525,692 passengers or 43.1 per cent of the total passengers in this period. The other two Gozo Channel ferries M.V. Ta' Pinu and M.V. Gaudos carried 383,639 and 309,744 passengers respectively ■

Theme: Transport

### Quarterly total vehicles and passengers 1999 - 2005



Compiled by:

Transport Statistics Unit  
e-mail: [transport.nso@gov.mt](mailto:transport.nso@gov.mt)  
Tel: 25997659

The monthly calendar of NSO News Releases may be consulted on the Office's website at [www.nso.gov.mt](http://www.nso.gov.mt)

National Statistics Office  
Library & Information Unit  
Lascaris, Valletta CMR 02, Malta  
Tel: (+356) 25997219  
Fax: (+356) 25997205  
e-mail: [nso@gov.mt](mailto:nso@gov.mt)  
<http://www.nso.gov.mt>

**Table 1. Sea Transport between Malta and Gozo**

Year	Trips	Passenger vehicles	Cargo vehicles	Total vehicles	Total passengers
<b>2000</b>					
January-March	4,578	133,145	4,825	137,970	540,198
April-June	5,547	181,487	5,251	186,738	828,949
July-September	6,806	245,398	5,916	251,314	1,084,970
October-December	4,999	156,591	5,169	161,760	614,399
<b>Total</b>	<b>21,930</b>	<b>716,621</b>	<b>21,161</b>	<b>737,782</b>	<b>3,068,516</b>
<b>2001</b>					
January-March	4,506	149,505	4,985	154,490	565,939
April-June	5,441	199,400	5,405	204,805	862,555
July-September	6,795	262,588	5,783	268,371	1,129,517
October-December	5,014	163,899	5,155	169,054	620,102
<b>Total</b>	<b>21,756</b>	<b>775,392</b>	<b>21,328</b>	<b>796,720</b>	<b>3,178,113</b>
<b>2002</b>					
January-March	4,602	166,425	4,676	171,101	616,707
April-June	4,656	204,757	5,170	209,927	856,287
July-September	5,670	274,718	5,904	280,622	1,180,524
October-December	4,423	178,195	5,068	183,263	666,222
<b>Total</b>	<b>19,351</b>	<b>824,095</b>	<b>20,818</b>	<b>844,913</b>	<b>3,319,740</b>
<b>2003</b>					
January-March	4,298	173,242	n/a	n/a	605,036
April-June	4,769	231,201	n/a	n/a	908,402
July-September	5,623	293,599	n/a	n/a	1,169,993
October-December	4,166	201,179	n/a	n/a	704,671
<b>Total</b>	<b>18,856</b>	<b>899,221</b>	<b>n/a</b>	<b>n/a</b>	<b>3,388,102</b>
<b>2004</b>					
January-March	4,470	195,552	n/a	n/a	656,446
April-June	4,504	234,135	n/a	n/a	927,583
July-September	5,588	286,461	n/a	n/a	1,207,099
October-December	4,264	197,976	n/a	n/a	721,272
<b>Total</b>	<b>18,826</b>	<b>914,124</b>	<b>n/a</b>	<b>n/a</b>	<b>3,512,400</b>
<b>2005</b>					
January-March	4,238	180,357	n/a	n/a	625,998
April-June	4,472	220,910	n/a	n/a	899,959
July-September	5,562	289,632	n/a	n/a	1,219,075

Source: Gozo Channel

The passenger and vehicle numbers as reported are on a single way basis, meaning that passengers and vehicles are counted on both their departure and return trips.

**Table 2. Sea Transport between Malta and Gozo**

	Jul-Sep 2003	Jul-Sep 2004	Absolute Change	% Change	Jul-Sep 2004	Jul-Sep 2005	Absolute Change	% Change
Trips	5,623	5,588	-35	-0.62	5,588	5,562	-26	-0.47
Passenger vehicles	293,599	286,461	-7,138	-2.43	286,461	289,632	3,171	1.11
Total passengers	1,169,993	1,207,099	37,106	3.17	1,207,099	1,219,075	11,976	0.99

**Methodological Notes**

1. The data in this release are compiled from administrative information provided by the Gozo Channel Co. Ltd.
2. The data are full and are not normally subject to revision.