

News Release



Date: 27 December 2005
No. : 276/2005
Time of release: 11.00 hrs

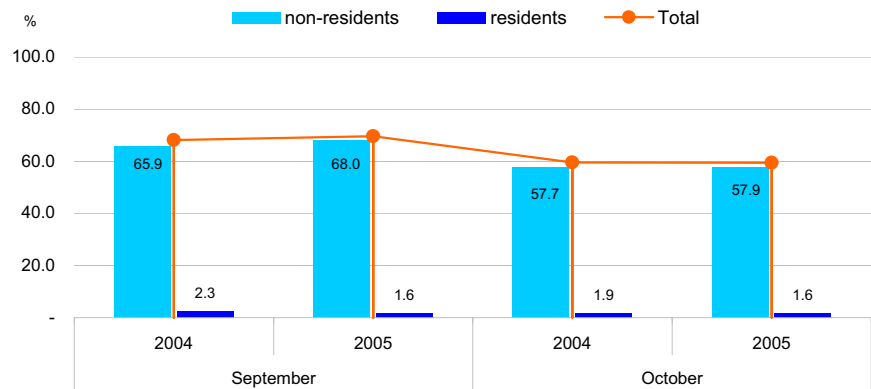
Tourism

Collective accommodation establishments: October 2005

Occupancy Trends

Occupancy trends during October 2005 reveal a minor drop in the overall net use of bed-places when compared to the corresponding month in 2004. Compared to the same month a year ago, a drop of 3.2 per cent in the overall supply of bed-places was registered. However, despite the recorded drop, year-on-year the overall occupancy rate (net use) went down by 0.1 percentage points to 59.5 per cent in October 2005.

Chart 1. Net occupancy rates in collective accommodation establishments, September - October



Theme:
Industry and Services

Length of stay and nights spent

Total nights spent in collective accommodation establishments diminished by 2.5 per cent to 721,416 in October 2005 when compared to the corresponding month in 2004. Year-on-year, in October 2005, the recorded average length of stay in collective accommodation establishments remained unchanged at 6.7 nights.

Regional overview

Accounting for 95.3 per cent of the national bed-stock, the overall supply of bed-places in the Malta region stood at 37,591 beds, a decrease of 3.5 per cent when compared to last year. Compared to the corresponding month a year ago, in October 2005 the net use of bed-places in the Malta region went up by 0.5 percentage points to 60.2 per cent. On the other hand, compared to October 2004, the average length of stay remained unchanged at 6.8 nights.

In the Gozo and Comino region, a drop was recorded in the overall net use of bed-places during the October period, from 58.7 to 47.0 per cent. This downward trend was attributable both to a drop in the total nights spent in collective accommodation establishments and also to an increase of 3.4 per cent in the overall supply of bed-places, the latter reaching a total of 1,856 beds. Compared to last year, the average length of stay decreased from 4.6 to 4.3 nights ■

The monthly calendar of NSO News Releases may be consulted on the Office's website at www.nso.gov.mt

National Statistics Office
Library & Information Unit
Lascaris, Valletta CMR 02, Malta
Tel: (+356) 25997219
Fax: (+356) 25997205
e-mail: nso@gov.mt
<http://www.nso.gov.mt>

Chart 2. Net use of bed-places in collective accommodation establishments by residents and non-residents, at regional level*

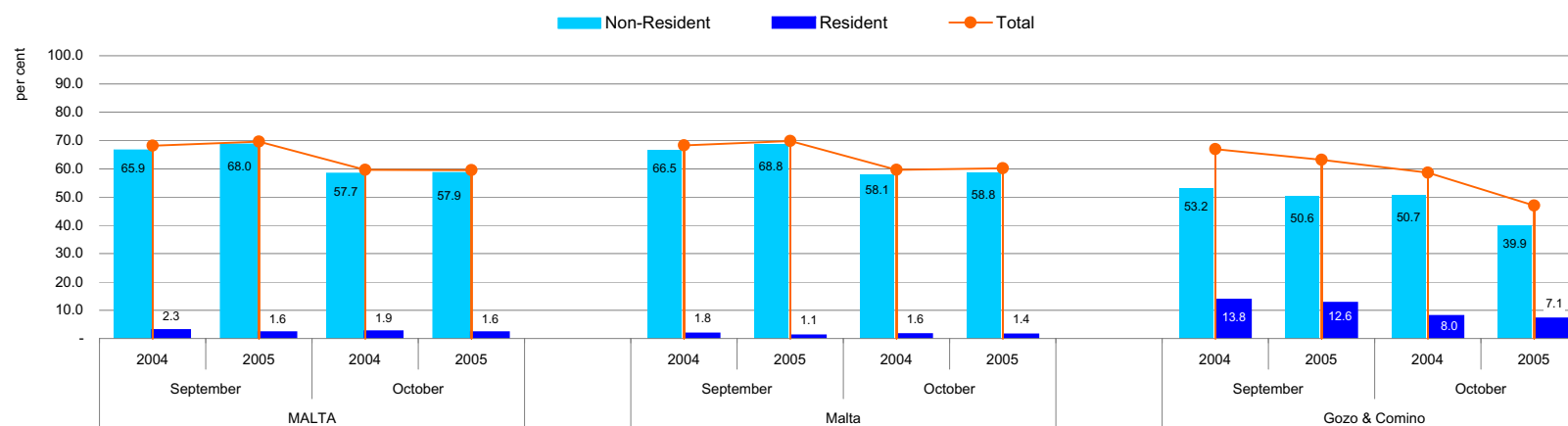


Table 1. Net use of bed-places by residents and non-residents classified by type of accommodation category - MALTA

	Non-residents				Residents				Total			
	September		October		September		October		September		October	
	2004	2005	2004	2005	2004	2005	2004	2005	2004	2005	2004	2005
Total	65.9	68.0	57.7	57.9	2.3	1.6	1.9	1.6	68.2	69.6	59.6	59.5
Hotel												
5-Star	66.4	69.1	60.6	58.3	4.5	4.1	2.5	3.5	70.9	73.2	63.1	61.8
4-Star	80.0	77.9	69.9	70.5	2.6	1.9	2.5	2.1	82.6	79.8	72.4	72.6
3-Star	63.8	64.4	57.1	51.4	0.4	0.6	1.0	0.8	64.2	65.0	58.1	52.2
2-Star	28.9	32.2	21.2	31.2	0.9	0.6	0.9	0.4	29.8	32.8	22.1	31.6
Aparthotel ⁽¹⁾	49.2	61.3	41.8	47.8	3.2	0.7	2.0	0.9	52.4	62.0	43.8	48.7
Guesthouse	24.6	41.0	19.1	14.3	2.1	4.0	0.4	0.3	26.7	45.0	19.5	14.6
Tourist Village												
Hostel	39.6	31.1	37.9	45.1	0.5	-	0.3	-	40.1	31.1	38.2	45.1

*see NUTS classification on page 10

⁽¹⁾ In order to safeguard the confidentiality of individual establishments, the data for Aparthotels and Tourist Villages are grouped together.

Table 2. Net use of bed-places by residents and non-residents classified by type of accommodation category - Malta

	Non-residents				Residents				Total			
	September		October		September		October		September		October	
	2004	2005	2004	2005	2004	2005	2004	2005	2004	2005	2004	2005
Total	66.5	68.8	58.1	58.8	1.8	1.1	1.6	1.4	68.3	69.9	59.7	60.2
Hotel												
5-Star	67.8	71.3	61.4	59.5	3.0	2.7	1.9	2.9	70.8	74.0	63.3	62.4
4-Star	81.3	79.0	70.7	72.1	2.0	1.5	2.2	1.8	83.3	80.5	72.9	73.9
3-Star	63.9	64.6	57.4	51.7	0.2	0.4	0.7	0.7	64.1	65.0	58.1	52.4
2-Star	28.9	32.2	21.2	31.2	0.9	0.6	0.9	0.4	29.8	32.8	22.1	31.6
Aparthotel ⁽¹⁾	49.3	62.2	41.9	48.5	3.1	0.3	1.9	0.7	52.4	62.5	43.9	49.2
Guesthouse	23.5	43.0	17.6	14.0	1.1	1.1	0.3	0.4	24.6	44.1	17.9	14.4
Tourist Village												
Hostel	40.0	31.3	38.1	45.4	0.5	-	0.3	-	40.5	31.3	38.4	45.4

3

Table 3. Net use of bed-places by residents and non-residents classified by type of accommodation category - Gozo & Comino

	Non-residents				Residents				Total			
	September		October		September		October		September		October	
	2004	2005	2004	2005	2004	2005	2004	2005	2004	2005	2004	2005
Total	53.2	50.6	50.7	39.9	13.8	12.6	8.0	7.1	67.0	63.2	58.7	47.0
Hotel												
5-Star	54.9	49.5	54.4	46.0	17.5	16.5	7.4	9.2	72.4	66.0	61.8	55.2
4-Star	56.9	58.8	55.0	45.1	13.2	8.9	8.0	7.2	70.1	67.7	63.0	52.3
3-Star												
2-Star	-	-	-	-	-	-	-	-	-	-	-	-
Aparthotel, Hostel & 3-Star Hotel ⁽²⁾	52.2	41.0	42.2	29.7	12.6	15.0	12.4	7.0	64.8	56.0	54.6	36.7
Guesthouse	29.2	33.1	28.9	15.2	6.4	15.1	0.7	0.2	35.6	48.2	29.6	15.4
Tourist Village												

⁽¹⁾ In order to safeguard the confidentiality of individual establishments, the data for Aparthotels and Tourist Villages are grouped together.

⁽²⁾ In order to safeguard the confidentiality of individual establishments, net use of bed-places for Aparthotels, Hostels and 3-Star Hotels are grouped together.

Chart 3. Average length of stay in collective accommodation establishments by resident and non-resident arrivals, at regional level*

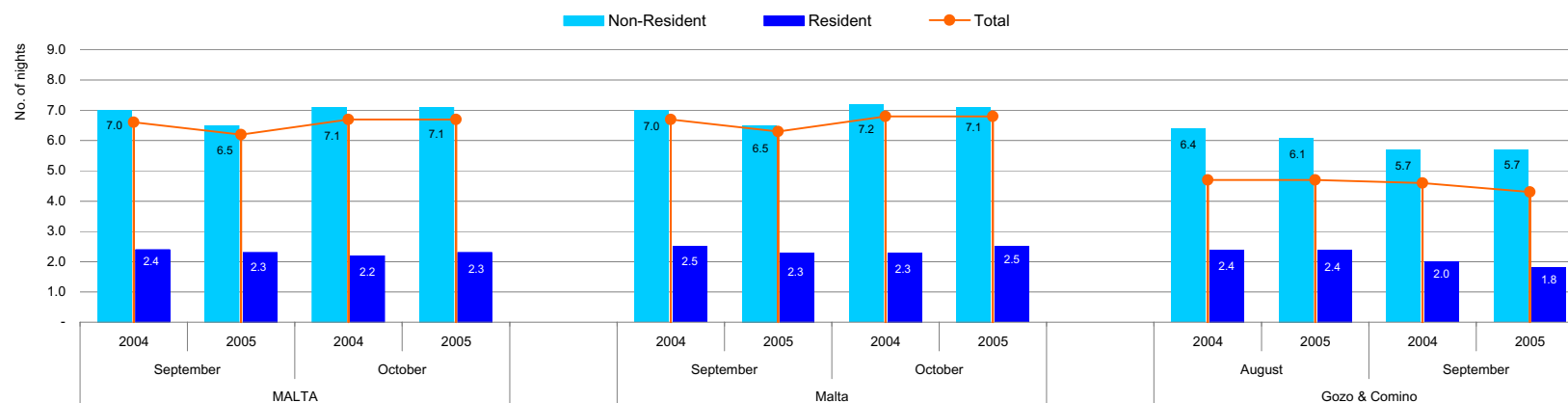


Table 4. Resident arrivals classified by type of accommodation category, at regional level*

	MALTA				Malta				Gozo & Comino			
	September		October		September		October		September		October	
	2004	2005	2004	2005	2004	2005	2004	2005	2004	2005	2004	2005
Total	11,390	8,223	10,657	8,660	8,280	5,286	8,635	6,457	3,110	2,937	2,022	2,203
Hotel												
5-Star	2,457	2,397	1,800	2,363	1,659	1,470	1,273	1,737	798	927	527	626
4-Star	5,385	4,326	5,784	4,438	3,894	3,173	4,749	3,265	1,491	1,153	1,035	1,173
3-Star	797	737	1,252	1,034								
2-Star	147	96	146	57	147	96	146	57	-	-	-	-
Aparthotel ⁽¹⁾	2,397	374	1,652	751	2,317	142	1,602	599				
Guesthouse	205	293	21	17	76	56	7	13	129	237	14	4
Tourist Village												
Aparthotel, Hostel, Tourist Village, 3-Star ⁽²⁾									692	620	446	400
Hostel	2	-	2	-	2	-	2	-				

*see NUTS classification on page 10

⁽¹⁾ In order to safeguard the confidentiality of individual establishments, the data for Aparthotels and Tourist Villages are grouped together

⁽²⁾ In order to safeguard the confidentiality of individual establishments, the data for Aparthotels, Hostels Tourist Villages and 3-Star Hotels are grouped together

Table 5. Resident nights spent classified by type of accommodation category, at regional level*

	MALTA				Malta				Gozo & Comino			
	September		October		September		October		September		October	
	2004	2005	2004	2005	2004	2005	2004	2005	2004	2005	2004	2005
Total	27,750	19,044	23,684	19,940	20,329	12,007	19,544	15,896	7,421	7,037	4,140	4,044
Hotel												
5-Star	6,539	5,892	3,767	5,921	3,795	3,519	2,565	4,552	2,744	2,373	1,202	1,369
4-Star	12,268	8,658	11,922	9,481	8,941	6,384	10,091	7,590	3,327	2,274	1,831	1,891
3-Star	1,297	2,159	3,078	2,801								
2-Star	249	129	292	93	249	129	292	93	-	-	-	-
Aparthotel ⁽¹⁾	6,829	1,213	4,488	1,576	6,587	476	4,340	1,259				
Guesthouse	508	993	75	68	216	225	46	60	292	768	29	8
Tourist Village												
Aparthotel, Hostel, Tourist Village, 3-Star ⁽²⁾	60	-	62	-	60	-	62	-	1,058	1,622	1,078	776
Hostel	60	-	62	-	60	-	62	-				

Table 6. Non-resident arrivals classified by type of collective accommodation, at regional level*

	MALTA				Malta				Gozo & Comino			
	September		October		September		October		September		October	
	2004	2005	2004	2005	2004	2005	2004	2005	2004	2005	2004	2005
Total	113,101	122,187	100,211	99,105	108,599	117,580	95,630	95,125	4,502	4,607	4,581	3,980
Hotel												
5-Star	16,961	17,760	17,605	19,123	15,374	16,518	15,540	17,933	1,587	1,242	2,065	1,190
4-Star	49,465	56,369	45,407	45,093	47,407	54,088	43,765	43,056	2,058	2,281	1,642	2,037
3-Star	29,963	32,937	23,398	21,962								
2-Star	1,882	1,829	1,945	1,754	1,882	1,829	1,945	1,754	-	-	-	-
Aparthotel ⁽¹⁾	13,161	11,481	10,493	9,849	12,874	11,162	10,318	9,625				
Guesthouse	1,219	1,073	758	616	966	838	582	511	253	235	176	105
Tourist Village												
Aparthotel, Hostel, Tourist Village, 3-Star ⁽²⁾	450	738	605	708	428	728	585	690	604	849	698	648
Hostel	450	738	605	708	428	728	585	690				

*see NUTS classification on page 10

⁽¹⁾ In order to safeguard the confidentiality of individual establishments, the data for Aparthotels and Tourist Villages are grouped together

⁽²⁾ In order to safeguard the confidentiality of individual establishments, the data for Aparthotels, Hostels Tourist Villages and 3-Star Hotels are grouped together

Table 7. Non-resident nights spent classified by type of collective accommodation, at regional level*

	MALTA				Malta				Gozo & Comino			
	September		October		September		October		September		October	
	2004	2005	2004	2005	2004	2005	2004	2005	2004	2005	2004	2005
Total	791,266	790,647	716,141	701,476	762,625	762,468	689,961	678,776	28,641	28,179	26,180	22,700
Hotel												
5-Star	95,561	98,532	90,107	99,179	86,945	91,417	81,290	92,323	8,616	7,115	8,817	6,856
4-Star	371,269	347,053	331,230	321,978	356,958	332,094	318,657	310,131	14,311	14,959	12,573	11,847
3-Star	200,370	214,991	180,673	174,835								
2-Star	8,332	7,147	6,927	7,077	8,332	7,147	6,927	7,077	-	-	-	-
Aparthotel ⁽¹⁾	104,570	106,295	95,222	85,679	103,965	105,394	94,727	84,907				
Guesthouse	5,912	10,257	3,969	3,050	4,580	8,577	2,841	2,350	1,332	1,680	1,128	700
Tourist Village												
Aparthotel, Hostel, Tourist Village, 3-Star ⁽²⁾									4,382	4,425	3,662	3,297
Hostel	5,252	6,372	8,013	9,678	5,204	6,341	7,964	9,650				

*see NUTS classification on page 10

⁽¹⁾ In order to safeguard the confidentiality of individual establishments, the data for Aparthotels and Tourist Villages are grouped together

⁽²⁾ In order to safeguard the confidentiality of individual establishments, the data for Aparthotels, Hostels Tourist Villages and 3-Star Hotels are grouped together

Table 8. Total arrivals classified by type of collective accommodation, at regional level*

	MALTA				Malta				Gozo & Comino			
	September		October		September		October		September		October	
	2004	2005	2004	2005	2004	2005	2004	2005	2004	2005	2004	2005
Total	124,491	130,410	110,868	107,765	116,879	122,866	104,265	101,582	7,612	7,544	6,603	6,183
5-Star	19,418	20,157	19,405	21,486	17,033	17,988	16,813	19,670	2,385	2,169	2,592	1,816
4-Star	54,850	60,695	51,191	49,531	51,301	57,261	48,514	46,321	3,549	3,434	2,677	3,210
3-Star	30,760	33,674	24,650	22,996								
2-Star	2,029	1,925	2,091	1,811	2,029	1,925	2,091	1,811				
Aparthotel ⁽¹⁾	15,558	11,855	12,145	10,600	15,191	11,304	11,920	10,224				
Guesthouse	1,424	1,366	779	633	1,042	894	589	524	382	472	190	109
Tourist Village												
Aparthotel, Hostel, Tourist Village, 3-Star ⁽²⁾									1,296	1,469	1,144	1,048
Hostel	452	738	607	708	430	728	587	690				

Table 9. Total nights spent classified by type of collective accommodation, at regional level*

	MALTA				Malta				Gozo & Comino			
	September		October		September		October		September		October	
	2004	2005	2004	2005	2004	2005	2004	2005	2004	2005	2004	2005
Total	819,016	809,691	739,825	721,416	782,954	774,475	709,505	694,672	36,062	35,216	30,320	26,744
Hotel												
5-Star	102,100	104,424	93,874	105,100	90,740	94,936	83,855	96,875	11,360	9,488	10,019	8,225
4-Star	383,537	355,711	343,152	331,459	365,899	338,478	328,748	317,721	17,638	17,233	14,404	13,738
3-Star	201,667	217,150	183,751	177,636								
2-Star	8,581	7,276	7,219	7,170	8,581	7,276	7,219	7,170	-	-	-	-
Aparthotel ⁽¹⁾	111,399	107,508	99,710	87,255	110,552	105,870	99,067	86,166				
Guesthouse	6,420	11,250	4,044	3,118	4,796	8,802	2,887	2,410	1,624	2,448	1,157	708
Tourist Village												
Aparthotel, Hostel, Tourist Village, 3-Star ⁽²⁾									5,440	6,047	4,740	4,073
Hostel	5,312	6,372	8,075	9,678	5,264	6,341	8,026	9,650				

*see NUTS classification on page 10

⁽¹⁾ In order to safeguard the confidentiality of individual establishments, the data for Aparthotels and Tourist Villages are grouped together.

⁽²⁾ In order to safeguard the confidentiality of individual establishments, the data for Aparthotels, Hostels Tourist Villages and 3-Star Hotels are grouped together.

Table 10. Number of bedrooms and bed-places by hotel category and other type of accommodation for active and dormant accommodation establishments

REGIONAL LEVEL*	COLLECTIVE ACCOMODATION ESTABLISHMENTS	September 2004			September 2005			October 2004			October 2005		
		No. of establishments	No. of bedrooms	No. of bed-places	No. of establishments	No. of bedrooms	No. of bed-places	No. of establishments	No. of bedrooms	No. of bed-places	No. of establishments	No. of bedrooms	No. of bed-places
MALTA	Total	192	19,243	40,471	183	18,633	38,903	190	19,398	40,734	184	18,907	39,447
	Hotel												
	5-Star	13	2,508	4,796	13	2,511	4,754	13	2,508	4,796	14	2,849	5,484
	4-Star	44	7,496	15,545	40	7,262	14,855	43	7,540	15,405	40	7,221	14,725
	3-Star	46	5,090	10,663	47	5,291	11,123	46	5,046	10,523	47	5,285	11,121
	2-Star	15	531	1,067	12	373	788	15	572	1,161	12	377	780
	Aparthotel	31	2,106	5,185	31	2,132	5,184	30	2,066	5,348	31	2,151	5,232
	Tourist Village	4	907	1,900	1	300	600	4	951	2,010	1	300	600
	Guesthouse	34	394	873	33	428	915	33	375	809	33	376	813
	Hostel	5	211	442	6	336	684	6	340	682	6	348	692
Malta	Total	172	18,327	38,578	163	17,718	37,047	171	18,518	38,939	164	18,002	37,591
	Hotel												
	5-Star	10	2,255	4,273	10	2,281	4,275	10	2,255	4,273	11	2,618	5,003
	4-Star	38	7,052	14,627	35	6,841	14,007	38	7,141	14,587	35	6,811	13,877
	3-Star	44	4,982	10,447	45	5,183	10,907	44	4,938	10,307	45	5,177	10,905
	2-Star	15	531	1,067	12	373	788	15	572	1,161	12	377	780
	Aparthotel	30	2,076	5,129	29	2,062	5,048	29	2,036	5,292	29	2,081	5,096
	Tourist Village	4	907	1,900	1	300	600	4	951	2,010	1	300	600
	Guesthouse	27	311	701	26	346	746	26	289	635	26	294	644
	Hostel	4	207	434	5	332	676	5	336	674	5	344	686
Gozo & Comino	Total	20	916	1,893	20	915	1,856	19	880	1,795	20	905	1,856
	Hotel												
	5-Star	3	253	523	3	230	479	3	253	523	3	231	481
	4-Star	6	444	918	5	421	848	5	399	818	5	410	848
	3-Star	2	108	216	2	108	216	2	108	216	2	108	216
	2-Star	-	-	-	-	-	-	-	-	-	-	-	-
	Aparthotel	1	30	56	2	70	136	1	30	56	2	70	136
	Tourist Village	-	-	-	-	-	-	-	-	-	-	-	-
	Guesthouse	7	83	172	7	82	169	7	86	174	7	82	169
	Hostel	1	4	8	1	4	8	1	4	8	1	4	6

*see NUTS classification on page 10

Methodological Notes

Survey on collective accommodation establishments

1. In this release the figures for September 2005 should be considered as final while those relating to October 2005 are provisional.
2. The survey is distributed monthly to all collective accommodation establishments namely hotels, apart-hotels, guesthouses, tourist villages and hostels.
3. The objective of the survey is to estimate the utilization rate of bed-places of all collective accommodation establishments in Malta and Gozo as occupied by residents, giving an indication of domestic tourism, and non-residents. The variables collected from the survey are as follows:
 - Number of residents
 - Number of non-residents
 - Nights spent by residents
 - Nights spent by non-residents
 - Number of bedrooms
 - Number of bed-places
 - Number of days the establishment was closed during the month

The collection of the above variables and the calculation of occupancy levels satisfy sections A and B of EU directive 95/57/EC.

4. These statistics should be considered as current and subject to revision. A last and final revision is normally carried out after the lapse of one year from the reference month.
5. Definitions
 - *Residents* are Maltese/Gozitan residents who check in (out) of a collective accommodation establishment. A person is considered to be resident in a country if the person:
 - (a) has lived for most of the past year or 12 months in that country;
 - (b) has lived in that country for a shorter period and intends to return within 12 months to live in that country.
 - *Non-residents* are foreigners who do not necessarily follow the definition of a tourist and check in (out) of a collective accommodation establishment.
 - *Domestic tourism* is the tourism of resident visitors within the economic territory of the country of residence.
 - *Total arrivals* are the number of residents and non-residents altogether.
 - *A night spent by residents / non-residents* is each night a guest actually spends (sleeps or stays) or is registered (his/her physical presence there being unnecessary) in a collective accommodation establishment.
 - *A bedroom* is the unit formed by one room or groups of rooms constituting an indivisible rental whole in an accommodation establishment or dwelling.
 - *A bed-place* in an establishment is determined by the number of persons who can stay overnight in the bed set up in the establishment, ignoring any extra beds that may be set up by customer request.
 - *Net use of bed-places* is the net occupancy rate calculated for all active accommodation establishments net of seasonal closures and other temporary closures for decoration, police order, etc.
 - *Gross use of bed-places* is the gross occupancy rate calculated for all active and dormant collective accommodation establishments.

Response Rate

September	92.4%
October	90.2%

NUTS classification

The Nomenclature of Territorial Units for Statistics (NUTS) is a common classification that is used to provide a single uniform breakdown of territorial units for the production of regional statistics with regard to the European Union. It was adopted on 26 May 2003 by means of a Regulation¹ of the European Parliament and of the Council.

¹ (EC) No. 1059/2003

Administrative area	NUTS levels				
	I (National)	II (National)	III (Regional)	IV (District)	V (Locality)
MALTA	x	x	x	x	x
Malta			x		
Gozo & Comino			x		
Southern Harbour				x	
Northern Harbour				x	
South Eastern				x	
Western				x	
Northern				x	
Gozo & Comino				x	

COMPOSITION OF DISTRICTS - NUTS level V

Southern Harbour: Valletta, Birgu, Isla, Bormla, Żabbar, Fgura, Floriana, Kalkara, Luqa, Marsa Paola, Santa Luċija, Tarxien, Xgħajra.

Northern Harbour: Qormi, B'Kara, Gżira, Hamrun, Msida, Pembroke, Pieta, San Ġiljan, San Ġwann, Santa Venera, Sliema, Swieqi, Ta' Xbiex.

South Eastern: Żejtun, B'Bugia, Gudja, Għaxaq, Kirkop, M'Scala, M'Xlokk, Mqabba, Qrendi, Safi, Żurrieq.

Western: Mdina, Żebbuġ, Siġġiewi, Attard, Balzan, Dingli, Iklin, Lija, Rabat, Mtarfa.

Northern: Għargħur, Mellieħa, Mgarr, Mosta, Naxxar, San Pawl il-Baħar.

Gozo and Comino: Rabat, Fontana, G'Sielem & Comino, Għarb, Għasri, Kerċem, Munxar, Nadur, Qala, San Lawrenz, Sannat, Xagħra, Xewkija, Żebbuġ.