

# News Release



Date: 28 December 2005  
No. : 278/2005  
Time of release: 11.00 hrs

Theme:  
Industry and Services

Compiled by:  
Tourism Statistics Unit  
e-mail: [tourism.nso@gov.mt](mailto:tourism.nso@gov.mt)  
Tel: 25997329

The monthly calendar of NSO News Releases may be consulted on the Office's website at [www.nso.gov.mt](http://www.nso.gov.mt)

## Tourism

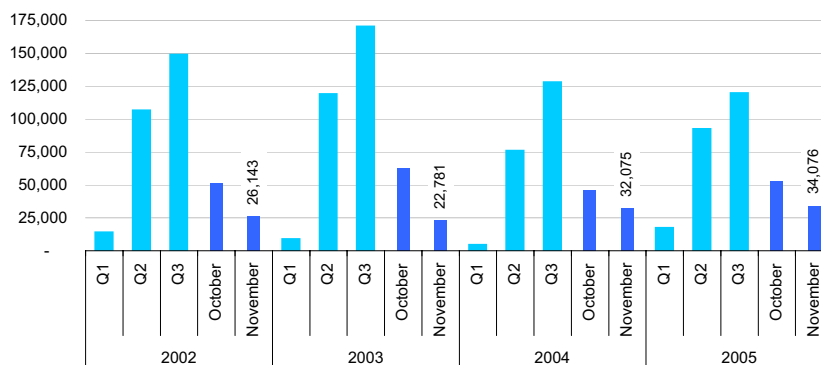
### Cruise passengers: November 2005

#### November 2005

In November this year, the number of cruise passengers arriving in Malta went up by 6.2 per cent, an increase of 2,001 cruise passengers over the corresponding month a year ago, to a total of 34,076.

#### Chart 1. Graphical Overview

Cruise passengers, total



Cruise passengers arriving from the French market went up by 2,685 to 4,719 from 2,034 in November last year. Other increases in arrivals were recorded from, amongst other, the German (+2,154) and the Italian (+1,078) markets.

On the other hand, cruise passengers arriving from Spain decreased by 2,218 to 3,050 from 5,268 in the same month last year. Other drops in arrivals were registered from the UK (-1,674), Greece (-877), the US (-166) and other relatively smaller markets.

#### January – November 2005

During the first eleven months this year, the number of cruise passengers that visited Malta went up by 10.8 per cent, to 311,468, an increase of 30,415 persons over the same period last year. In the period under review, the major markets originated from Italy (69,862), Germany (60,590), Spain (56,066), and the US (28,339). Further illustrations can be looked up in page 3.

During the period under review, uninterruptedly the majority of the cruise passengers were females – see Chart 2. In January - November 2005 period, female-cruise-passengers accounted for 51.3 per cent of total.

The greatest proportion of cruise passengers - 33.9 per cent - were aged 40-59 years, followed by passengers aged 60-79 and 20-39 years, at 27.7 and 24.2 per cent respectively. For further analysis refer to page 4 ■

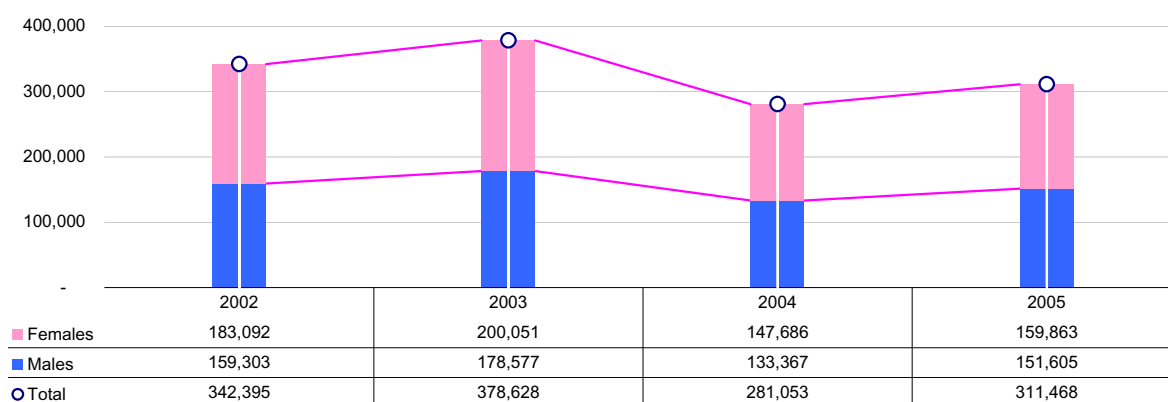
National Statistics Office  
Library & Information Unit  
Lascaris, Valletta CMR 02, Malta  
Tel: (+356) 25997219  
Fax: (+356) 25997205  
e-mail: [nso@gov.mt](mailto:nso@gov.mt)  
<http://www.nso.gov.mt>

**Table 1. Cruise passengers arriving in Malta, November 2005**

Country	Number of Passengers				Sex		
	Landed	Embarked	Transit	Total	Male	Female	Total
Austria	-	-	699	<b>699</b>	314	385	<b>699</b>
Belgium	-	3	210	<b>213</b>	90	123	<b>213</b>
Canada	-	-	209	<b>209</b>	95	114	<b>209</b>
Denmark	-	-	131	<b>131</b>	58	73	<b>131</b>
France	-	17	4,702	<b>4,719</b>	2,203	2,516	<b>4,719</b>
Germany	4	-	11,463	<b>11,467</b>	5,757	5,710	<b>11,467</b>
Greece	-	-	7	<b>7</b>	3	4	<b>7</b>
Republic of Ireland	-	-	19	<b>19</b>	8	11	<b>19</b>
Italy	1	4	5,270	<b>5,275</b>	2,585	2,690	<b>5,275</b>
Malta	147	173	2	<b>322</b>	158	164	<b>322</b>
Netherlands	16	-	180	<b>196</b>	123	73	<b>196</b>
Norway	-	-	86	<b>86</b>	31	55	<b>86</b>
Russia	1	1	10	<b>12</b>	4	8	<b>12</b>
Spain	-	-	3,050	<b>3,050</b>	1,407	1,643	<b>3,050</b>
Sweden	2	2	80	<b>84</b>	40	44	<b>84</b>
Switzerland	-	-	841	<b>841</b>	391	450	<b>841</b>
Turkey	-	-	13	<b>13</b>	8	5	<b>13</b>
U.K.	6	-	2,020	<b>2,026</b>	994	1,032	<b>2,026</b>
U.S.A.	62	-	2,486	<b>2,548</b>	1,079	1,469	<b>2,548</b>
Yugoslavia	-	-	2	<b>2</b>	1	1	<b>2</b>
Other	4	8	2,145	<b>2,157</b>	847	1,310	<b>2,157</b>
<b>Total</b>	<b>243</b>	<b>208</b>	<b>33,625</b>	<b>34,076</b>	<b>16,196</b>	<b>17,880</b>	<b>34,076</b>

**Chart 2. January - November 2005**

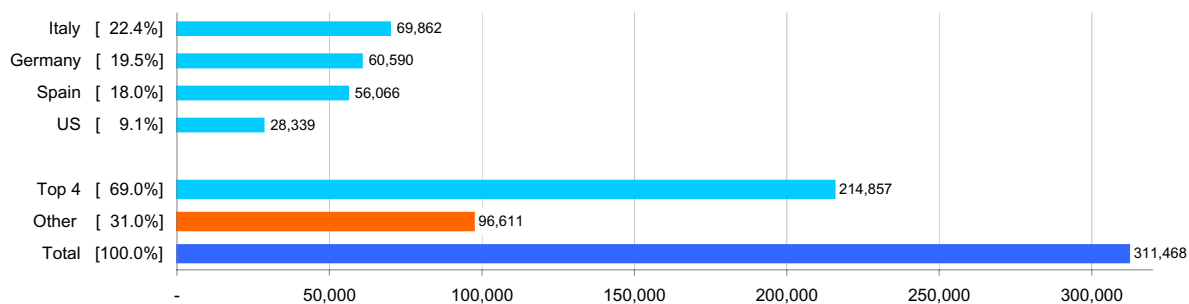
Total Cruise passengers, by sex



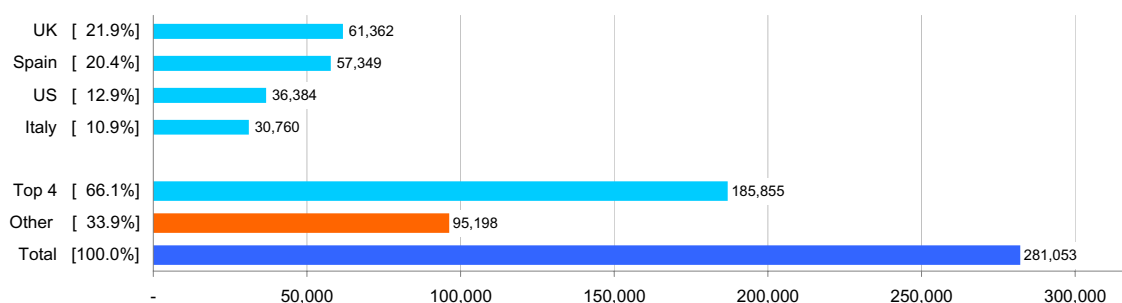
**Table 2. Cruise passengers arriving in Malta classified by country of origin**

Country	November			January - November		
	2004	2005	Annual change	2004	2005	Annual change
Austria	518	699	181	4,981	4,749	-232
Belgium	432	213	-219	1,551	1,630	79
Canada	378	209	-169	7,379	5,942	-1,437
Denmark	143	131	-12	1,145	906	-239
France	2,034	4,719	2,685	21,367	26,014	4,647
Germany	9,313	11,467	2,154	22,469	60,590	38,121
Greece	884	7	-877	1,643	1,639	-4
Ireland (Republic of)	32	19	-13	1,269	334	-935
Italy	4,197	5,275	1,078	30,760	69,862	39,102
Malta	-	322	322	6,868	8,011	1,143
Netherlands	238	196	-42	2,695	3,265	570
Norway	42	86	44	1,895	318	-1,577
Russia	37	12	-25	509	531	22
Spain	5,268	3,050	-2,218	57,349	56,066	-1,283
Sweden	160	84	-76	1,619	269	-1,350
Switzerland	686	841	155	4,768	6,888	2,120
Turkey	20	13	-7	208	331	123
UK	3,700	2,026	-1,674	61,362	17,731	-43,631
US	2,714	2,548	-166	36,384	28,339	-8,045
Yugoslavia	2	2	-	17	29	12
Others	1,277	2,157	880	14,815	18,024	3,209
<b>Total</b>	<b>32,075</b>	<b>34,076</b>	<b>2,001</b>	<b>281,053</b>	<b>311,468</b>	<b>30,415</b>

**Chart 3. January - November 2005**  
Cruise passengers - by country of origin



**Chart 4. January - November 2004**  
Cruise passengers - by country of origin

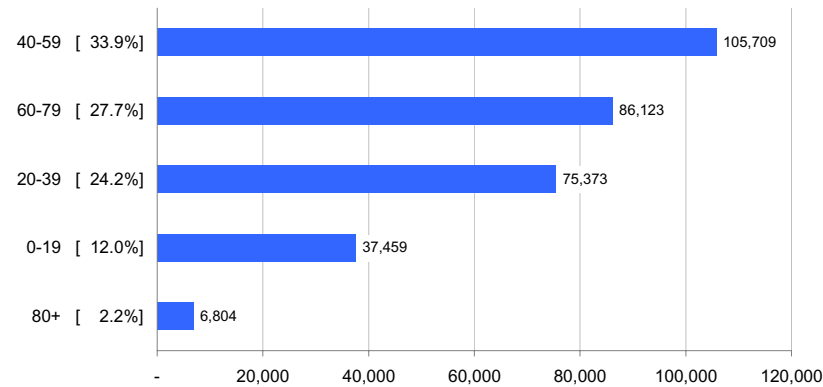


**Table 3. Monthly cruise passengers arriving in Malta classified by age-group, 2005**

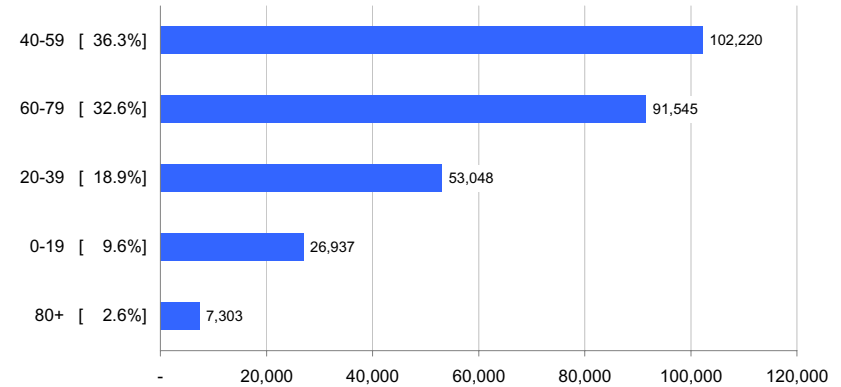
Age Group	2005											
	January	February	March	April	May	June	July	August	September	October	November	Total
0 - 4	43	59	89	256	390	558	798	796	584	395	266	<b>4,234</b>
5 - 9	8	31	208	422	572	1,058	2,429	2,206	1,316	1,018	470	<b>9,738</b>
10 - 19	39	139	1,058	1,252	1,200	2,119	6,226	5,423	2,454	2,556	1,021	<b>23,487</b>
20 - 29	221	396	868	2,004	3,268	4,155	4,982	4,480	6,322	4,225	2,530	<b>33,451</b>
30 - 39	403	650	865	2,583	4,509	4,673	6,016	6,198	7,038	5,523	3,464	<b>41,922</b>
40 - 49	512	823	1,214	3,135	5,256	5,111	8,535	7,575	7,068	7,311	4,759	<b>51,299</b>
50 - 59	548	995	1,420	4,299	6,614	5,884	6,294	4,973	6,660	9,675	7,048	<b>54,410</b>
60 - 69	835	985	1,559	4,874	7,982	5,059	3,854	2,308	5,837	12,537	8,559	<b>54,389</b>
70 - 79	428	403	597	3,185	5,212	2,737	1,887	1,101	3,298	7,870	5,016	<b>31,734</b>
80 - 89	95	48	107	584	1,004	526	306	204	620	1,637	906	<b>6,037</b>
90 - 99	12	5	12	64	84	74	98	84	129	165	37	<b>764</b>
100 - 109	-	-	-	-	1	2	-	-	-	-	-	<b>3</b>
<b>Total</b>	<b>3,144</b>	<b>4,534</b>	<b>7,997</b>	<b>22,658</b>	<b>36,092</b>	<b>31,956</b>	<b>41,425</b>	<b>35,348</b>	<b>41,326</b>	<b>52,912</b>	<b>34,076</b>	<b>311,468</b>

4

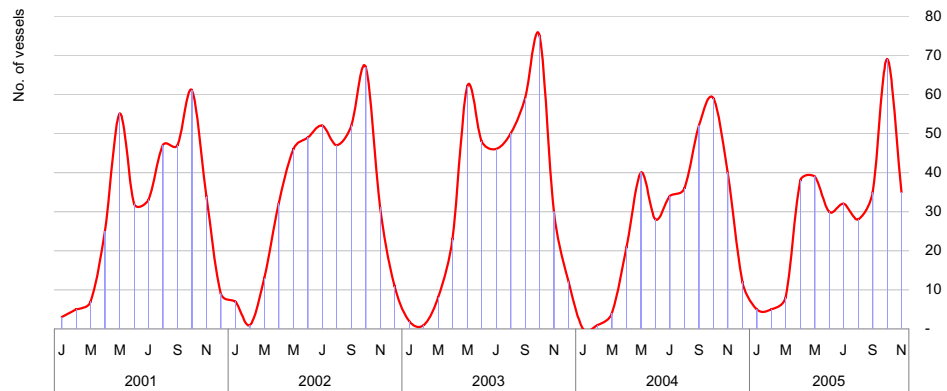
**Chart 5. January - November 2005**  
Cruise passengers - by age group



**Chart 6. January - November 2004**  
Cruise passengers - by age group



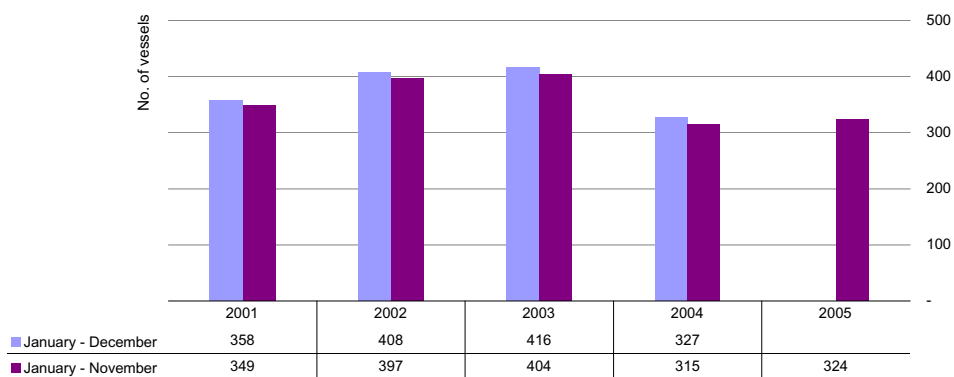
**Chart 7. Monthly cruise liner calls 2001 - 2005**



**Table 4. Monthly cruise liner calls, 2001 - 2005**

Month	2001	2002	2003	2004	2005
January	3	7	2	-	5
February	5	1	1	1	5
March	7	13	8	4	8
April	25	32	23	21	38
May	55	46	62	40	39
June	32	49	48	28	30
July	33	52	46	34	32
August	47	47	50	36	28
September	47	52	59	52	35
October	61	67	75	59	69
November	34	31	30	40	35
December	9	11	12	12	

**Chart 8. Cruise liner calls, 2001 - 2005**



## **Methodological Notes**

1. The data in this release are compiled on the basis of administrative records held by the Malta Maritime Authority.
2. Data should be considered as final and is not normally subject to further revisions.

## **Definitions:**

- Landed passengers covers all cruise passengers that arrived in Malta with a cruise ship and left Malta with other means of transport or stayed in Malta.
- Embarked passengers covers all cruise passengers that are either Maltese and left Malta with a cruise ship or else are foreigners that came to Malta by other means of transport and left Malta by a cruise ship.
- Transit passengers' covers all cruise passengers that arrived in Malta by a cruise ship and left Malta by the same cruise ship.