

# News Release



Date: 12 April 2005  
No. : 68/2005  
Time of release: 11.00 hrs

**Theme:**  
**Population and Social  
Conditions**

Compiled by:  
Education & Culture Statistics Unit  
e-mail: [library.nso@gov.mt](mailto:library.nso@gov.mt)  
Tel: 25997629

The monthly calendar of  
NSO News Releases may be  
consulted on the Office's  
website at [www.nso.gov.mt](http://www.nso.gov.mt)

## Culture

### Band Clubs 2004

This news release covers data on band clubs for the year 2004.

In the year 2004, the total number of *bandisti*, both resident and trainee, increased marginally - by 0.2 percent, from 4,099 in 2003 to 4,106. Band club membership stood at 25,832 members, which shows an increase of one percent over the 25,568 members in 2003. The number of persons on band committees also increased, from 1,193 in the year 2003 to 1,202 in the year under review, a percentage increase of 0.8 percent. In the year 2004, band club membership again registered 7.1 percent of the Maltese population aged 5 - 84 years, the same as for 2003.

Although not exclusively the domain of men, this sector is definitely male-dominated; 77.8 percent of band club members in 2004 were men, against a 22.2 percent female membership. Women representatives on band committees in the same year came up to 14.6 percent, a decrease of 0.4 percent over 2003. However, the percentage of female *bandisti* showed an increase - 25.7 percent of resident *bandisti* in 2004 were female, against 24.6 percent the previous year.

In 2004, a total of 1,186 band programmes were performed throughout Malta and Gozo. The data gathered shows an increase in the number of band programmes performed on home ground, and a slight decrease in those performed in other localities.

Band clubs produced various types of publications in the year 2004, such as books, magazines, audiocassettes and CDs. The Southern Harbour district was the most productive in this area - with over 35 percent of total publications. The South Eastern and Northern Harbour districts follow, with 17.5 and 14.4 percent of total publications respectively. The Northern district was the least productive, with just over eight percent of total publications.

The liveliest participation in band clubs was recorded in the Northern Harbour district, with a total of 926 *bandisti*, of which 483 were resident and 443 were trainee *bandisti*. The South Eastern district follows hot on its heels with a total of 842 *bandisti*, where 549 were resident and 293 trainees. The South Eastern district also boasts the largest number of band club members - 5,452 males and 2,149 females - 7,601 members in all.

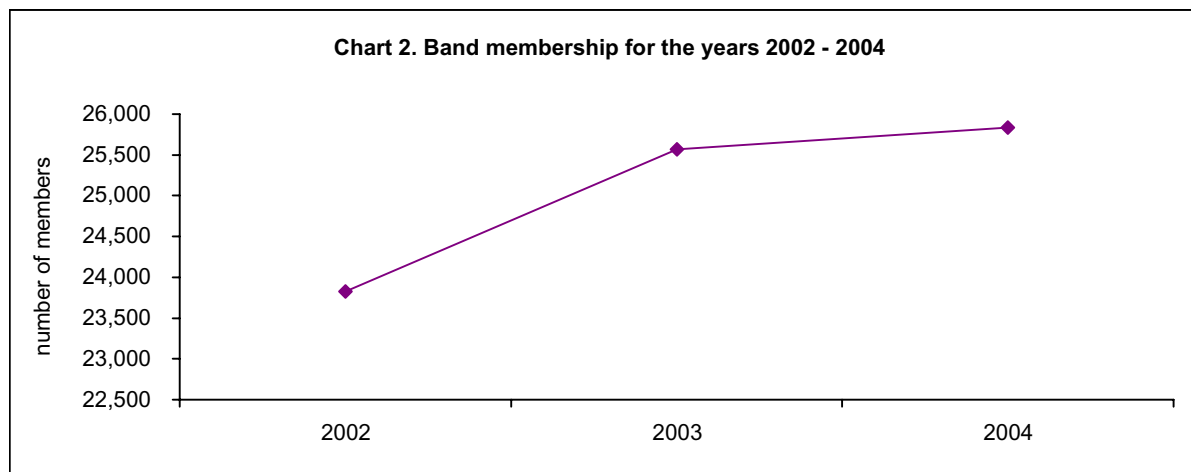
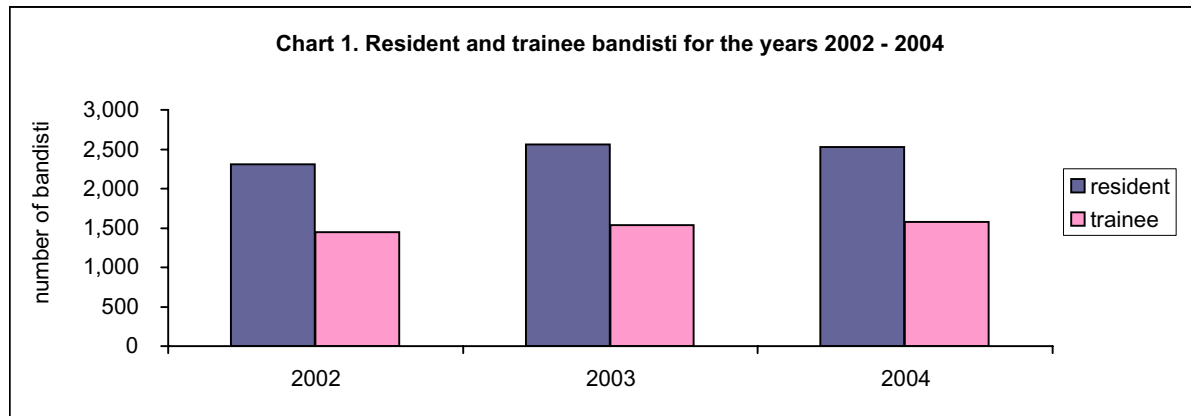
In the year 2004, band club expenditure increased by 9.1 percent over 2003, and by 35.8 percent over 2002. The bulk of the expenditure - 36.3 percent - went towards remuneration to *bandisti*. The year 2004 saw the introduction of the category 'other expenditure' which was previously not included. This category accounted for 16.1 per cent of total expenditure.

The total income of band clubs in 2004 decreased by 2 percent over the year 2003, from Lm854,963 to Lm837,800. The majority of income came from donations, in fact these garnered 33 percent of the total income. In the year 2004, band clubs registered a total loss of Lm62,805 ■

**National Statistics Office**  
**Library & Information Unit**  
Lascaris, Valletta CMR 02, Malta  
Tel: (+356) 21239225/25997219  
Fax: (+356) 21249841  
e-mail: [nso@gov.mt](mailto:nso@gov.mt)  
<http://www.nso.gov.mt>

**Table 1. Band club membership**

	2002			2003			2004		
	Males	Females	Total	Males	Females	Total	Males	Females	Total
Resident <i>bandisti</i>	1,767	544	<b>2,311</b>	1,931	631	<b>2,562</b>	1,880	650	<b>2,530</b>
Trainee <i>bandisti</i>	933	514	<b>1,447</b>	977	560	<b>1,537</b>	1,016	560	<b>1,576</b>
Band membership	19,445	4,382	<b>23,827</b>	20,340	5,228	<b>25,568</b>	20,104	5,728	<b>25,832</b>
Band committees	1,055	202	<b>1,257</b>	1,014	179	<b>1,193</b>	1,026	176	<b>1,202</b>



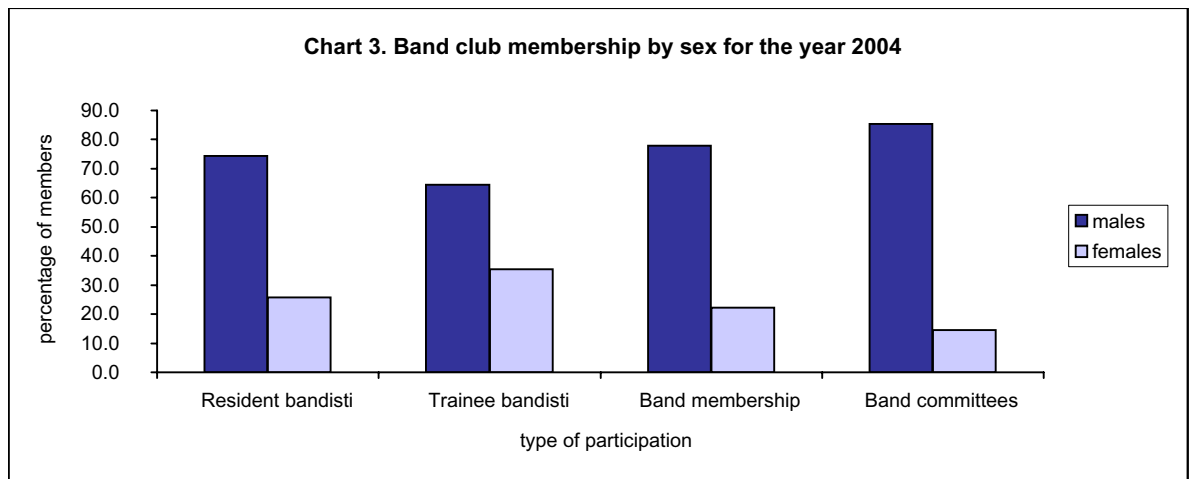
**Table 2. Band club membership**  
as a percentage of the Maltese population aged between 5 - 84 years

	2002			2003			2004*		
	Males	Females	Total	Males	Females	Total	Males	Females	Total
	%								
Resident <i>bandisti</i>	0.98	0.30	<b>0.64</b>	1.07	0.35	<b>0.71</b>	1.04	0.35	<b>0.69</b>
Trainee <i>bandisti</i>	0.52	0.28	<b>0.40</b>	0.54	0.31	<b>0.42</b>	0.56	0.31	<b>0.43</b>
Band membership	10.80	2.40	<b>6.58</b>	11.29	2.87	<b>7.06</b>	11.09	3.12	<b>7.08</b>
Band committees	0.59	0.11	<b>0.35</b>	0.56	0.10	<b>0.33</b>	0.57	0.10	<b>0.33</b>

\* This is calculated as a percentage of the Maltese population as at 31st December 2003, as data for 2004 is as yet unavailable.

**Table 3. Band club membership by sex**  
as a percentage of total band club membership

	2002			2003			2004		
	Males	Females	Total	Males	Females	Total	Males	Females	Total
	%								
Resident <i>bandisti</i>	76.5	23.5	<b>100.0</b>	75.4	24.6	<b>100.0</b>	74.3	25.7	<b>100.0</b>
Trainee <i>bandisti</i>	64.5	35.5	<b>100.0</b>	63.6	36.4	<b>100.0</b>	64.5	35.5	<b>100.0</b>
Band membership	81.6	18.4	<b>100.0</b>	79.6	20.4	<b>100.0</b>	77.8	22.2	<b>100.0</b>
Band committees	83.9	16.1	<b>100.0</b>	85.0	15.0	<b>100.0</b>	85.4	14.6	<b>100.0</b>



**Table 4. Ratios for trainee *bandisti* and resident *bandisti***

<b>Year</b>	<b>Sex</b>	<b>Ratio resident <i>bandisti</i> / trainee <i>bandisti</i></b>	<b>Ratio trainee <i>bandisti</i> / resident <i>bandisti</i></b>
<b>2002</b>	Males	1.89	0.53
	Females	1.06	0.94
	<b>Total</b>	<b>1.60</b>	<b>0.63</b>
<b>2003</b>	Males	1.98	0.51
	Females	1.13	0.89
	<b>Total</b>	<b>1.67</b>	<b>0.60</b>
<b>2004</b>	Males	1.85	0.54
	Females	1.16	0.86
	<b>Total</b>	<b>1.61</b>	<b>0.62</b>

**Table 5. Band programmes**

	<b>2002</b>	<b>2003</b>	<b>2004</b>
In own locality	773	698	705
In other localities	492	483	481
<b>Total</b>	<b>1,265</b>	<b>1,181</b>	<b>1,186</b>

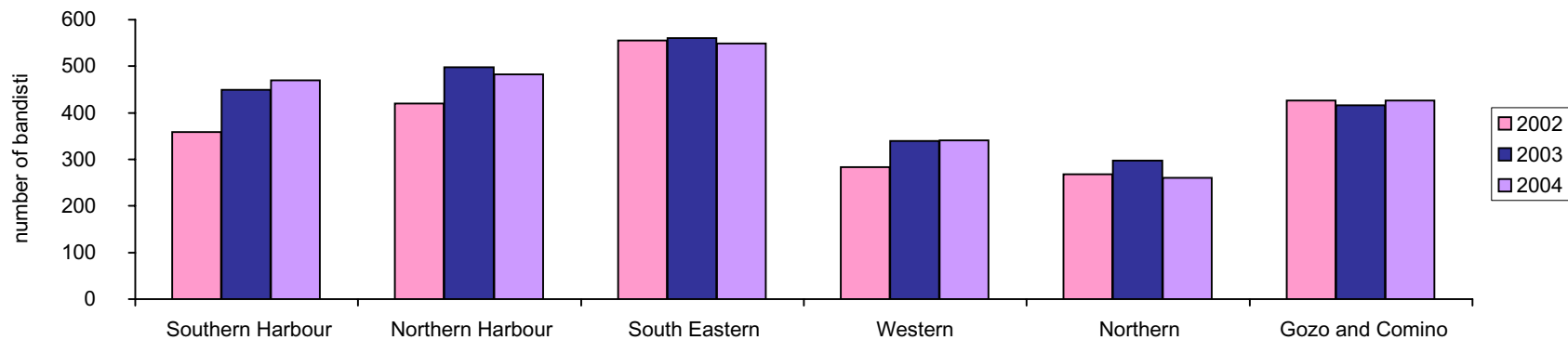
**Table 6. Band club publications by region & district for the year 2004**

<b>Administrative area</b>	<b>Books</b>	<b>Audio cassettes &amp; CDs</b>	<b>Magazines</b>
<b>MALTA</b>	<b>82</b>	<b>95</b>	<b>115</b>
<b>Malta</b>	<b>73</b>	<b>79</b>	<b>105</b>
<b>Gozo and Comino</b>	<b>9</b>	<b>16</b>	<b>10</b>
Southern Harbour	21	33	49
Northern Harbour	15	16	11
South Eastern	21	14	16
Western	13	9	15
Northern	3	7	14
Gozo and Comino	9	16	10

**Table 7. Resident bandisti by region & district**

Administrative area	2002			2003			2004		
	Males	Females	Total	Males	Females	Total	Males	Females	Total
<b>MALTA</b>	<b>1,767</b>	<b>544</b>	<b>2,311</b>	<b>1,931</b>	<b>631</b>	<b>2,562</b>	<b>1,880</b>	<b>650</b>	<b>2,530</b>
<b>Malta</b>	<b>1,355</b>	<b>530</b>	<b>1,885</b>	<b>1,548</b>	<b>598</b>	<b>2,146</b>	<b>1,494</b>	<b>609</b>	<b>2,103</b>
<b>Gozo and Comino</b>	<b>412</b>	<b>14</b>	<b>426</b>	<b>383</b>	<b>33</b>	<b>416</b>	<b>386</b>	<b>41</b>	<b>427</b>
Southern Harbour	263	96	<b>359</b>	350	99	<b>449</b>	359	111	<b>470</b>
Northern Harbour	288	132	<b>420</b>	365	133	<b>498</b>	346	137	<b>483</b>
South Eastern	446	109	<b>555</b>	430	131	<b>561</b>	416	133	<b>549</b>
Western	177	106	<b>283</b>	209	131	<b>340</b>	205	136	<b>341</b>
Northern	181	87	<b>268</b>	194	104	<b>298</b>	168	92	<b>260</b>
Gozo and Comino	412	14	<b>426</b>	383	33	<b>416</b>	386	41	<b>427</b>

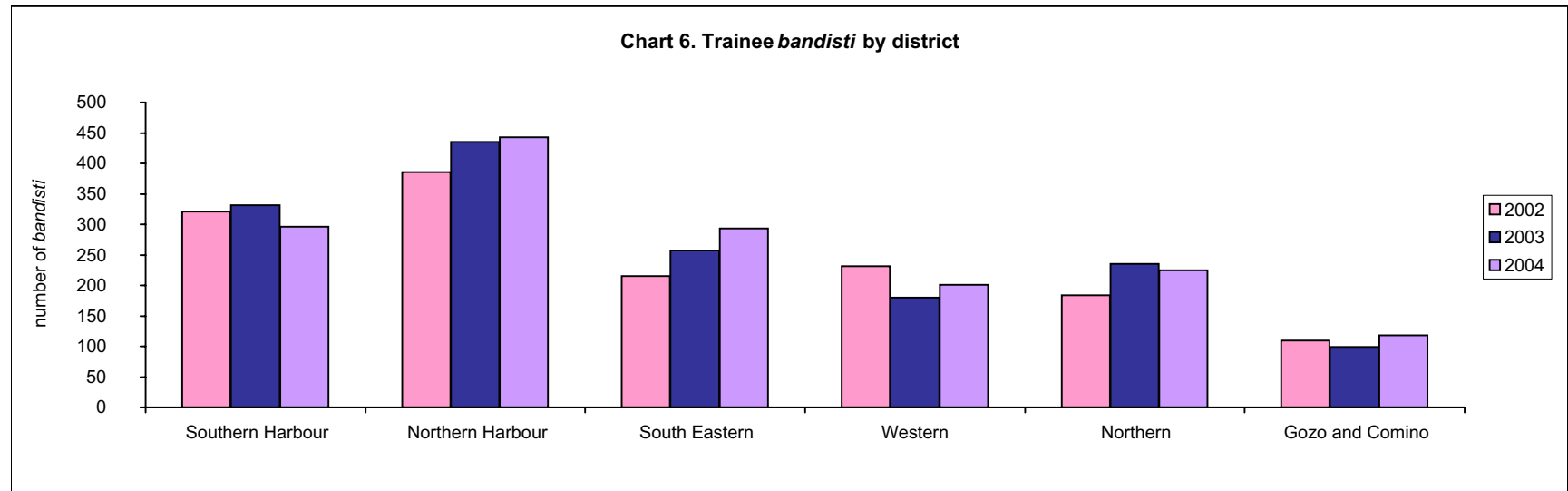
**Chart 5. Resident bandisti by district**



**Table 8. Trainee bandisti by region & district**

Administrative area	2002			2003			2004		
	Males	Females	Total	Males	Females	Total	Males	Females	Total
<b>MALTA</b>	<b>933</b>	<b>514</b>	<b>1,447</b>	<b>977</b>	<b>560</b>	<b>1,537</b>	<b>1,016</b>	<b>560</b>	<b>1,576</b>
<b>Malta</b>	<b>836</b>	<b>501</b>	<b>1,337</b>	<b>891</b>	<b>547</b>	<b>1,438</b>	<b>915</b>	<b>543</b>	<b>1,458</b>
<b>Gozo and Comino</b>	<b>97</b>	<b>13</b>	<b>110</b>	<b>86</b>	<b>13</b>	<b>99</b>	<b>101</b>	<b>17</b>	<b>118</b>
Southern Harbour	205	116	321	205	126	331	197	99	296
Northern Harbour	245	141	386	309	126	435	304	139	443
South Eastern	147	68	215	166	91	257	186	107	293
Western	133	98	231	94	86	180	121	80	201
Northern	106	78	184	117	118	235	107	118	225
Gozo and Comino	97	13	110	86	13	99	101	17	118

**Chart 6. Trainee bandisti by district**



**Table 9. Band club membership by region & district**

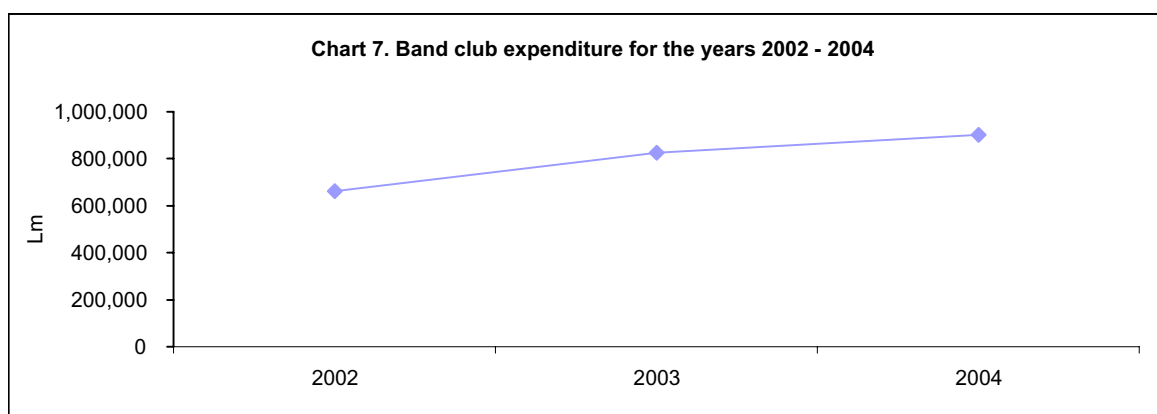
Administrative area	2002			2003			2004		
	Males	Females	Total	Males	Females	Total	Males	Females	Total
<b>MALTA</b>	<b>19,445</b>	<b>4,382</b>	<b>23,827</b>	<b>20,340</b>	<b>5,228</b>	<b>25,568</b>	<b>20,104</b>	<b>5,728</b>	<b>25,832</b>
<b>Malta</b>	<b>17,799</b>	<b>3,529</b>	<b>21,328</b>	<b>18,863</b>	<b>4,513</b>	<b>23,376</b>	<b>18,734</b>	<b>4,943</b>	<b>23,677</b>
<b>Gozo and Comino</b>	<b>1,646</b>	<b>853</b>	<b>2,499</b>	<b>1,477</b>	<b>715</b>	<b>2,192</b>	<b>1,370</b>	<b>785</b>	<b>2,155</b>
Southern Harbour	4,291	322	<b>4,613</b>	4,512	630	<b>5,142</b>	4,344	650	<b>4,994</b>
Northern Harbour	3,464	305	<b>3,769</b>	4,082	274	<b>4,356</b>	3,991	319	<b>4,310</b>
South Eastern	5,207	1,932	<b>7,139</b>	5,583	2,062	<b>7,645</b>	5,452	2,149	<b>7,601</b>
Western	2,953	580	<b>3,533</b>	2,708	1,106	<b>3,814</b>	2,991	1,380	<b>4,371</b>
Northern	1,884	390	<b>2,274</b>	1,978	441	<b>2,419</b>	1,956	445	<b>2,401</b>
Gozo and Comino	1,646	853	<b>2,499</b>	1,477	715	<b>2,192</b>	1,370	785	<b>2,155</b>

**Table 10. Persons on band committees by region & district**

Administrative area	2002			2003			2004		
	Males	Females	Total	Males	Females	Total	Males	Females	Total
<b>MALTA</b>	<b>1,055</b>	<b>202</b>	<b>1,257</b>	<b>1,014</b>	<b>179</b>	<b>1,193</b>	<b>1,026</b>	<b>176</b>	<b>1,202</b>
<b>Malta</b>	<b>879</b>	<b>195</b>	<b>1,074</b>	<b>874</b>	<b>166</b>	<b>1,040</b>	<b>888</b>	<b>167</b>	<b>1,055</b>
<b>Gozo and Comino</b>	<b>176</b>	<b>7</b>	<b>183</b>	<b>140</b>	<b>13</b>	<b>153</b>	<b>138</b>	<b>9</b>	<b>147</b>
Southern Harbour	261	52	<b>313</b>	246	33	<b>279</b>	237	21	<b>258</b>
Northern Harbour	203	22	<b>225</b>	176	9	<b>185</b>	192	8	<b>200</b>
South Eastern	204	57	<b>261</b>	253	71	<b>324</b>	242	78	<b>320</b>
Western	115	45	<b>160</b>	108	33	<b>141</b>	122	40	<b>162</b>
Northern	96	19	<b>115</b>	91	20	<b>111</b>	95	20	<b>115</b>
Gozo and Comino	176	7	<b>183</b>	140	13	<b>153</b>	138	9	<b>147</b>

**Table 11. Band club expenditure for the years 2002 - 2004**

Type of expenditure	2002		2003		2004	
	Lm	%	Lm	%	Lm	%
Remuneration of <i>bandisti</i>	289,940	43.71	326,208	39.52	327,272	36.34
Musical programmes	103,989	15.67	130,970	15.87	112,607	12.50
Training programmes	40,442	6.10	46,840	5.68	43,697	4.85
Administrative running expenditure	170,009	25.63	267,386	32.39	203,284	22.58
Other expenditure	-	-	-	-	145,219	16.12
Acquisition of instruments	58,961	8.89	54,018	6.54	68,526	7.61
<b>Total expenditure</b>	<b>663,341</b>	<b>100.00</b>	<b>825,422</b>	<b>100.00</b>	<b>900,605</b>	<b>100.00</b>



**Table 12. Band club income for the years 2002 - 2004**

Type of income	2002		2003		2004	
	Lm	%	Lm	%	Lm	%
Donations	242,023	37.05	248,060	29.01	276,501	33.00
Advertisements	92,715	14.19	103,955	12.16	106,289	12.69
Other services	114,285	17.49	177,421	20.75	169,737	20.26
Other income	204,277	31.27	325,527	38.08	285,273	34.05
<b>Total income</b>	<b>653,300</b>	<b>100.00</b>	<b>854,963</b>	<b>100.00</b>	<b>837,800</b>	<b>100.00</b>

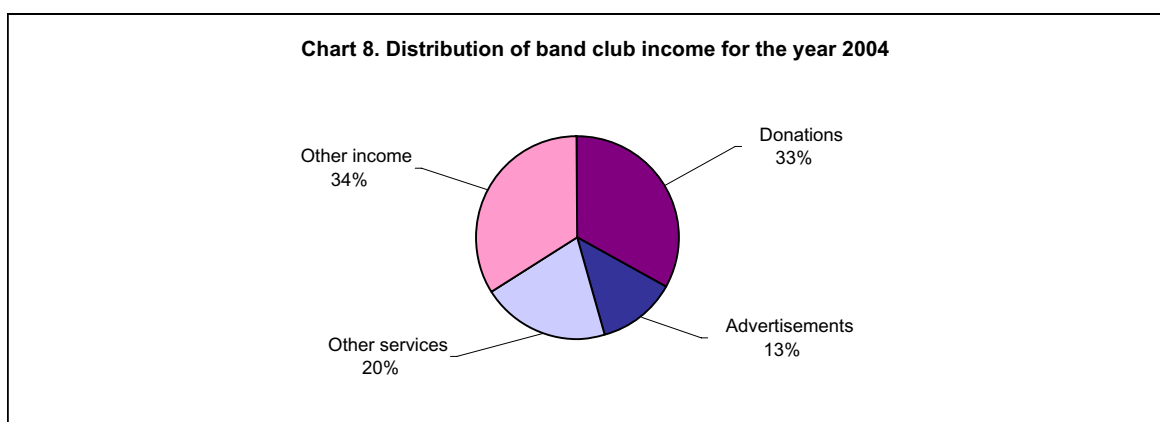




Table 13. Expenditure by region/district and type

Administrative area	Remuneration of <i>bandisti</i>			Musical programmes		
	2002	2003	2004	2002	2003	2004
<b>MALTA</b>	<b>289,940</b>	<b>326,208</b>	<b>327,272</b>	<b>103,989</b>	<b>130,970</b>	<b>112,607</b>
<b>Malta</b>	<b>273,897</b>	<b>304,185</b>	<b>297,423</b>	<b>98,615</b>	<b>126,702</b>	<b>107,573</b>
<b>Gozo and Comino</b>	<b>16,043</b>	<b>22,023</b>	<b>29,849</b>	<b>5,374</b>	<b>4,268</b>	<b>5,034</b>
Southern Harbour	86,188	79,524	80,462	41,215	50,628	41,500
Northern Harbour	69,076	68,512	82,170	18,508	30,849	23,425
South Eastern	52,927	67,950	52,568	20,867	32,509	23,932
Western	35,058	49,568	43,885	13,511	6,818	11,880
Northern	30,648	38,631	38,338	4,514	5,898	6,836
Gozo and Comino	16,043	22,023	29,849	5,374	4,268	5,034

Administrative area	Training programmes			Acquisition of instruments		
	2002	2003	2004	2002	2003	2004
<b>MALTA</b>	<b>40,442</b>	<b>46,840</b>	<b>43,697</b>	<b>58,961</b>	<b>54,018</b>	<b>68,526</b>
<b>Malta</b>	<b>36,746</b>	<b>42,178</b>	<b>35,707</b>	<b>51,023</b>	<b>47,089</b>	<b>61,001</b>
<b>Gozo and Comino</b>	<b>3,696</b>	<b>4,662</b>	<b>7,990</b>	<b>7,938</b>	<b>6,929</b>	<b>7,525</b>
Southern Harbour	9,673	9,658	9,206	11,005	9,048	10,373
Northern Harbour	9,167	9,679	7,117	3,373	3,183	5,426
South Eastern	7,072	8,276	6,818	11,675	10,116	19,982
Western	5,830	7,920	7,564	20,550	20,141	22,369
Northern	5,004	6,645	5,002	4,420	4,601	2,851
Gozo and Comino	3,696	4,662	7,990	7,938	6,929	7,525

Table 14. Band income & expenditure for the year 2004

	Lm
<b>Total running expenditure</b>	<b>900,605</b>
Remuneration of <i>bandisti</i>	327,272
Musical programmes	112,607
Training programmes	43,697
Administrative running expenditure	203,284
Other expenditure	145,219
Acquisition of instruments	68,526
<b>Total income</b>	<b>837,800</b>
Donations	276,501
Advertisement	106,289
Other services	169,737
Other income	285,273
<b>Income less expenditure</b>	<b>-62,805</b>

## **Methodological notes**

1. This survey on band clubs was conducted exhaustively, i.e. aimed at 100 per cent coverage. All band clubs in Malta and Gozo were surveyed - 85 in total.
2. The global response rate for this survey stood at 49 band clubs, or 57.6 per cent of the total.
3. Missing data was imputed by re-contacting all the respondents. In the cases where the respondent was no longer reachable, the data were imputed by the application of valid mathematical algorithms.
4. The data in this release should be considered as final and is not subject to further revision.
5. In table 2, band club membership as a percentage of the Maltese population, the population used was that as at 31st December 2003, as the population for 2004 is as yet unavailable.