

News Release



Date: 27 April 2005
No. : 85/2005
Time of release: 11.00 hrs

Theme:
Agriculture and Fisheries

Compiled by:
Agriculture & Fisheries Unit
e-mail: agric.nso@gov.mt
Tel: 25997529

The monthly calendar of NSO News Releases may be consulted on the Office's website at www.nso.gov.mt

Agriculture

Sheep and Goats Survey - December 2004

The total sheep population dropped by 731 heads (- 4.9 per cent) from 14,861 heads recorded in December 2003 to 14,130 heads registered during the same period in 2004. On the other hand, an increase of 261 heads (+ 4.9 per cent) was registered in the goat population which increased from 5,374 heads in 2003 to 5,635 heads in 2004.

Sheep

Decreases in the sheep stock was recorded in all categories. While a decrease of 6.9 per cent in the 'Lambs' category was registered, there was a decrease of 9.2 per cent in the 'Ewe Lambs' category (*females that have been mated for the first time*). The other two categories 'Ewes (*females that have lambed at least once*)' and 'Male Sheep greater than one year' registered a decrease of 2.7 and 4.6 per cent respectively.

On a regional level, while 8,922 heads (63.0 per cent) were found on Maltese holdings, the remaining 5,208 heads (37.0 per cent) were found in Gozo and Comino. Sheep rearing is carried out by 1,218 holdings. The majority of sheep in both regions, are found in the '20-49' herd size category where a total of 4,276 heads (30.3 per cent) are found. This group is owned by 139 holdings and these represent 11.4 per cent of the total holdings.

Goats

Goats are also classified into four categories and these all registered an increase when compared to the same period last year. A notable increase was registered in the 'Male Goats' category as it registered an increase of 11.4 per cent. The other categories 'Kids', 'Goats mated for the first time', and 'Goats that have already kidded' registered a slight increase of 2.8 per cent, 4.2 per cent and 4.9 per cent respectively.

On a regional level, 4,016 heads (71.3 per cent) were found on Maltese holdings and the remaining 1,619 heads (28.7 per cent) were found in Gozo and Comino. In Malta, 1,124 heads (19.9 per cent of all goats) are found in the '20-49' herd size category and these are owned by 38 holdings. In Gozo, a total of 383 heads and are owned by 6 holdings and are found in the '50-99' herd size category.

Structure of holdings

The structure of the holdings has remained relatively unchanged when compared to 2003. Of the 1,419 holdings which are engaged in small ruminants, 679 holdings (47.9 per cent) are engaged in sheep activity and have a total of 6,286 sheep. On the other hand, a total of 201 holdings (14.2 per cent) are engaged solely in goat rearing and have a total of 1,234 goats. There are 539 holdings (38.0 per cent) which are engaged in the rearing of both sheep and goats and these have a total of 12,246 heads (62.0 per cent) of the total sheep and goat population.

While in Malta, 43.5 per cent of the holdings are engaged in the sheep activity, in Gozo and Comino there are 55.7 per cent of the holdings engaged in sheep rearing. On the other hand, 16.4 per cent of the holdings in Malta and 10.1 per cent of the holdings in Gozo and Comino are engaged 'solely' in the goat activity ■

National Statistics Office
Library & Information Unit
Lascaris, Valletta CMR 02, Malta
Tel: (+356) 21239225/25997219
Fax: (+356) 21249841
e-mail: nso@gov.mt
<http://www.nso.gov.mt>

Table 1. Distribution of sheep by category of sheep

Administrative Area	Total	Lambs		Ewe lambs	Ewes	Male sheep
		Females	Males			
MALTA	14,130	2,603	920	2,231	7,809	568
Malta	8,922	1,586	604	1,470	4,875	387
Gozo and Comino	5,208	1,017	316	761	2,934	181
Southern harbour	381	52	39	64	200	27
Northern harbour	960	180	112	155	475	39
South eastern	2,760	394	147	492	1,568	157
Western	3,082	567	175	474	1,757	109
Northern	1,740	392	131	285	876	55
Gozo and Comino	5,208	1,017	316	761	2,934	181

Table 2. Distribution of goats by category of goats

Administrative Area	Total	Kids		Goats mated for the first time	Goats that have already kidded	Male goats
		Females	Males			
MALTA	5,635	738	183	1,020	3,282	412
Malta	4,016	586	151	697	2,251	331
Gozo and Comino	1,619	151	32	323	1,031	81
Southern harbour	489	61	26	74	281	48
Northern harbour	627	124	25	174	269	37
South eastern	1,661	214	39	237	1,047	124
Western	824	129	39	137	427	92
Northern	414	59	21	75	228	31
Gozo and Comino	1,619	151	32	323	1,031	81

Chart 1. Distribution of sheep and goats by district

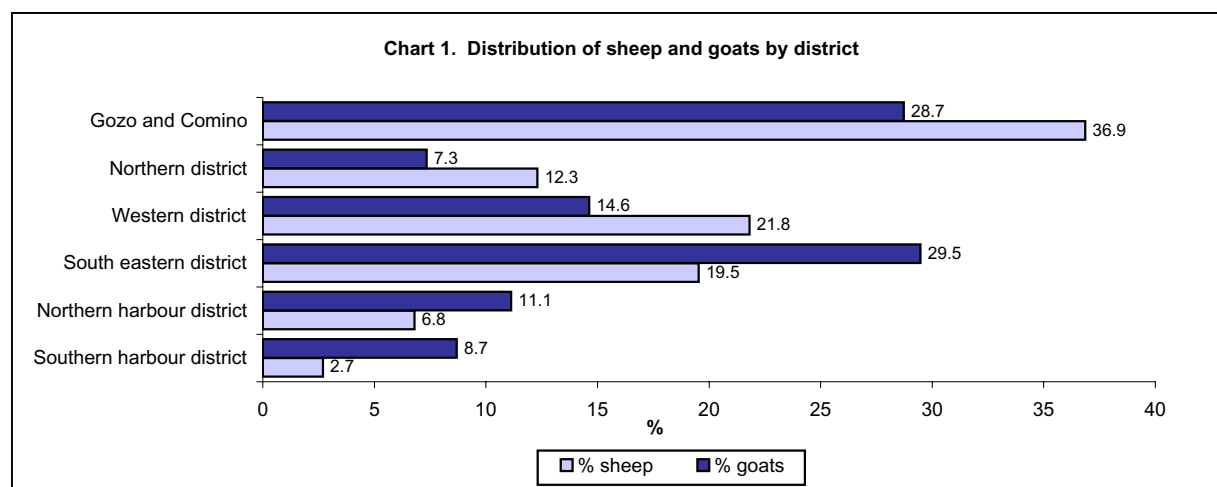


Table 3. Distribution of sheep by herd size

number of sheep

Administrative Area	Total	1-2	3-5	6-9	10-19	20-49	50-99	>=100
MALTA								
Number of sheep	14,130	511	1,212	1,626	2,426	4,276	2,569	1,510
Number of holdings	1,218	322	308	224	175	139	37	13
Malta								
Number of sheep	8,922	273	773	1,096	1,886	2,852	1,299	742
Number of holdings	763	167	193	151	135	92	19	6
Gozo and Comino								
Number of sheep	5,208	238	439	530	540	1,424	1,270	767
Number of holdings	455	155	115	73	40	46	18	7
Southern harbour								
Number of sheep	381	25	42	90	78	145	-	-
Number of holdings	48	14	10	13	6	5	-	-
Northern harbour								
Number of sheep	960	10	29	94	132	475	101	119
Number of holdings	54	7	8	15	8	16	1	1
South eastern								
Number of sheep	2,760	82	227	435	597	557	510	353
Number of holdings	236	52	52	59	45	18	8	2
Western								
Number of sheep	3,082	110	352	296	666	962	551	145
Number of holdings	283	66	92	40	47	29	8	1
Northern								
Number of sheep	1,740	46	123	180	413	713	138	127
Number of holdings	141	27	31	26	29	24	2	1
Gozo and Comino								
Number of sheep	5,208	238	439	530	540	1,424	1,270	767
Number of holdings	455	155	115	73	40	46	18	7

Table 4. Distribution of goats by herd size

number of goats

Administrative Area	Total	1-2	3-5	6-9	10-19	20-49	50-99	>=100
MALTA								
Number of sheep	5,635	422	734	843	1,061	1,408	822	345
Number of holdings	739	289	190	119	80	47	12	2
Malta								
Number of sheep	4,016	268	571	616	774	1,124	439	225
Number of holdings	516	178	148	87	58	38	6	1
Gozo and Comino								
Number of sheep	1,619	154	164	227	287	284	383	120
Number of holdings	223	111	43	32	22	9	6	1
Southern harbour								
Number of sheep	489	26	36	30	-	219	178	-
Number of holdings	41	15	11	5	-	7	3	-
Northern harbour								
Number of sheep	627	15	46	42	121	312	90	-
Number of holdings	46	9	11	6	8	11	1	-
South eastern								
Number of sheep	1,661	88	291	210	318	358	171	225
Number of holdings	199	55	74	28	26	12	2	1
Western								
Number of sheep	824	69	124	222	207	202	-	-
Number of holdings	132	48	31	31	15	6	-	-
Northern								
Number of sheep	414	69	75	111	127	33	-	-
Number of holdings	97	50	20	17	9	1	-	-
Gozo and Comino								
Number of sheep	1,619	154	164	227	287	284	383	120
Number of holdings	223	111	43	32	22	9	6	1

Table 5. Distribution of holdings by type of holding

Administrative Area	Total number of holdings	Total Sheep and Goats	Solely sheep holdings	Total sheep on solely sheep holdings	Solely goats holdings	Total goats on solely goat holdings	Mixed sheep and goats holdings	Total sheep and goats on mixed sheep and goats holdings
MALTA	1,419	19,765	679	6,286	201	1,234	539	12,246
Malta	913	12,938	397	3,938	150	1,108	366	7,892
Gozo and Comino	506	6,827	282	2,348	51	126	173	4,354
Southern harbour	63	870	23	123	15	174	25	573
Northern harbour	70	1,588	24	465	15	245	31	878
South eastern	284	4,420	85	866	48	387	151	3,168
Western	327	3,907	195	1,671	44	218	88	2,017
Northern	168	2,153	71	813	27	84	71	1,257
Gozo and Comino	506	6,827	282	2,348	51	126	173	4,354

Chart 2. Percentage distribution of holdings by type of holding

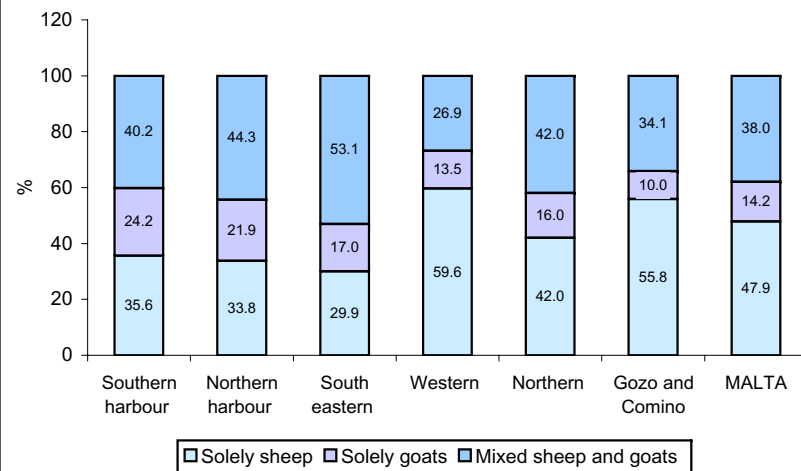


Chart 3. Percentage distribution of sheep and goats by type of holding

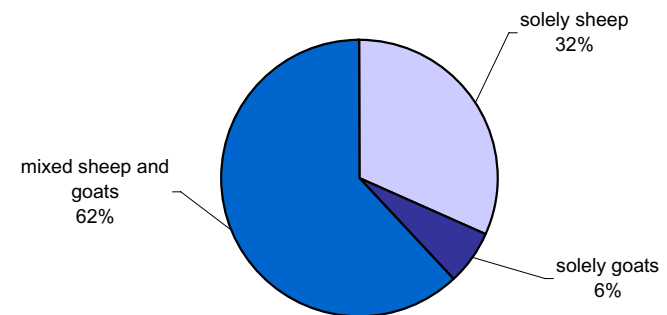


Table 6. Sheep population by category and region: 2003- 2004

Year	Lambs			Ewe Lambs			Ewes			Male Sheep			Total		
	Malta	Gozo & Comino	Total	Malta	Gozo & Comino	Total	Malta	Gozo & Comino	Total	Malta	Gozo & Comino	Total	Malta	Gozo & Comino	Total
2003	2,383	1,400	3,783	1,689	768	2,457	5,128	2,898	8,026	414	181	595	9,614	5,247	14,861
2004	2,190	1,333	3,523	1,470	761	2,231	4,875	2,934	7,809	387	181	568	8,922	5,208	14,130
%04/03	-8.1%	-4.8%	-6.9%	-13.0%	-1.0%	-9.2%	-4.9%	1.2%	-2.7%	-6.5%	-0.2%	-4.6%	-7.2%	-0.7%	-4.9%

Table 7. Goat population by category and region: 2003- 2004

Year	Kids			Goats mated for the first time			Goats that have already kidded			Male Goats			Total		
	Malta	Gozo & Comino	Total	Malta	Gozo & Comino	Total	Malta	Gozo & Comino	Total	Malta	Gozo & Comino	Total	Malta	Gozo & Comino	Total
2003	679	217	896	718	261	979	2,069	1,060	3,129	291	79	370	3,757	1,617	5,374
2004	737	184	921	697	323	1,020	2,251	1,031	3,282	331	81	412	4,016	1,619	5,635
%04/03	8.5%	-15.3%	2.8%	-2.9%	23.6%	4.2%	8.8%	-2.7%	4.9%	13.7%	2.9%	11.4%	6.9%	0.1%	4.9%

Chart 4. Regional annual percentage change of sheep

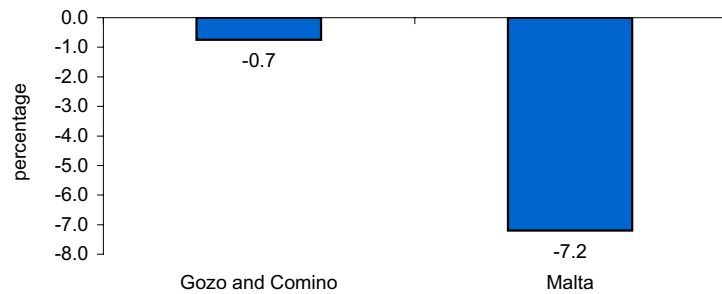
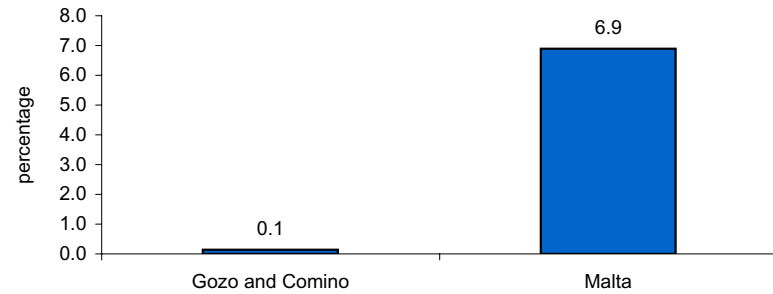
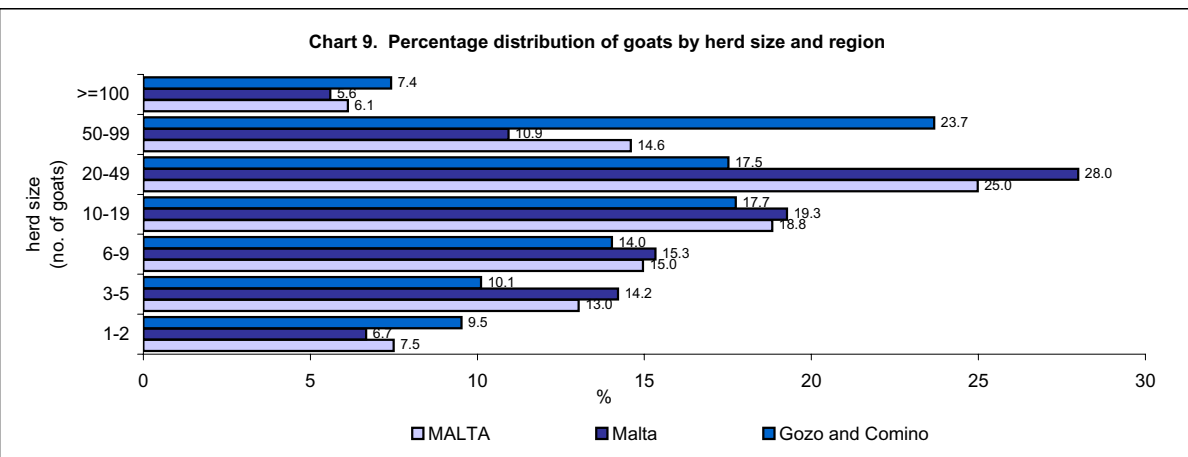
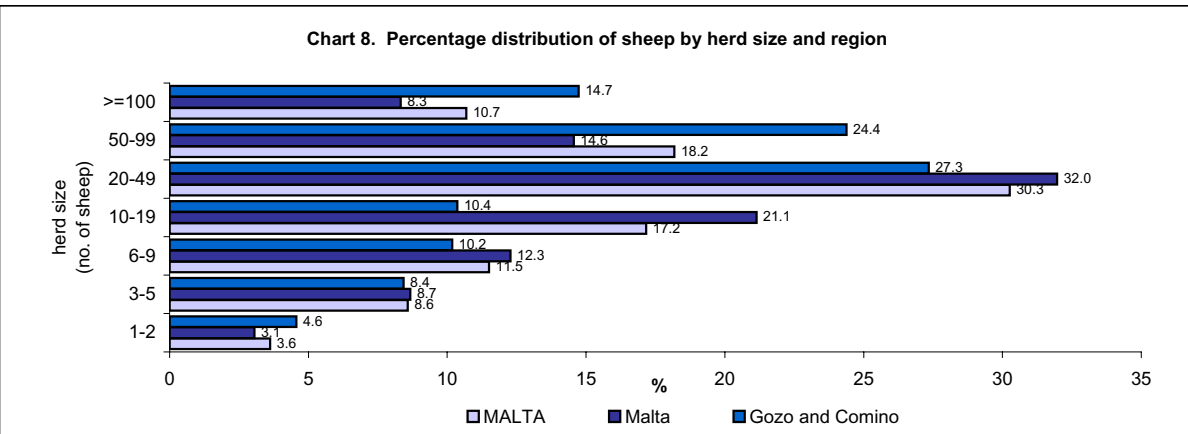
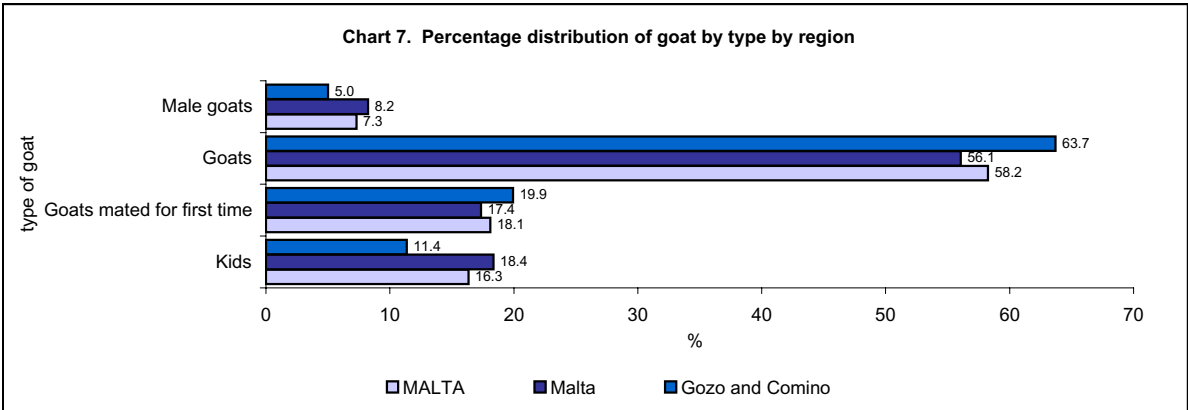
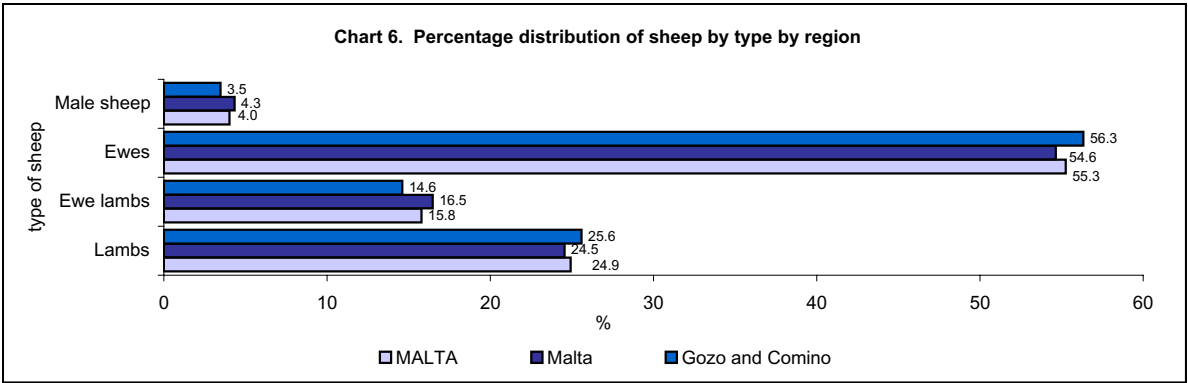


Chart 5. Regional annual percentage change of goats





Methodological Notes

1. The sheep & goats survey is carried out every year and is in accordance to Council Directive93/25/EEC of 1 June 1993 on the statistical surveys to be carried out on bovine animal production.
2. The survey is carried out once a year with a census date being 1st December.
3. The census is a postal survey and a response rate of 89 per cent is achieved.
4. The data in this release are final and are not, normally, subject to revision.
5. The data are published by the NSO and can be obtained directly from the NSO website <http://www.nso.gov.mt>

NUTS classification

The Nomenclature of Territorial Units for Statistics (NUTS) is a common classification that is used to provide a single uniform breakdown of territorial units for the production of regional statistics with regard to the European Union. It was adopted on 26 May 2003 by means of a Regulation¹ of the European Parliament and of the Council.

¹ (EC) No. 1059/2003

NUTS levels					
Administrative area	I (National)	II (National)	III (Regional)	IV (District)	V (Locality)
MALTA	x	x	x	x	x
Malta			x		
Gozo & Comino			x		
Southern Harbour				x	
Northern Harbour				x	
South Eastern				x	
Western				x	
Northern				x	
Gozo & Comino				x	

COMPOSITION OF DISTRICTS - NUTS level V

Southern Harbour: Valletta, Birgu, Isla, Bormla, Żabbar, Fgura, Floriana, Kalkara, Luqa, Marsa Paola, Santa Luċija, Tarxien, Xgħajra.

Northern Harbour: Qormi, B'Kara, Gżira, Ħamrun, Msida, Pembroke, Pieta, San Ġiljan, San Ġwann, Santa Venera, Sliema, Swieqi, Ta' Xbiex.

South Eastern: Żejtun, B'Bugia, Gudja, Għaxaq, Kirkop, M'Scala, M'Xlokk, Mqabba, Qrendi, Safi, Żurrieq.

Western: Mdina, Żebbuġ, Siġġiewi, Attard, Balzan, Dingli, Iklin, Lija, Rabat, Mtarfa.

Northern: Għargħur, Mellieħa, Mgarr, Mosta, Naxxar, San Pawl il-Baħar.

Gozo and Comino: Rabat, Fontana, G'Sielem & Comino, Għarb, Għasri, Kerċem, Munxar, Nadur, Qala, San Lawrenz, Sannat, Xagħra, Xewkija, Żebbuġ.