

News Release



Date: 9 May 2005
No. : 94/2005
Time of release: 11.00 hrs

Theme:
Economy and Finance

Compiled by:

National Accounts Unit
e-mail: govtfinance.nso@gov.mt
Tel: 25997259

The monthly calendar of NSO News Releases may be consulted on the Office's website at www.nso.gov.mt

Government Finance

Government Expenditure on Social Security Benefits: Jan - Dec 2004

Government's total expenditure on social security benefits during the course of 2004 increased by Lm6.5 million or 3.3 per cent over the previous year, and totalled Lm207.5 million.

Contributory benefits, that is where pensions and other allowances payable are subject to some form of contribution test depending on the type of benefit claimed, amounted to Lm151.3 million, and made up 72.9 per cent of the total benefits paid by government under the social security vote. Compared to 2003, these benefits increased by Lm4.4 million, or 3.0 per cent. The main component of contributory benefits is the two-thirds pension, which increased by Lm2.9 million, or 6.0 per cent, and amounted to Lm51.7 million. The two-thirds pension made up more than 24.9 per cent of the total social security benefits paid during the year.

Other significant increases within the contributory benefits category were observed in the national minimum invalidity pension, which increased by Lm1.3 million, or 11.8 per cent, mainly due to an increase of 397 in the number of beneficiaries. On the other hand, a decline of more than Lm1.5 million, or 20.0 per cent was recorded in the increased retirement pension. This contraction was brought about by a reduction in the number of beneficiaries for this specific benefit. Concurrently, a sharp decline in the number of certificates officially notified resulted in a decline of Lm0.4 million to the sickness benefits which for 2004 totalled Lm1.9 million.

During the year under review, non-contributory benefits increased by Lm2.1 million or 3.9 per cent and amounted to Lm56.2 million. Social assistance, which is essentially made up of money paid to heads of households who are either unemployed or seeking employment, and whose relative financial means falls below that established by the Social Security Act, accounted for Lm1.8 million of this increase. Another increase of Lm0.4 million was paid to old-age pensioners, while on the other hand children's allowances declined by Lm0.6 million.

The total social security benefits paid during 2004 made up 11.2 per cent of the GDP at current market prices, which is exactly the same ratio reported for 2003.

A glossary at the end of this release defines the major pensions, grants and other benefits ■

National Statistics Office
Library & Information Unit
Lascaris, Valletta CMR 02, Malta
Tel: (+356) 25997219
Fax: (+356) 25997205
e-mail: nso@gov.mt
<http://www.nso.gov.mt>

Table 1. Quarterly and annual data on social security benefits ...

Lm

	2002				
	Q1	Q2	Q3	Q4	Total
Contributory Benefits	29,539,151	38,787,419	35,224,519	35,218,987	138,770,076
Pensions in respect of Retirement	18,287,157	23,837,523	19,704,223	19,057,835	80,886,738
<i>Retirement Pension</i>	2,903,252	4,030,165	3,028,011	3,481,227	13,442,655
<i>National Minimum Pension</i>	2,706,459	2,760,947	3,545,828	2,696,108	11,709,342
<i>Increased Retirement Pension</i>	1,906,320	2,614,547	1,583,238	1,514,579	7,618,684
<i>Two-thirds Pension</i>	10,170,064	13,817,081	10,749,438	10,699,648	45,436,231
<i>Increased National Minimum Pension</i>	553,626	554,909	754,885	581,263	2,444,683
<i>Decreased National Minimum Pension</i>	47,436	59,874	42,823	85,010	235,143
Pensions in respect of Invalidity	2,579,381	2,725,527	3,766,312	3,001,513	12,072,733
<i>Invalidity Pension</i>	382,973	407,519	662,967	555,563	2,009,022
<i>Increased Invalidity Pension</i>	192,970	188,638	253,891	185,094	820,593
<i>National Minimum Invalidity Pension</i>	1,990,041	2,117,083	2,834,203	2,247,226	9,188,553
<i>Decreased National Minimum Invalidity Pension</i>	13,397	12,287	15,251	13,630	54,565
Pensions in respect of Widowhood	6,662,935	6,919,057	9,349,563	7,679,601	30,611,156
<i>Widow's Pension</i>	663,867	878,057	1,243,505	1,497,482	4,282,911
<i>Early Survivor's Pension</i>	995,878	1,011,519	1,351,743	1,028,823	4,387,963
<i>Survivor's Pension</i>	1,591,357	1,633,022	2,257,310	1,750,907	7,232,596
<i>National Minimum Widow's Pension</i>	3,411,789	3,396,459	4,497,005	3,402,389	14,707,642
<i>Widow's Special Allowance</i>	44	-	-	-	44
Benefit in Respect of Industrial Injuries and Gratuities	182,326	195,319	223,564	237,776	838,985
<i>Injury Benefit</i>	123,760	131,686	155,374	167,457	578,277
<i>Injury Pension</i>	35,684	35,465	46,759	34,599	152,507
<i>Injury Gratuity</i>	22,882	28,168	21,431	35,720	108,201
Other Benefits	985,840	1,095,920	1,075,262	1,077,170	4,234,192
<i>Unemployment Benefit</i>	200,297	205,722	200,332	165,274	771,625
<i>Special Unemployment Benefit</i>	123,150	126,673	88,191	115,738	453,752
<i>Maternity Benefit</i>	144,772	152,803	160,978	158,808	617,361
<i>Sickness Benefit</i>	474,067	543,885	516,935	535,449	2,070,336
<i>Orphans Allowance</i>	1,756	9,093	4,752	3,267	18,868
<i>Marriage Grant</i>	41,787	55,362	104,074	97,590	298,813
<i>Re-Marriage Gratuity</i>	11	2,382	-	1,044	3,437
Bonus	841,512	4,014,073	1,105,595	4,165,092	10,126,272
Non-Contributory Benefits	12,183,123	13,875,709	12,178,249	13,741,835	51,978,916
Children's Allowance	4,314,022	4,053,749	3,534,965	3,947,754	15,850,490
Old Age	1,349,924	1,342,793	1,351,166	1,786,436	5,830,319
Disability Pensions/Allowance	707,032	699,637	698,573	910,715	3,015,957
Social Assistance	3,898,518	4,856,517	4,237,049	4,218,187	17,210,271
Medical Assistance	1,151,037	1,229,725	1,622,951	1,200,581	5,204,294
Supplementary Assistance	496,087	503,727	455,402	472,225	1,927,441
Bonus	266,503	1,189,561	278,143	1,205,937	2,940,144
Total Social Security Benefits	41,722,274	52,663,128	47,402,768	48,960,822	190,748,992
GDP AT CURRENT MARKET PRICES (Lm000)	405,307	437,381	462,635	436,249	1,741,573
Total Benefits as % of GDP	10.29	12.04	10.25	11.22	10.95

... Table 1. Quarterly and annual data on social security benefits

Lm

	2003				
	Q1	Q2	Q3	Q4	Total
Contributory Benefits	32,308,781	43,714,757	34,669,895	36,144,997	146,838,430
Pensions in respect of Retirement	19,758,114	24,898,575	20,409,642	19,065,362	84,131,693
<i>Retirement Pension</i>	3,459,190	4,421,470	3,081,136	2,812,384	13,774,180
<i>National Minimum Pension</i>	2,730,558	2,667,765	3,470,848	2,507,607	11,376,778
<i>Increased Retirement Pension</i>	1,870,269	2,165,720	1,617,147	1,707,237	7,360,373
<i>Two-thirds Pension</i>	11,022,536	14,981,300	11,364,921	11,397,537	48,766,294
<i>Increased National Minimum Pension</i>	631,706	605,689	829,047	594,347	2,660,789
<i>Decreased National Minimum Pension</i>	43,855	56,631	46,543	46,250	193,279
Pensions in respect of Invalidity	3,065,499	3,295,078	4,408,363	3,426,833	14,195,773
<i>Invalidity Pension</i>	474,813	598,502	772,737	607,069	2,453,121
<i>Increased Invalidity Pension</i>	191,059	186,297	240,034	173,888	791,278
<i>National Minimum Invalidity Pension</i>	2,387,401	2,498,468	3,380,162	2,633,904	10,899,935
<i>Decreased National Minimum Invalidity Pension</i>	12,226	11,811	15,430	11,972	51,439
Pensions in respect of Widowhood	7,464,999	9,692,238	7,366,801	7,928,981	32,453,019
<i>Widow's Pension</i>	1,089,328	1,144,619	908,875	1,397,809	4,540,631
<i>Early Survivor's Pension</i>	1,057,915	1,408,118	1,060,656	1,078,869	4,605,558
<i>Survivor's Pension</i>	1,819,993	2,499,095	1,928,341	1,977,094	8,224,523
<i>National Minimum Widow's Pension</i>	3,497,763	4,640,406	3,468,929	3,475,209	15,082,307
<i>Widow's Special Allowance</i>	-	-	-	-	-
Benefit in Respect of Industrial Injuries and Gratuities	212,796	243,744	209,860	234,621	901,021
<i>Injury Benefit</i>	138,377	154,214	136,328	169,689	598,608
<i>Injury Pension</i>	35,909	36,109	47,902	36,579	156,499
<i>Injury Gratuity</i>	38,510	53,421	25,630	28,353	145,914
Other Benefits	928,654	1,299,844	1,059,399	1,135,564	4,423,461
<i>Unemployment Benefit</i>	152,973	180,748	194,694	217,139	745,554
<i>Special Unemployment Benefit</i>	103,125	116,799	122,051	131,619	473,594
<i>Maternity Benefit</i>	136,565	177,752	149,041	175,319	638,677
<i>Sickness Benefit</i>	486,917	740,726	507,345	537,639	2,272,627
<i>Orphans Allowance</i>	4,802	5,245	4,006	3,776	17,829
<i>Marriage Grant</i>	39,717	72,343	82,262	70,072	264,394
<i>Re-Marriage Gratuity</i>	4,555	6,231	-	-	10,786
Bonus	878,719	4,285,278	1,215,830	4,353,636	10,733,463
Non-Contributory Benefits	12,445,412	15,085,070	12,034,355	14,518,515	54,083,352
Children's Allowance	3,889,844	3,869,717	3,266,067	3,833,003	14,858,631
Old Age	1,368,342	1,354,650	1,350,393	1,813,798	5,887,183
Disability Pensions/Allowance	739,172	740,206	744,260	997,915	3,221,553
Social Assistance	4,270,748	5,509,582	4,502,190	4,666,587	18,949,107
Medical Assistance	1,300,838	1,761,578	1,318,338	1,322,211	5,702,965
Supplementary Assistance	602,977	611,705	572,879	626,918	2,414,479
Bonus	273,491	1,237,632	280,228	1,258,083	3,049,434
Total Social Security Benefits	44,754,193	58,799,827	46,704,250	50,663,512	200,921,782
GDP AT CURRENT MARKET PRICES (Lm000)	414,343	451,884	471,007	459,037	1,796,270
Total Benefits as % of GDP	10.80	13.01	9.92	11.04	11.19

... Table 1. Quarterly and annual data on social security benefits

Lm

	2004				
	Q1	Q2	Q3	Q4	Total
Contributory Benefits	38,260,778	39,294,203	36,602,901	37,109,828	151,267,710
Pensions in respect of Retirement	24,979,626	20,049,779	21,302,849	20,114,742	86,446,996
<i>Retirement Pension</i>	4,008,877	3,354,330	3,682,505	3,284,694	14,330,406
<i>National Minimum Pension</i>	2,545,497	2,708,698	3,412,257	2,727,012	11,393,464
<i>Increased Retirement Pension</i>	2,227,575	1,323,138	1,175,353	1,161,193	5,887,259
<i>Two-thirds Pension</i>	15,499,623	11,905,502	12,065,487	12,212,907	51,683,519
<i>Increased National Minimum Pension</i>	634,871	710,856	920,333	682,640	2,948,700
<i>Decreased National Minimum Pension</i>	63,183	47,255	46,914	46,295	203,647
Pensions in respect of Invalidity	3,425,214	3,578,027	4,823,696	3,599,015	15,425,952
<i>Invalidity Pension</i>	517,249	559,470	794,506	613,892	2,485,117
<i>Increased Invalidity Pension</i>	169,829	167,694	213,156	155,326	706,005
<i>National Minimum Invalidity Pension</i>	2,726,119	2,842,948	3,801,128	2,815,039	12,185,234
<i>Decreased National Minimum Invalidity Pension</i>	12,017	7,915	14,906	14,759	49,597
Pensions in respect of Widowhood	7,470,746	10,018,832	8,137,869	7,617,216	33,244,663
<i>Widow's Pension</i>	830,790	1,023,128	1,307,075	810,999	3,971,992
<i>Early Survivor's Pension</i>	1,087,932	1,461,050	1,111,306	1,119,476	4,779,764
<i>Survivor's Pension</i>	2,034,642	2,818,830	2,145,939	2,161,135	9,160,546
<i>National Minimum Widow's Pension</i>	3,517,382	4,715,824	3,573,549	3,525,607	15,332,362
<i>Widow's Special Allowance</i>	-	-	-	-	-
Benefit in Respect of Industrial Injuries and Gratuities	162,481	181,841	203,296	197,213	744,831
<i>Injury Benefit</i>	101,587	117,243	127,024	138,151	484,005
<i>Injury Pension</i>	36,012	37,094	48,318	36,529	157,953
<i>Injury Gratuity</i>	24,882	27,504	27,954	22,533	102,873
Other Benefits	1,163,158	1,028,347	983,364	1,030,530	4,205,399
<i>Unemployment Benefit</i>	276,207	225,819	199,983	192,186	894,195
<i>Special Unemployment Benefit</i>	148,903	138,861	94,152	103,358	485,274
<i>Maternity Benefit</i>	162,457	151,371	144,332	168,543	626,703
<i>Sickness Benefit</i>	528,967	445,705	433,888	481,653	1,890,213
<i>Orphans Allowance</i>	3,741	4,940	5,429	3,074	17,184
<i>Marriage Grant</i>	38,661	57,481	102,303	79,408	277,853
<i>Re-Marriage Gratuity</i>	4,222	4,170	3,277	2,309	13,978
Bonus	1,059,553	4,437,377	1,151,827	4,551,112	11,199,869
Non-Contributory Benefits	14,003,042	14,539,062	12,861,146	14,787,267	56,190,517
Children's Allowance	3,745,881	3,759,332	3,337,849	3,442,014	14,285,076
Old Age	1,375,710	1,380,071	1,535,017	1,977,222	6,268,020
Disability Pensions/Allowance	767,667	766,010	794,977	1,048,974	3,377,628
Social Assistance	5,816,790	4,947,180	4,946,273	5,058,700	20,768,943
Medical Assistance	1,339,431	1,792,548	1,332,366	1,323,593	5,787,938
Supplementary Assistance	621,831	642,490	623,475	639,820	2,527,616
Bonus	335,732	1,251,431	291,189	1,296,944	3,175,296
Total Social Security Benefits	52,263,820	53,833,265	49,464,047	51,897,095	207,458,227
GDP AT CURRENT MARKET PRICES (Lm000)	440,168	453,020	484,444	476,631	1,854,263
Total Benefits as % of GDP	11.87	11.88	10.21	10.89	11.19

Table 2. Percentage distribution of benefits ...

%

	2002				
	Q1	Q2	Q3	Q4	Total
Contributory Benefits	100.00	100.00	100.00	100.00	100.00
Pensions in respect of Retirement	61.91	61.46	55.94	54.11	58.29
<i>Retirement Pension</i>	9.83	10.39	8.60	9.88	9.69
<i>National Minimum Pension</i>	9.16	7.12	10.07	7.66	8.44
<i>Increased Retirement Pension</i>	6.45	6.74	4.49	4.30	5.49
<i>Two-thirds Pension</i>	34.43	35.62	30.52	30.38	32.74
<i>Increased National Minimum Pension</i>	1.87	1.43	2.14	1.65	1.76
<i>Decreased National Minimum Pension</i>	0.16	0.15	0.12	0.24	0.17
Pensions in respect of Invalidity	8.73	7.03	10.69	8.52	8.70
<i>Invalidity Pension</i>	1.30	1.05	1.88	1.58	1.45
<i>Increased Invalidity Pension</i>	0.65	0.49	0.72	0.53	0.59
<i>National Minimum Invalidity Pension</i>	6.74	5.46	8.05	6.38	6.62
<i>Decreased National Minimum Invalidity Pension</i>	0.05	0.03	0.04	0.04	0.04
Pensions in respect of Widowhood	22.56	17.84	26.54	21.81	22.06
<i>Widow's Pension</i>	2.25	2.26	3.53	4.25	3.09
<i>Early Survivor's Pension</i>	3.37	2.61	3.84	2.92	3.16
<i>Survivor's Pension</i>	5.39	4.21	6.41	4.97	5.21
<i>National Minimum Widow's Pension</i>	11.55	8.76	12.77	9.66	10.60
<i>Widow's Special Allowance</i>	0.00	0.00	0.00	0.00	0.00
Benefit in Respect of Industrial Injuries and Gratuities	0.62	0.50	0.63	0.68	0.60
<i>Injury Benefit</i>	0.42	0.34	0.44	0.48	0.42
<i>Injury Pension</i>	0.12	0.09	0.13	0.10	0.11
<i>Injury Gratuity</i>	0.08	0.07	0.06	0.10	0.08
Other Benefits	3.34	2.83	3.05	3.06	3.05
<i>Unemployment Benefit</i>	0.68	0.53	0.57	0.47	0.56
<i>Special Unemployment Benefit</i>	0.42	0.33	0.25	0.33	0.33
<i>Maternity Benefit</i>	0.49	0.39	0.46	0.45	0.44
<i>Sickness Benefit</i>	1.60	1.40	1.47	1.52	1.49
<i>Orphans Allowance</i>	0.01	0.02	0.01	0.01	0.01
<i>Marriage Grant</i>	0.14	0.14	0.30	0.28	0.22
<i>Re-Marriage Gratuity</i>	0.00	0.01	0.00	0.00	0.00
<i>Bonus</i>	0.00	0.00	0.00	0.00	0.00
Bonus	2.85	10.35	3.14	11.83	7.30
Non-Contributory Benefits	100.00	100.00	100.00	100.00	100.00
Children's Allowance	35.41	29.21	29.03	28.73	30.49
Old Age	11.08	9.68	11.09	13.00	11.22
Disability Pensions/Allowance	5.80	5.04	5.74	6.63	5.80
Social Assistance	32.00	35.00	34.79	30.70	33.11
Medical Assistance	9.45	8.86	13.33	8.74	10.01
Supplementary Assistance	4.07	3.63	3.74	3.44	3.71
Bonus	2.19	8.57	2.28	8.78	5.66
Total Social Security Benefits	100.00	100.00	100.00	100.00	100.00
<i>Contributory Benefits</i>	70.80	73.65	74.31	71.93	72.75
<i>Non-Contributory Benefits</i>	29.20	26.35	25.69	28.07	27.25

... Table 2. Percentage distribution of benefits

%

	2003				
	Q1	Q2	Q3	Q4	Total
Contributory Benefits	100.00	100.00	100.00	100.00	100.00
Pensions in respect of Retirement	61.15	56.96	58.87	52.75	57.30
<i>Retirement Pension</i>	10.71	10.11	8.89	7.78	9.38
<i>National Minimum Pension</i>	8.45	6.10	10.01	6.94	7.75
<i>Increased Retirement Pension</i>	5.79	4.95	4.66	4.72	5.01
<i>Two-thirds Pension</i>	34.12	34.27	32.78	31.53	33.21
<i>Increased National Minimum Pension</i>	1.96	1.39	2.39	1.64	1.81
<i>Decreased National Minimum Pension</i>	0.14	0.13	0.13	0.13	0.13
Pensions in respect of Invalidity	9.49	7.54	12.72	9.48	9.67
<i>Invalidity Pension</i>	1.47	1.37	2.23	1.68	1.67
<i>Increased Invalidity Pension</i>	0.59	0.43	0.69	0.48	0.54
<i>National Minimum Invalidity Pension</i>	7.39	5.72	9.75	7.29	7.42
<i>Decreased National Minimum Invalidity Pension</i>	0.04	0.03	0.04	0.03	0.04
Pensions in respect of Widowhood	23.11	22.17	21.25	21.94	22.10
<i>Widow's Pension</i>	3.37	2.62	2.62	3.87	3.09
<i>Early Survivor's Pension</i>	3.27	3.22	3.06	2.98	3.14
<i>Survivor's Pension</i>	5.63	5.72	5.56	5.47	5.60
<i>National Minimum Widow's Pension</i>	10.83	10.62	10.01	9.61	10.27
<i>Widow's Special Allowance</i>	0.00	0.00	0.00	0.00	0.00
Benefit in Respect of Industrial Injuries and Gratuities	0.66	0.56	0.61	0.65	0.61
<i>Injury Benefit</i>	0.43	0.35	0.39	0.47	0.41
<i>Injury Pension</i>	0.11	0.08	0.14	0.10	0.11
<i>Injury Gratuity</i>	0.12	0.12	0.07	0.08	0.10
Other Benefits	2.87	2.97	3.06	3.14	3.01
<i>Unemployment Benefit</i>	0.47	0.41	0.56	0.60	0.51
<i>Special Unemployment Benefit</i>	0.32	0.27	0.35	0.36	0.32
<i>Maternity Benefit</i>	0.42	0.41	0.43	0.49	0.43
<i>Sickness Benefit</i>	1.51	1.69	1.46	1.49	1.55
<i>Orphans Allowance</i>	0.01	0.01	0.01	0.01	0.01
<i>Marriage Grant</i>	0.12	0.17	0.24	0.19	0.18
<i>Re-Marriage Gratuity</i>	0.01	0.01	0.00	0.00	0.01
Bonus	2.72	9.80	3.51	12.04	7.31
Non-Contributory Benefits	100.00	100.00	100.00	100.00	100.00
Children's Allowance	31.26	25.65	27.14	26.40	27.47
Old Age	10.99	8.98	11.22	12.49	10.89
Disability Pensions/Allowance	5.94	4.91	6.18	6.87	5.96
Social Assistance	34.32	36.52	37.41	32.14	35.04
Medical Assistance	10.45	11.68	10.95	9.11	10.54
Supplementary Assistance	4.84	4.06	4.76	4.32	4.46
Bonus	2.20	8.20	2.33	8.67	5.64
Total Social Security Benefits	100.00	100.00	100.00	100.00	100.00
<i>Contributory Benefits</i>	72.19	74.35	74.23	71.34	73.08
<i>Non-Contributory Benefits</i>	27.81	25.65	25.77	28.66	26.92

... Table 2. Percentage distribution of benefits

%

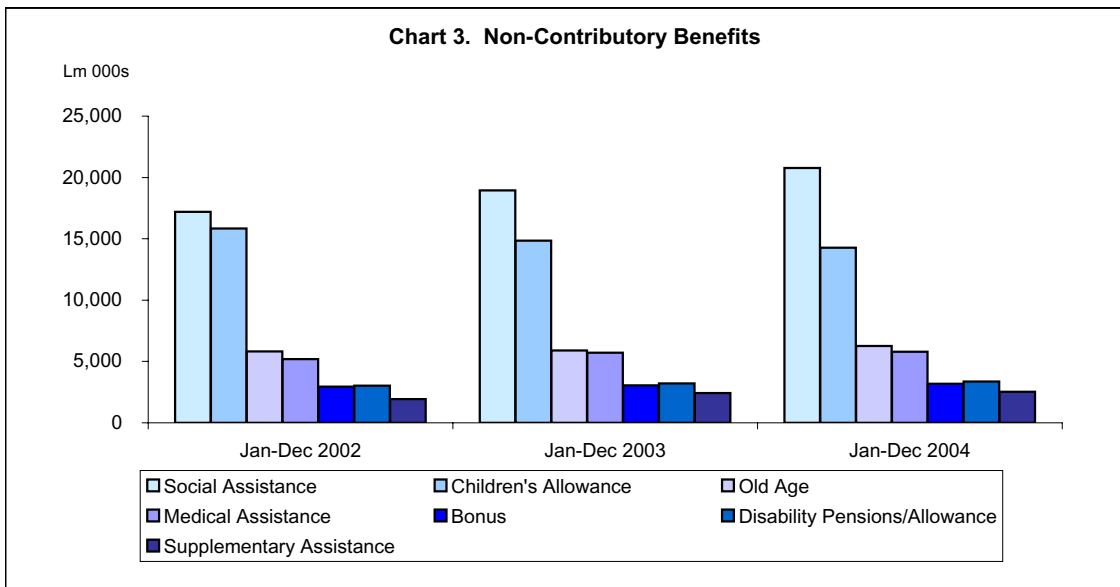
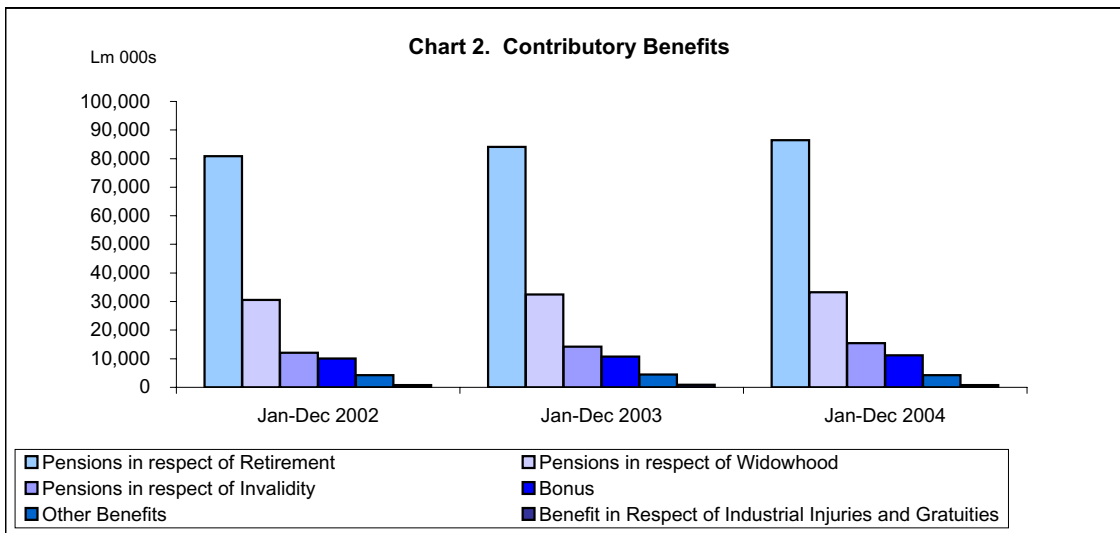
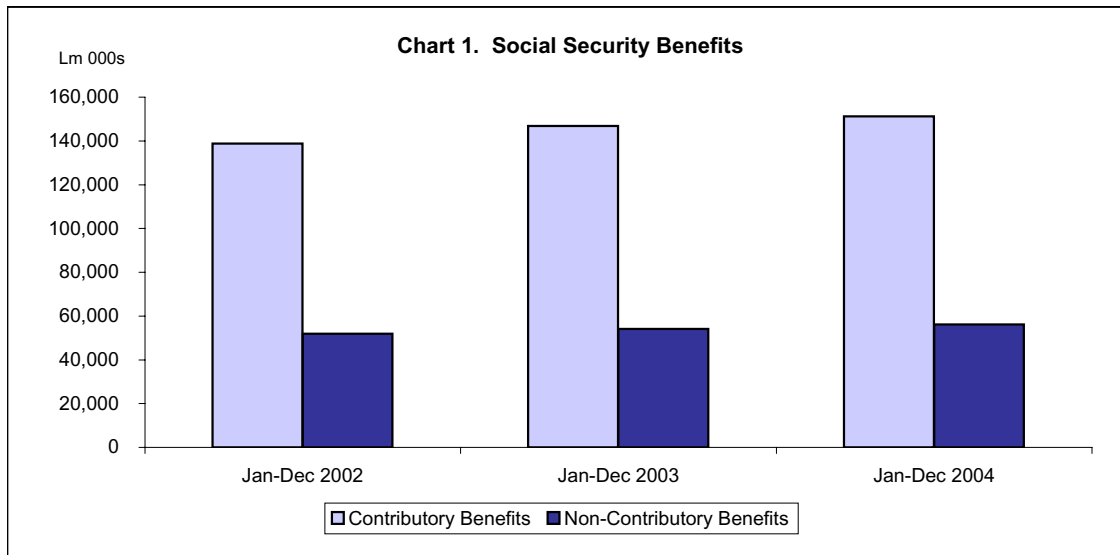
	2004				
	Q1	Q2	Q3	Q4	Total
Contributory Benefits	100.00	100.00	100.00	100.00	100.00
Pensions in respect of Retirement	65.29	51.02	58.20	54.20	57.15
<i>Retirement Pension</i>	10.48	8.54	10.06	8.85	9.47
<i>National Minimum Pension</i>	6.65	6.89	9.32	7.35	7.53
<i>Increased Retirement Pension</i>	5.82	3.37	3.21	3.13	3.89
<i>Two-thirds Pension</i>	40.51	30.30	32.96	32.91	34.17
<i>Increased National Minimum Pension</i>	1.66	1.81	2.51	1.84	1.95
<i>Decreased National Minimum Pension</i>	0.17	0.12	0.13	0.12	0.13
Pensions in respect of Invalidity	8.95	9.11	13.18	9.70	10.20
<i>Invalidity Pension</i>	1.35	1.42	2.17	1.65	1.64
<i>Increased Invalidity Pension</i>	0.44	0.43	0.58	0.42	0.47
<i>National Minimum Invalidity Pension</i>	7.13	7.24	10.38	7.59	8.06
<i>Decreased National Minimum Invalidity Pension</i>	0.03	0.02	0.04	0.04	0.03
Pensions in respect of Widowhood	19.53	25.50	22.23	20.53	21.98
<i>Widow's Pension</i>	2.17	2.60	3.57	2.19	2.63
<i>Early Survivor's Pension</i>	2.84	3.72	3.04	3.02	3.16
<i>Survivor's Pension</i>	5.32	7.17	5.86	5.82	6.06
<i>National Minimum Widow's Pension</i>	9.19	12.00	9.76	9.50	10.14
<i>Widow's Special Allowance</i>	0.00	0.00	0.00	0.00	0.00
Benefit in Respect of Industrial Injuries and Gratuities	0.42	0.46	0.56	0.53	0.49
<i>Injury Benefit</i>	0.27	0.30	0.35	0.37	0.32
<i>Injury Pension</i>	0.09	0.09	0.13	0.10	0.10
<i>Injury Gratuity</i>	0.07	0.07	0.08	0.06	0.07
Other Benefits	3.04	2.62	2.69	2.78	2.78
<i>Unemployment Benefit</i>	0.72	0.57	0.55	0.52	0.59
<i>Special Unemployment Benefit</i>	0.39	0.35	0.26	0.28	0.32
<i>Maternity Benefit</i>	0.42	0.39	0.39	0.45	0.41
<i>Sickness Benefit</i>	1.38	1.13	1.19	1.30	1.25
<i>Orphans Allowance</i>	0.01	0.01	0.01	0.01	0.01
<i>Marriage Grant</i>	0.10	0.15	0.28	0.21	0.18
<i>Re-Marriage Gratuity</i>	0.01	0.01	0.01	0.01	0.01
Bonus	2.77	11.29	3.15	12.26	7.40
Non-Contributory Benefits	100.00	100.00	100.00	100.00	100.00
Children's Allowance	26.75	25.86	25.95	23.28	25.42
Old Age	9.82	9.49	11.94	13.37	11.15
Disability Pensions/Allowance	5.48	5.27	6.18	7.09	6.01
Social Assistance	41.54	34.03	38.46	34.21	36.96
Medical Assistance	9.57	12.33	10.36	8.95	10.30
Supplementary Assistance	4.44	4.42	4.85	4.33	4.50
Bonus	2.40	8.61	2.26	8.77	5.65
Total Social Security Benefits	100.00	100.00	100.00	100.00	100.00
<i>Contributory Benefits</i>	73.21	72.99	74.00	71.51	72.91
<i>Non-Contributory Benefits</i>	26.79	27.01	26.00	28.49	27.09

Table 3. Comparative Social Security Benefits (Jan-Dec Indices)

Description	Jan-Dec 2002	Jan-Dec 2003	Jan-Dec 2004
	Jan-Dec 2002 = 100		
Contributory Benefits	100.00	105.81	109.01
Pensions in respect of Retirement	100.00	104.01	106.87
Retirement Pension	100.00	102.47	106.60
National Minimum Pension	100.00	97.16	97.30
Increased Retirement Pension	100.00	96.61	77.27
Two-thirds Pension	100.00	107.33	113.75
Increased National Minimum Pension	100.00	108.84	120.62
Decreased National Minimum Pension	100.00	82.20	86.61
Pensions in respect of Invalidity	100.00	117.59	127.78
Invalidity Pension	100.00	122.11	123.70
Increased Invalidity Pension	100.00	96.43	86.04
National Minimum Invalidity Pension	100.00	118.63	132.61
Decreased National Minimum Invalidity Pension	100.00	94.27	90.89
Pensions in respect of Widowhood	100.00	106.02	108.60
Widow's Pension	100.00	106.02	92.74
Early Survivor's Pension	100.00	104.96	108.93
Survivor's Pension	100.00	113.71	126.66
National Minimum Widow's Pension	100.00	102.55	104.25
Widow's Special Allowance	100.00	0.00	0.00
Benefit in Respect of Industrial Injuries and Gratuities	100.00	107.39	88.78
<i>Injury Benefit</i>	100.00	103.52	83.70
<i>Injury Pension</i>	100.00	102.62	103.57
<i>Injury Gratuity</i>	100.00	134.85	95.08
Other Benefits	100.00	104.47	99.32
Unemployment Benefit	100.00	96.62	115.88
Special Unemployment Benefit	100.00	104.37	106.95
Maternity Benefit	100.00	103.45	101.51
Sickness Benefit	100.00	109.77	91.30
Orphans Allowance	100.00	94.49	91.07
Marriage Grant	100.00	88.48	92.99
Re-Marriage Gratuity	100.00	313.82	406.68
Bonus	100.00	106.00	110.60
Non-Contributory Benefits	100.00	104.05	108.10
Children's Allowance	100.00	93.74	90.12
Old Age	100.00	100.98	107.51
Disability Pensions/Allowance	100.00	106.82	111.99
Social Assistance	100.00	110.10	120.68
Medical Assistance	100.00	109.58	111.21
Supplementary Assistance	100.00	125.27	131.14
Bonus	100.00	103.72	108.00
Total Social Security Benefits	100.00	105.33	108.76

Table 4. Comparative Social Security Benefits (Jan-Dec)

Description	Jan-Dec 2002	Jan-Dec 2003	Jan-Dec 2004	Jan-Dec 2003/Jan-Dec 2004	
				Absolute Change	% change
	Lm thousands				
Contributory Benefits	138,770	146,838	151,268	4,429	3.02
Pensions in respect of Retirement	80,887	84,132	86,447	2,315	2.75
<i>Retirement Pension</i>	13,443	13,774	14,330	556	4.04
<i>National Minimum Pension</i>	11,709	11,377	11,393	17	0.15
<i>Increased Retirement Pension</i>	7,619	7,360	5,887	-1,473	-20.01
<i>Two-thirds Pension</i>	45,436	48,766	51,684	2,917	5.98
<i>Increased National Minimum Pension</i>	2,445	2,661	2,949	288	10.82
<i>Decreased National Minimum Pension</i>	235	193	204	10	5.36
Pensions in respect of Invalidity	12,073	14,196	15,426	1,230	8.67
<i>Invalidity Pension</i>	2,009	2,453	2,485	32	1.30
<i>Increased Invalidity Pension</i>	821	791	706	-85	-10.78
<i>National Minimum Invalidity Pension</i>	9,189	10,900	12,185	1,285	11.79
<i>Decreased National Minimum Invalidity Pension</i>	55	51	50	-2	-3.58
Pensions in respect of Widowhood	30,611	32,453	33,245	792	2.44
<i>Widow's Pension</i>	4,283	4,541	3,972	-569	-12.52
<i>Early Survivor's Pension</i>	4,388	4,606	4,780	174	3.78
<i>Survivor's Pension</i>	7,233	8,225	9,161	936	11.38
<i>National Minimum Widow's Pension</i>	14,708	15,082	15,332	250	1.66
<i>Widow's Special Allowance</i>	0	0	0	0	0.00
Benefit in Respect of Industrial Injuries and Gratuities	839	901	745	-156	-17.33
<i>Injury Benefit</i>	578	599	484	-115	-19.14
<i>Injury Pension</i>	153	156	158	1	0.93
<i>Injury Gratuity</i>	108	146	103	-43	-29.50
Other Benefits	4,234	4,423	4,205	-218	-4.93
<i>Unemployment Benefit</i>	772	746	894	149	19.94
<i>Special Unemployment Benefit</i>	454	474	485	12	2.47
<i>Maternity Benefit</i>	617	639	627	-12	-1.87
<i>Sickness Benefit</i>	2,070	2,273	1,890	-382	-16.83
<i>Orphans Allowance</i>	19	18	17	-1	-3.62
<i>Marriage Grant</i>	299	264	278	13	5.09
<i>Re-Marriage Gratuity</i>	3	11	14	3	29.59
Bonus	10,126	10,733	11,200	466	4.35
Non-Contributory Benefits	51,979	54,083	56,191	2,107	3.90
Children's Allowance	15,850	14,859	14,285	-574	-3.86
Old Age	5,830	5,887	6,268	381	6.47
Disability Pensions/Allowance	3,016	3,222	3,378	156	4.84
Social Assistance	17,210	18,949	20,769	1,820	9.60
Medical Assistance	5,204	5,703	5,788	85	1.49
Supplementary Assistance	1,927	2,414	2,528	113	4.69
Bonus	2,940	3,049	3,175	126	4.13
Total Social Security Benefits	190,749	200,922	207,458	6,536	3.25



Glossary

Retirement Pension: is payable on reaching pension age (61 in the case of males and 60 for females). The rates and types of categories vary according to a range of statutory conditions.

National Minimum Pension / Increased National Minimum Pension is payable to a person who is not in receipt of a Service pension from an employer. The rates applicable are four-fifths of the National Minimum Wage in the case of a married man maintaining a wife and two-thirds of the National Minimum Wage in the case of any other person.

Increased Retirement Pension applies to cases where the sum total of a person's service pension together with the rate of retirement pension applicable in the case are lower than the two-thirds of the person's pensionable income.

Decreased National Minimum Pension: where a person is entitled to a service pension and his service pension together with the rate of retirement pension or increased retirement pension applicable in his case is less than the rate of national minimum pension in his case, such a person shall be entitled to the National minimum pension reduced by his service pension.

Two-Thirds Pension is a pension related to earnings, payable to persons who have retired after January 1979. This scheme provides for a pension equivalent to two-thirds of the insured person's pensionable income. Maximum and minimum rates are applicable.

Invalidity Pension is payable to persons deemed permanently incapable for suitable full-time or regular part-time employment. There are various rates according to different conditions.

Widows' Pension is payable to widows, irrespective of age, who are not gainfully occupied, who are occupied but earning less than the national minimum wage, or who are carrying out gainful activities but have the care and custody of children under 16 years of age. Rates may vary according to conditions outlined in the Social Security Act (Social Security Act, Part IV, and subsequent amendments). Any reference to a widow also means a widower.

Survivors' Pension is an earnings related pension payable to a widow whose husband was entitled to a two-thirds pension or whose husband would have been entitled to a pension had he reached retiring age at the time of his death.

Injury Benefit This benefit is payable for injury at work or contraction of industrial disease. Maximum entitlement is limited to 12 months.

Injury Pension: is payable if injury or disease caused or contracted whilst at work is considered to cause a loss of physical or mental faculty calculated between 20% and 89%. Rates awarded vary according to the degree of disability. Where the degree of disablement is assessed at 90% and over, the person concerned is automatically awarded an Invalidity Pension at the full rate.

Injury Gratuity is a lump sum payment payable to a person following injury at work and where the degree of disability is estimated as being between 1% and 19%.

Unemployment Benefit is payable to unemployed persons for a period of 156 days. This benefit is considered as a short-term benefit. Subsequently unemployed persons may qualify for long-term benefits under 'Social Assistance'.

Special Unemployment Benefit: entitlement is also for 156 days but at a higher rate. This benefit is applicable to persons who would qualify for non-contributory Social Assistance.

Maternity Benefit is payable to local residing pregnant citizens of Malta in respect of the last 8 weeks of pregnancy and the first 5 weeks after childbirth. This benefit is only payable if the female is not entitled to maternity leave from her employer, if employed.

Sickness Benefit: Entitlement of 156 days but may in certain cases be extended to 312 days. The first three days of each new claim for this benefit are not paid.

Orphans' Allowance is a weekly allowance paid to a guardian of a child or children who are under 16 years of age.

Orphans' Supplementary Allowance is a further weekly allowance paid to a guardian of a child or children aged between 16 years and 21 years who are not following any gainful occupation the gross earnings of which exceeds the national income wage.

Marriage Grant is a one-time payment payable upon marriage to persons ordinarily resident in Malta. To be eligible a person must be employed, self-employed or self-occupied for at least six months at any time prior to his marriage.

Re-marriage Grant is payable to a widow who remarries and hence forfeits her right to a widow's pension. The payment is equivalent to one year's widows' pension.

Children's Allowance is payable to locally residing female citizens of Malta who have the care of children under 16 years of age, and where the household income does not exceed a stipulated amount.

Old Age Pension is payable to citizens of Malta over 60 years of age.

Pensions in respect of Disability are payable to citizens of Malta over 16 years of age.

Social Assistance is payable to heads of households who are either unemployed or seeking employment and whose relative financial means falls below that established by the Social Security Act. This benefit is also payable to single or widowed females who lack financial resources and who are caring for an elderly or physically/mentally handicapped relative on a full-time basis.

Supplementary Assistance is payable to households where the total income of the members falls below the limits outlined by the Social Security Act.

Medical Assistance is a benefit payable to persons suffering from a chronic disease or condition that requires special diet.

Methodological note:

The data provided in this release is extracted from the cash accounting system of the Consolidated Fund of Government and from the records of the Department of Social Security. As such no revisions are envisaged.