

News Release



Date: 25 May 2006
No. : 110/2006
Time of release: 11.00 hrs

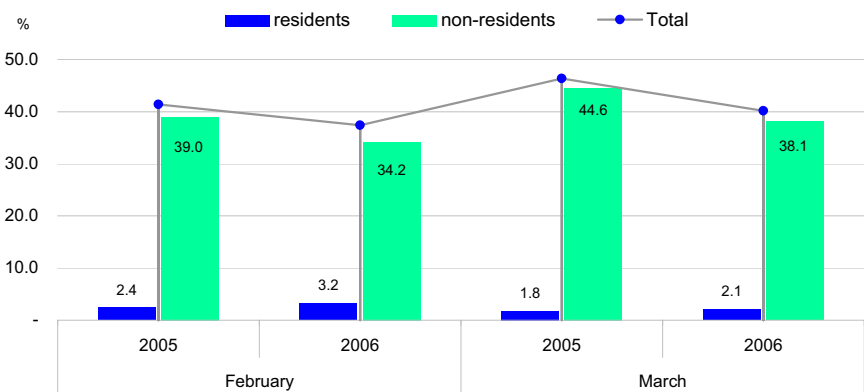
Tourism

Collective accommodation establishments: March 2006

Occupancy Trends

Occupancy trends during March 2006 reveal a drop in the overall demand for bed-places when compared to the corresponding month in 2005. Compared to March 2005 an increase of 4.8 per cent in the overall supply of bed-places was registered. Year-on-year, the overall occupancy rate (net use) went down by 6.2 percentage points to 40.2 per cent.

Chart 1. Net occupancy rates in collective accommodation establishments: February-March



Theme:
Industry and Services

Length of stay and nights spent

Compiled by:

Tourism Statistics Unit
e-mail: tourism.nso@gov.mt
Tel: 25997329

In March 2006, total nights spent in collective accommodation establishments were recorded at 471,065, a decline of 7.9 per cent over the corresponding month in 2005. Year-on-year, the average length of stay in collective accommodation establishments diminished by 0.9 nights to 5.6 nights.

Regional overview

Accounting for 95.7 per cent of the national bed-stock, the overall supply of bed-places in the Malta region stood at 37,845 beds, an increase of 4.9 per cent when compared to a year earlier. Year-on-year, the net use of bed-places in the Malta region went down by 6.2 percentage points to 40.7 per cent in March 2006. The average length of stay was at 5.8 nights, down by 0.8 nights when compared to the same month last year.

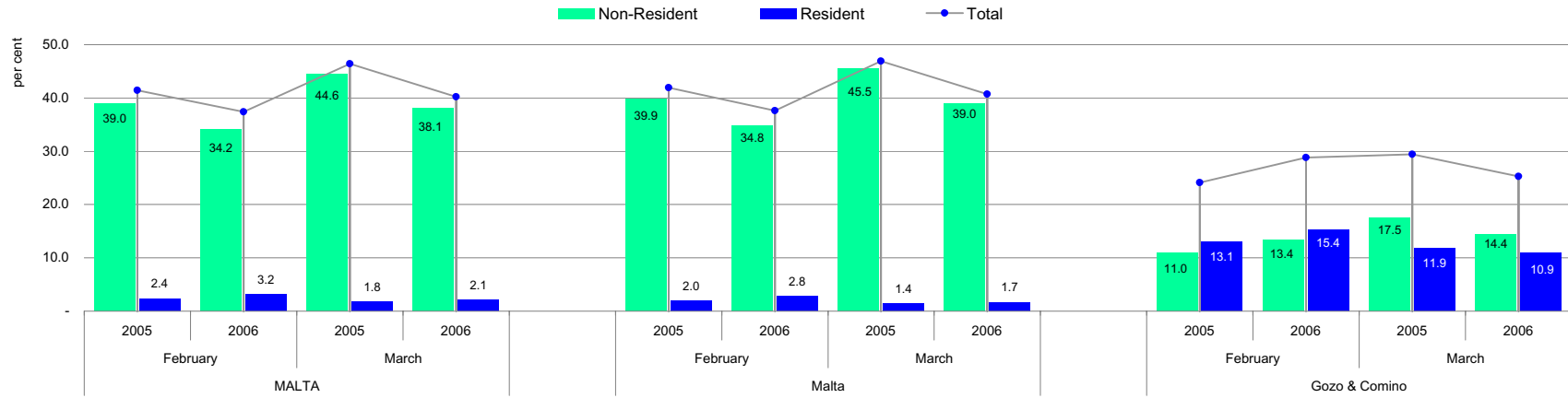
In the Gozo and Comino region, the overall net use of bed-places in March was at 25.3 per cent, a decrease of 4.1 percentage points over the same month a year ago. The average length of stay was at 2.4 nights ■

The monthly calendar of NSO News Releases may be consulted on the Office's website at www.nso.gov.mt

National Statistics Office
Library & Information Unit
Lascaris, Valletta CMR 02, Malta
Tel: (+356) 25997219
Fax: (+356) 25997205
e-mail: nso@gov.mt
<http://www.nso.gov.mt>

Kindly indicate source when quoting from this release

Chart 2. Net use of bed-places in collective accommodation establishments by residents and non-residents, at regional level*



*see NUTS classification on page 10

Table 1. Net use of bed-places by residents and non-residents classified by type of accommodation category - MALTA

	Non-residents				Residents				Total			
	February		March		February		March		February		March	
	2005	2006	2005	2006	2005	2006	2005	2006	2005	2006	2005	2006
Total	39.0	34.2	44.6	38.1	2.4	3.2	1.8	2.1	41.4	37.4	46.4	40.2
Hotel	42.1	35.7	47.0	40.1	2.5	3.6	1.9	2.2	44.6	39.3	48.9	42.3
5-Star	29.4	33.2	39.7	34.7	3.0	4.1	3.0	2.9	32.4	37.3	42.7	37.6
4-Star	50.4	41.0	54.0	46.3	3.8	5.6	2.6	3.0	54.2	46.6	56.6	49.3
3-Star	39.6	31.8	42.1	36.2	0.7	0.9	0.7	0.9	40.3	32.7	42.8	37.1
2-Star	10.5	10.9	19.3	17.7	1.4	0.7	0.8	0.8	11.9	11.6	20.1	18.5
Other collective accommodation ⁽¹⁾												
Guesthouse	6.9	25.0	13.6	30.9	0.3	0.2	0.7	0.6	7.2	25.2	14.3	31.5
Holiday Complex ⁽²⁾	25.1	24.7	33.7	25.4	1.9	1.2	1.2	1.2	27.0	25.9	34.9	26.6
Hostel	26.4	36.8	38.1	41.8	-	0.3	0.1	0.7	26.4	37.1	38.2	42.5

⁽¹⁾ Comprises: guesthouses, holiday complexes and hostels

Table 2. Net use of bed-places by residents and non-residents classified by type of accommodation category - Malta

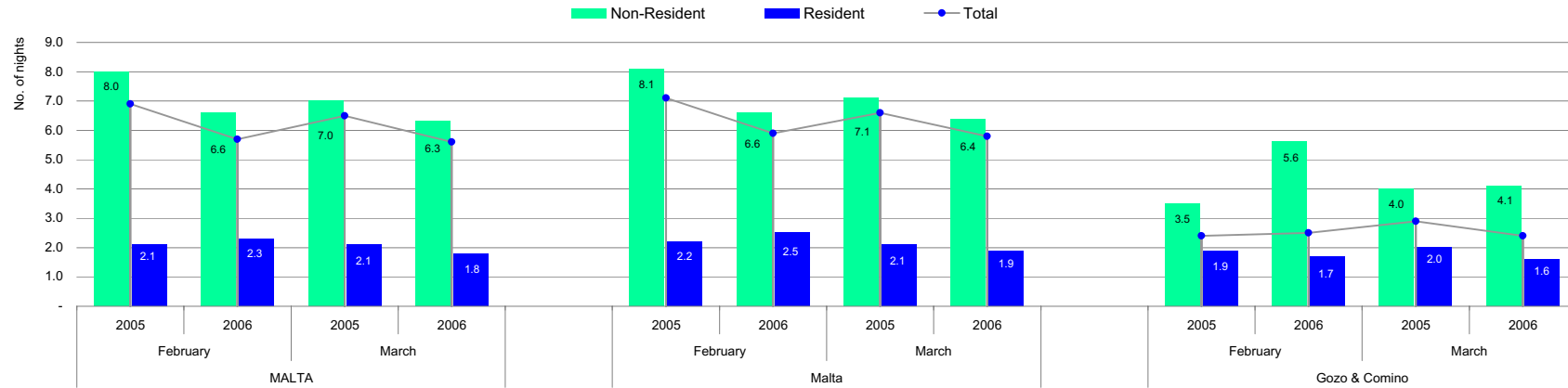
	Non-residents				Residents				Total			
	February		March		February		March		February		March	
	2005	2006	2005	2006	2005	2006	2005	2006	2005	2006	2005	2006
Total	39.9	34.8	45.5	39.0	2.0	2.8	1.4	1.7	41.9	37.6	46.9	40.7
Hotel	43.2	36.5	48.1	41.2	2.1	3.2	1.5	1.8	45.3	39.7	49.6	43.0
5-Star	30.0	34.5	40.9	35.6	2.6	3.7	2.6	2.4	32.6	38.2	43.5	38.0
4-Star	52.3	41.9	55.6	47.6	3.3	5.1	2.1	2.6	55.6	47.0	57.7	50.2
3-Star	40.3	32.1	42.7	37.1	0.4	0.6	0.4	0.7	40.7	32.7	43.1	37.8
2-Star	10.5	10.9	19.3	17.7	1.4	0.7	0.8	0.8	11.9	11.6	20.1	18.5
Other collective accommodation ⁽¹⁾	24.1	26.2	32.8	27.9	1.5	1.0	0.9	1.1	25.6	27.2	33.7	29.0

Table 3. Net use of bed-places by residents and non-residents classified by type of accommodation category - Gozo & Comino

	Non-residents				Residents				Total			
	February		March		February		March		February		March	
	2005	2006	2005	2006	2005	2006	2005	2006	2005	2006	2005	2006
Total	11.0	13.4	17.5	14.4	13.1	15.4	11.9	10.9	24.1	28.8	29.4	25.3
Hotel	10.5	13.3	17.6	14.0	13.8	16.3	12.9	11.9	24.3	29.6	30.5	25.9
5-Star	16.1	14.1	11.7	19.2	12.4	10.1	13.3	10.6	28.5	24.2	25.0	29.8
4-Star	8.9	13.2	19.5	14.7	15.0	20.0	12.7	14.6	23.9	33.2	32.2	29.3
3-Star	9.8	12.0	16.6	7.6	11.9	18.4	13.3	8.8	21.7	30.4	29.9	16.4
2-Star												
Other collective accommodation ⁽¹⁾	17.2	15.3	17.0	18.1	5.7	0.3	3.2	0.8	22.9	15.6	20.2	18.9

⁽¹⁾ Comprises: guesthouses, holiday complexes and hostels

Chart 3. Average length of stay in collective accommodation establishments by resident and non-resident arrivals, at regional level*



*see NUTS classification on page 10

Table 4. Resident arrivals classified by type of accommodation category, at regional level*

	MALTA				Malta				Gozo & Comino			
	February		March		February		March		February		March	
	2005	2006	2005	2006	2005	2006	2005	2006	2005	2006	2005	2006
Total	10,742	13,698	9,344	13,189	8,722	11,051	7,120	10,250	2,020	2,647	2,224	2,939
Hotel	10,312	13,204	8,891	12,400	8,344	10,560	6,720	9,537	1,968	2,644	2,171	2,863
5-Star	2,060	2,902	2,019	2,466	1,708	2,221	1,678	1,779	352	681	341	687
4-Star	7,299	8,690	5,804	8,062	5,986	7,269	4,500	6,526	1,313	1,421	1,304	1,536
3-Star	795	1,518	925	1,760	492	976	399	1,120	303	542	526	640
2-Star	158	94	143	112	158	94	143	112				
Other collective accommodation ⁽¹⁾	430	494	453	789	378	491	400	713	52	3	53	76

⁽¹⁾ Comprises: guesthouses, holiday complexes and hostels

Table 5. Resident nights spent classified by type of accommodation category, at regional level*

	MALTA				Malta				Gozo & Comino			
	February		March		February		March		February		March	
	2005	2006	2005	2006	2005	2006	2005	2006	2005	2006	2005	2006
Total	22,890	31,918	19,723	24,100	18,969	27,482	15,226	19,458	3,921	4,436	4,497	4,642
Hotel	20,204	30,292	17,926	21,906	16,427	25,860	13,563	17,297	3,777	4,432	4,363	4,609
5-Star	3,776	5,851	4,184	5,037	3,143	4,910	3,432	3,937	633	941	752	1,100
4-Star	14,129	21,545	11,427	13,642	11,740	18,993	8,802	11,067	2,389	2,552	2,625	2,575
3-Star	1,948	2,754	2,142	3,035	1,193	1,815	1,156	2,101	755	939	986	934
2-Star	351	142	173	192	351	142	173	192				
Other collective accommodation ⁽¹⁾	2,686	1,626	1,797	2,194	2,542	1,622	1,663	2,161	144	4	134	33

Table 6. Non-resident arrivals classified by type of collective accommodation, at regional level*

	MALTA				Malta				Gozo & Comino			
	February		March		February		March		February		March	
	2005	2006	2005	2006	2005	2006	2005	2006	2005	2006	2005	2006
Total	47,504	52,077	69,877	70,405	46,565	51,395	68,209	68,894	939	682	1,668	1,511
Hotel	43,628	46,750	63,787	64,642	42,817	46,091	62,296	63,150	811	659	1,491	1,492
5-Star	8,469	9,849	11,932	13,313	8,288	9,652	11,591	12,853	181	197	341	460
4-Star	21,040	25,275	32,650	35,797	20,733	24,982	31,841	35,081	307	293	809	716
3-Star	13,335	11,182	18,184	14,637	13,012	11,013	17,793	14,321	323	169	341	316
2-Star	784	444	1,071	895	784	444	1,071	895				
Other collective accommodation ⁽¹⁾	3,876	5,327	6,090	5,763	3,748	5,304	5,913	5,744	128	23	177	19

Table 7. Non-resident nights spent classified by type of collective accommodation, at regional level*

	MALTA				Malta				Gozo & Comino			
	February		March		February		March		February		March	
	2005	2006	2005	2006	2005	2006	2005	2006	2005	2006	2005	2006
Total	379,543	345,270	491,902	446,965	376,240	341,422	485,260	440,823	3,303	3,848	6,642	6,142
Hotel	339,192	301,911	432,774	393,236	336,328	298,294	426,838	387,844	2,864	3,617	5,936	5,392
5-Star	36,665	47,423	54,814	60,824	35,841	46,112	54,149	58,827	824	1,311	665	1,997
4-Star	187,465	158,301	241,505	208,822	186,047	156,609	237,464	206,228	1,418	1,692	4,041	2,594
3-Star	112,397	94,078	132,459	119,427	111,775	93,464	131,229	118,626	622	614	1,230	801
2-Star	2,665	2,109	3,996	4,163	2,665	2,109	3,996	4,163				
Other collective accommodation ⁽¹⁾	40,351	43,359	59,128	53,729	39,912	43,128	58,422	52,979	439	231	706	750

*see NUTS classification on page 10

⁽¹⁾ Comprises: guesthouses, holiday complexes and hostels

Table 8. Total arrivals classified by type of collective accommodation, at regional level*

	MALTA				Malta				Gozo & Comino			
	February		March		February		March		February		March	
	2005	2006	2005	2006	2005	2006	2005	2006	2005	2006	2005	2006
Total	58,246	65,775	79,221	83,594	55,287	62,446	75,329	79,144	2,959	3,329	3,892	4,450
Hotel	53,940	59,954	72,678	77,042	51,161	56,651	69,016	72,687	2,779	3,303	3,662	4,355
5-Star	10,529	12,751	13,951	15,779	9,996	11,873	13,269	14,632	533	878	682	1,147
4-Star	28,339	33,965	38,454	43,859	26,719	32,251	36,341	41,607	1,620	1,714	2,113	2,252
3-Star	14,130	12,700	19,059	16,397	13,504	11,989	18,192	15,441	626	711	867	956
2-Star	942	538	1,214	1,007	942	538	1,214	1,007				
Other collective accommodation ⁽¹⁾	4,306	5,821	6,543	6,552	4,126	5,795	6,313	6,457	180	26	230	95

Table 9. Total nights spent classified by type of collective accommodation, at regional level*

	MALTA				Malta				Gozo & Comino			
	February		March		February		March		February		March	
	2005	2006	2005	2006	2005	2006	2005	2006	2005	2006	2005	2006
Total	402,433	377,188	511,625	471,065	395,209	368,904	500,486	460,281	7,224	8,284	11,139	10,784
Hotel	359,396	332,203	450,700	415,142	352,755	324,154	440,401	405,141	6,641	8,049	10,299	10,001
5-Star	40,441	53,274	58,998	65,861	38,984	51,022	57,581	62,764	1,457	2,252	1,417	3,097
4-Star	201,594	179,846	252,932	222,464	197,787	175,602	246,266	217,295	3,807	4,244	6,666	5,169
3-Star	114,345	96,832	134,601	122,462	112,968	95,279	132,385	120,727	1,377	1,553	2,216	1,735
2-Star	3,016	2,251	4,169	4,355	3,016	2,251	4,169	4,355				
Other collective accommodation ⁽¹⁾	43,037	44,985	60,925	55,923	42,454	44,750	60,085	55,140	583	235	840	783

*see NUTS classification on page 10

⁽¹⁾ Comprises: guesthouses, holiday complexes and hostels

Table 10. Number of bedrooms and bed-places by hotel category and other type of accommodation for active and dormant accommodation establishments

REGIONAL LEVEL*	COLLECTIVE ACCOMODATION ESTABLISHMENTS	Febraury 2005			Febraury 2006			March 2005			March 2006		
		No. of establishments	No. of bedrooms	No. of bed-places	No. of establishments	No. of bedrooms	No. of bed-places	No. of establishments	No. of bedrooms	No. of bed-places	No. of establishments	No. of bedrooms	No. of bed-places
MALTA	Total	181	18,255	38,060	179	18,805	39,502	179	18,132	37,748	180	18,921	39,557
	Hotel	113	15,176	31,005	114	15,887	32,587	112	15,158	30,933	116	16,029	32,779
	5-Star	12	2,434	4,648	13	2,631	5,104	12	2,432	4,648	14	2,908	5,658
	4-Star	41	7,164	14,713	42	7,614	15,601	41	7,286	14,907	43	7,476	15,245
	3-Star	47	5,057	10,575	48	5,285	11,128	47	5,062	10,595	48	5,285	11,116
	2-Star	13	521	1,069	11	357	754	12	378	783	11	360	760
	Aparthotel	30	2,068	5,004	29	1,928	4,822	29	1,966	4,777	29	1,917	4,749
	Tourist Village	1	300	600	1	300	600	1	300	600	1	300	600
	Guesthouse	31	363	757	29	345	809	31	363	754	28	330	745
	Hostel	6	348	694	6	345	684	6	345	684	6	345	684
Malta	Total	163	36,372	36,372	161	17,984	37,804	161	17,313	36,063	162	18,088	37,845
	Hotel	103	29,520	29,520	103	15,153	31,072	102	14,441	29,448	105	15,292	31,254
	5-Star	10	4,273	4,273	11	2,473	4,771	10	2,253	4,273	12	2,749	5,323
	4-Star	36	13,865	13,865	37	7,205	14,761	36	6,875	14,059	38	7,065	14,397
	3-Star	44	10,313	10,313	44	5,118	10,786	44	4,935	10,333	44	5,118	10,774
	2-Star	13	1,069	1,069	11	357	754	12	378	783	11	360	760
	Aparthotel	29	4,948	4,948	28	1,898	4,766	28	1,936	4,721	28	1,887	4,693
	Tourist Village	1	600	600	1	300	600	1	300	600	1	300	600
	Guesthouse	25	618	618	24	292	690	25	295	618	23	268	622
	Hostel	5	686	686	5	341	676	5	341	676	5	341	676
Gozo & Comino	Total	18	819	1,688	18	821	1,698	18	819	1,685	18	833	1,712
	Hotel	10	717	1,485	11	734	1,515	10	717	1,485	11	737	1,525
	5-Star	2	179	375	2	158	333	2	179	375	2	159	335
	4-Star	5	411	848	5	409	840	5	411	848	5	411	848
	3-Star	3	127	262	4	167	342	3	127	262	4	167	342
	2-Star	-	-	-	-	-	-	-	-	-	-	-	-
	Aparthotel	1	30	56	1	30	56	1	30	56	1	30	56
	Tourist Village	-	-	-	-	-	-	-	-	-	-	-	-
	Guesthouse	6	68	139	5	53	119	6	68	136	5	62	123
	Hostel	1	4	8	1	4	8	1	4	8	1	4	8

*see NUTS classification on page 10

Methodological notes

Survey on collective accommodation establishments

1. In this release the figures for February 2006 should be considered as second estimate while those relating to March 2006 are a first estimate - thus subject to minor revisions in the following release.
2. The survey is distributed monthly to all collective accommodation establishments namely hotels, apart-hotels, guesthouses, tourist villages and hostels.
3. The objective of the survey is to estimate the utilization rate of bed-places of all collective accommodation establishments in Malta and Gozo as occupied by residents, giving an indication of domestic tourism, and non-residents. The variables collected from the survey are as follows:
 - Number of residents
 - Number of non-residents
 - Nights spent by residents
 - Nights spent by non-residents
 - Number of bedrooms
 - Number of bed-places
 - Number of days the establishment was closed during the month

The collection of the above variables and the calculation of occupancy levels satisfy sections A and B of EU directive 95/57/EC.

4. These statistics should be considered as current and subject to revision. A last and final revision is normally carried out after the lapse of one year from the reference month.
5. Definitions
 - *Residents* are Maltese/Gozitan residents who check in (out) of a collective accommodation establishment. A person is considered to be resident in a country if the person:
 - (a) has lived for most of the past year or 12 months in that country;
 - (b) has lived in that country for a shorter period and intends to return within 12 months to live in that country.
 - *Non-residents* are foreigners who do not necessarily follow the definition of a tourist and check in (out) of a collective accommodation establishment.
 - *Domestic tourism* is the tourism of resident visitors within the economic territory of the country of residence.
 - *Total arrivals* are the number of residents and non-residents altogether.
 - *A night spent by residents / non-residents* is each night a guest actually spends (sleeps or stays) or is registered (his/her physical presence there being unnecessary) in a collective accommodation establishment.
 - *A bedroom* is the unit formed by one room or groups of rooms constituting an indivisible rental whole in an accommodation establishment or dwelling.
 - *A bed-place* in an establishment is determined by the number of persons who can stay overnight in the bed set up in the establishment, ignoring any extra beds that may be set up by customer request.
 - *Net use of bed-places* is the net occupancy rate calculated for all active accommodation establishments net of seasonal closures and other temporary closures for decoration, police order, etc.
 - *Gross use of bed-places* is the gross occupancy rate calculated for all active and dormant collective accommodation establishments.

Response Rate

February	96.1%
March	93.9%

NUTS classification

The Nomenclature of Territorial Units for Statistics (NUTS) is a common classification that is used to provide a single uniform breakdown of territorial units for the production of regional statistics with regard to the European Union. It was adopted on 26 May 2003 by means of a Regulation¹ of the European Parliament and of the Council.

¹ (EC) No. 1059/2003

NUTS levels					
Administrative area	I (National)	II (National)	III (Regional)	IV (District)	V (Locality)
MALTA	x	x	x	x	x
Malta			x		
Gozo & Comino			x		
Southern Harbour				x	
Northern Harbour				x	
South Eastern				x	
Western				x	
Northern				x	
Gozo & Comino				x	

COMPOSITION OF DISTRICTS - NUTS level V

- Southern Harbour:** Valletta, Birgu, Isla, Bormla, Żabbar, Fgura, Floriana, Kalkara, Luqa, Marsa Paola, Santa Luċija, Tarxien, Xgħajra.
- Northern Harbour:** Qormi, B'Kara, Gżira, Hamrun, Msida, Pembroke, Pieta, San Ġiljan, San Ġwann, Santa Venera, Sliema, Swieqi, Ta' Xbiex.
- South Eastern:** Żejtun, B'Bugia, Gudja, Għaxaq, Kirkop, M'Scala, M'Xlokk, Mqabba, Qrendi, Safi, Żurrieq.
- Western:** Mdina, Żebbuġ, Siġġiewi, Attard, Balzan, Dingli, Iklin, Lija, Rabat, Mtarfa.
- Northern:** Għargħur, Mellieħa, Mġarr, Mosta, Naxxar, San Pawl il-Baħar.
- Gozo and Comino:** Rabat, Fontana, G'Sielem & Comino, Għarb, Għasri, Kerċem, Munxar, Nadur, Qala, San Lawrenz, Sannat, Xagħra, Xewkija, Żebbuġ.