

News Release



Date: 1 June 2006
No. : 118/2006
Time of release: 11.00 hrs

Theme:
Agriculture and Fisheries

Compiled by:
Agriculture & Fisheries Unit
e-mail: agric.nso@gov.mt
Tel: 25997529

The monthly calendar of NSO News Releases may be consulted on the Office's website at www.nso.gov.mt

Agriculture

Livestock Slaughtering - March Quarter 2006

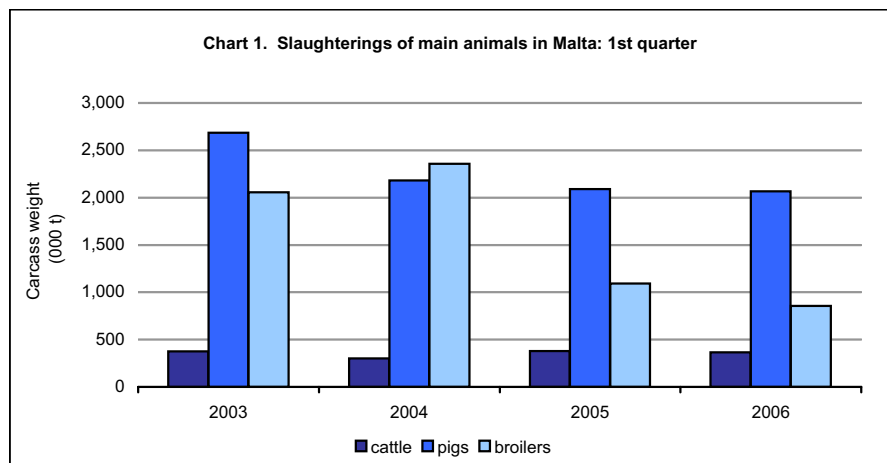
During the first quarter of 2006, the total meat production amounted to 3,290 tonnes. Comparing the volume with the same period last year, a drop of 271 tonnes (-7.61 per cent) in the production of meat was registered. Whereas beef and pig meat production decreased by 3.45 and 1.01 per cent respectively, broiler meat production declined by 21.66 per cent.

Whilst the number of cattle slaughterings dropped by 52 heads (-3.62 per cent) from 1,438 heads in March quarter 2005 to 1,386 heads in the same period this year, the number of broiler slaughterings dropped by 21.09 per cent, from 0.7 million heads to 0.5 million heads. On the other hand, number of pigs slaughterings increased by 857 heads (+3.44 per cent) from 24,931 heads last year to 25,788 heads in March quarter this year.

The total slaughtering producer value for the period under review stood at Lm2.4 million. This was a drop of Lm0.1 million (-5.16 per cent) when compared to the Lm2.5 million registered in the first quarter of 2005. Subsidies received by the breeders are not included in the producer value.

During the comparative period, whereas, the producer value of bovine production increased by Lm39,189 (+9.47 per cent) from Lm414,028 to Lm453,217, the swine industry registered a slight decline of 1.01 per cent from Lm1,403,660 in 2005 to Lm1,389,467 this year. A decline in broiler slaughterings resulted in a drop of Lm153,334 (-22.92 per cent) in the producer value from Lm668,999 in 2005 to Lm515,665 in the first quarter of 2006.

There was marginal activity in pig and cattle slaughtering at the Gozo abattoir during the period covered by this report as this is being refurbished, hence, regional data is irrelevant ■



National Statistics Office
Library & Information Unit
Lascaris, Valletta CMR 02, Malta
Tel: (+356) 25997219
Fax: (+356) 25997205
e-mail: nso@gov.mt
<http://www.nso.gov.mt>

Table 1. Slaughterings of cattle, pigs and poultry at slaughterhouses in Malta

Description	2005			2006											
	January/March			January			February			March			January/March		
	Number of heads	Carcass weight	Producer value	Number of heads	Carcass weight	Producer value	Number of heads	Carcass weight	Producer value	Number of heads	Carcass weight	Producer value	Number of heads	Carcass weight	Producer value
Cattle	1,438	378,960	414,028	523	136,194	167,675	444	118,170	147,097	419	111,519	138,445	1,386	365,883	453,217
Pigs	24,931	2,088,779	1,403,660	8,162	651,524	437,824	8,221	662,451	445,167	9,405	753,685	506,476	25,788	2,067,660	1,389,467
Broilers	705,154	1,093,209	668,999	215,817	343,658	205,859	171,672	263,796	158,907	168,942	248,973	150,899	556,431	856,427	515,665
Total	-	3,560,948	2,486,687	-	1,131,376	811,358	-	1,044,417	751,171	-	1,114,177	795,820	-	3,289,970	2,358,349

Table 2. Slaughterings of cattle, pigs and poultry at slaughterhouses in Malta

Description	2005			2006											
	January/March			January			February			March			January/March		
	Number of heads	Carcass weight	Producer value	Number of heads	Carcass weight	Producer value	Number of heads	Carcass weight	Producer value	Number of heads	Carcass weight	Producer value	Number of heads	Carcass weight	Producer value
Cattle	1,433	378,039	412,957	519	135,214	166,476	444	118,170	147,097	416	110,879	137,733	1,379	364,263	451,306
Pigs	24,923	2,087,885	1,403,059	8,161	651,421	437,755	8,221	662,451	445,167	9,404	753,564	506,395	25,786	2,067,436	1,389,317
Broilers															
Total	-			-			-			-			-		

Table 3. Slaughterings of cattle, pigs and poultry at slaughterhouses in Gozo

Description	2005			2006											
	January/March			January			February			March			January/March		
	Number of heads	Carcass weight	Producer value	Number of heads	Carcass weight	Producer value	Number of heads	Carcass weight	Producer value	Number of heads	Carcass weight	Producer value	Number of heads	Carcass weight	Producer value
Cattle	5	921	1,071	4	980	1,199	-	-	-	3	640	712	7	1,620	1,911
Pigs	8	894	601	1	103	69	-	-	-	1	121	81	2	224	150
Broilers				-	-	-									
Total	-			-	1,083	1,268	-			-			-		

Table 4. Slaughterings of cattle, pigs and poultry at slaughterhouses in Malta

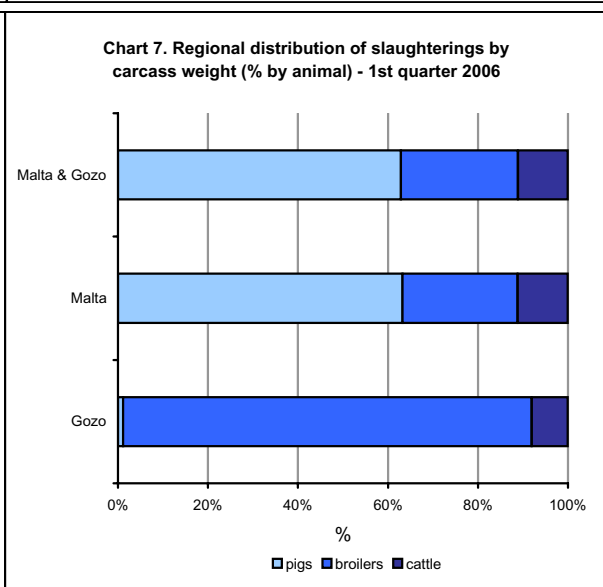
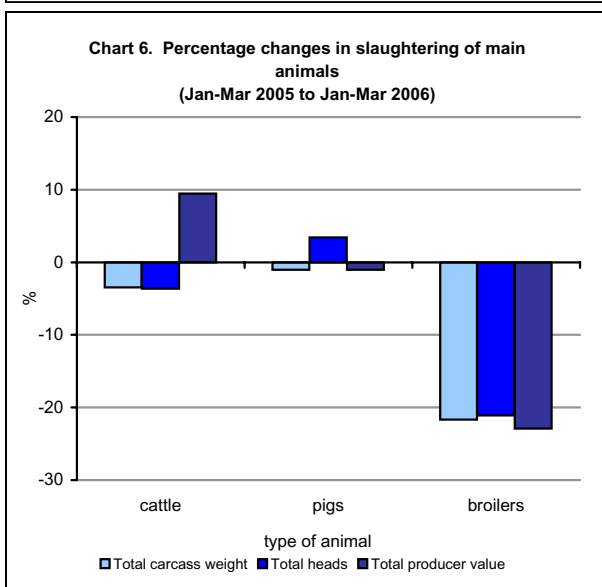
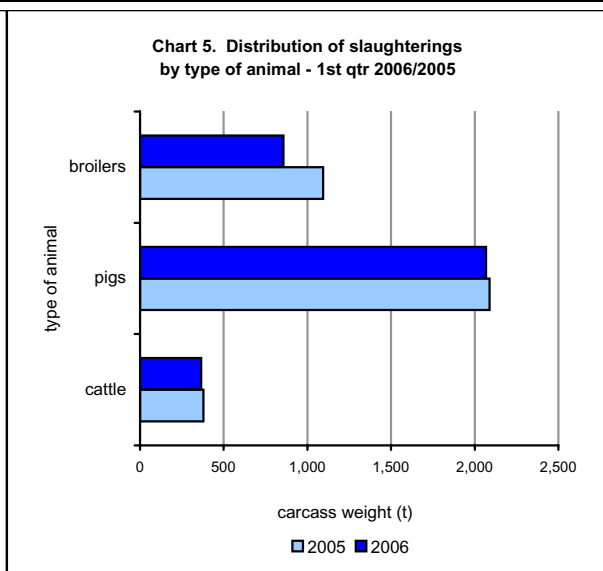
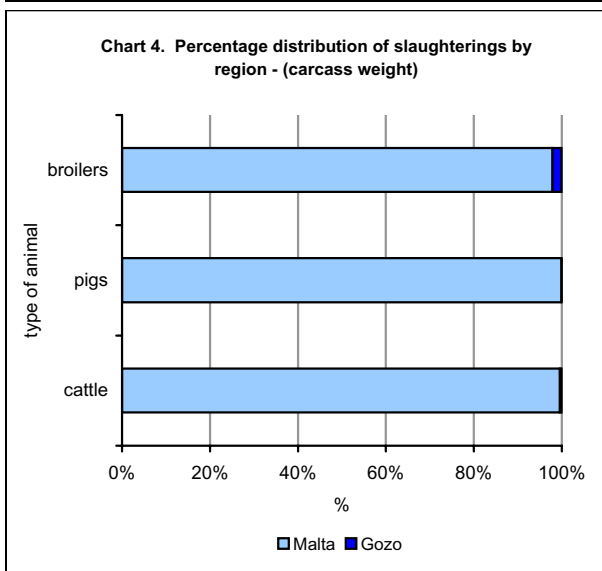
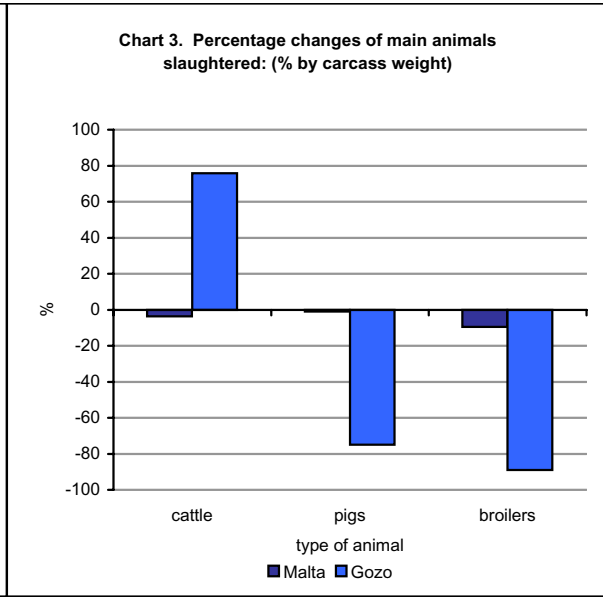
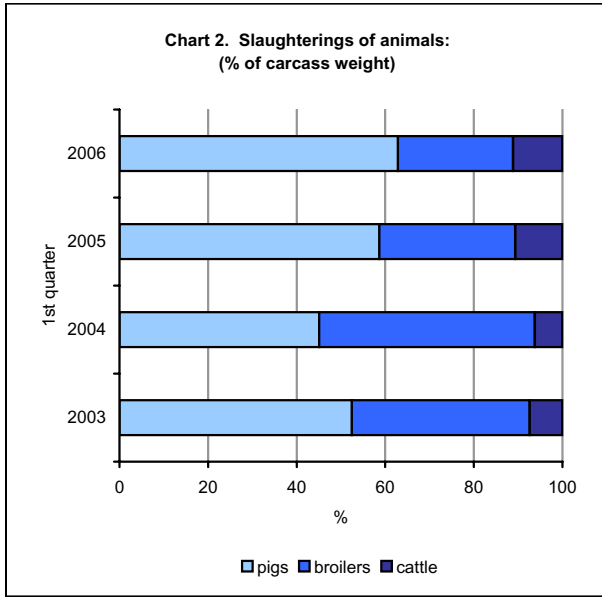
Description	1st Quarter - 2003			1st Quarter - 2004			1st Quarter - 2005			1st Quarter - 2006		
	Number of heads	Carcass weight	Producer value	Number of heads	Carcass weight	Producer value	Number of heads	Carcass weight	Producer value	Number of heads	Carcass weight	Producer value
Cattle	1,373	376,902	378,696	1,128	301,207	326,515	1,438	378,960	414,028	1,386	365,883	453,217
Pigs	32,591	2,686,280	1,805,180	26,812	2,179,959	1,464,933	24,931	2,088,779	1,403,660	25,788	2,067,660	1,389,467
Broilers	1,222,774	2,055,669	1,253,594	1,370,108	2,356,324	1,338,882	705,154	1,093,209	668,999	556,431	856,427	515,665
Total	-	5,118,851	3,437,470	-	4,837,490	3,130,330	-	3,560,948	2,486,687	-	3,289,970	2,358,349

Table 5. Slaughterings of cattle, pigs and poultry at slaughterhouses in Malta

Description	1st Quarter - 2003			1st Quarter - 2004			1st Quarter - 2005			1st Quarter - 2006		
	Number of heads	Carcass weight	Producer value	Number of heads	Carcass weight	Producer value	Number of heads	Carcass weight	Producer value	Number of heads	Carcass weight	Producer value
Cattle	1,264	350,966	352,693	1,016	273,895	296,289	1,433	378,039	412,957	1,379	364,263	451,306
Pigs	31,014	2,555,585	1,717,353	25,291	2,054,760	1,380,799	24,923	2,087,885	1,403,059	25,786	2,067,436	1,389,317
Broilers	991,274	1,756,428	1,014,200	1,029,067	1,855,238	1,001,513						
Total	-	4,662,979	3,084,246	-	4,183,893	2,678,601	-			-		

Table 6. Slaughterings of cattle, pigs and poultry at slaughterhouses in Gozo

Description	1st Quarter - 2003			1st Quarter - 2004			1st Quarter - 2005			1st Quarter - 2006		
	Number of heads	Carcass weight	Producer value	Number of heads	Carcass weight	Producer value	Number of heads	Carcass weight	Producer value	Number of heads	Carcass weight	Producer value
Cattle	109	25,936	26,003	112	27,312	30,226	5	921	1,071	7	1,620	1,911
Pigs	1,577	130,695	87,827	1,521	125,199	84,134	8	894	601	2	224	150
Broilers	231,500	299,241	239,394	341,041	501,086	337,369						
Total	-	455,872	353,224	-	653,597	451,729	-			-		



Methodological Notes

1. The compilation of animal slaughtering statistics is an important tool to monitor trends and developments within the animal husbandary sector of Maltese agriculture. The data on the slaughtering of livestock is compiled on a regional level. Monthly data for cattle and pig slaughtering is provided to the NSO by the Veterinary Services of the Ministry of Agriculture. Broilers slaughterings are provided by the private slaughter houses directly to the NSO, on a monthly basis. Data is not concluded until all returns are collected from all active slaughterhouses. No sampling is used in the process.
2. Slaughter houses provide data on number of heads slaughtered, the total carcass weight of the animals slaughtered and the monthly average carcass price per kilogram.
3. The data for the production of meat in this release is being given in terms of carcass weight:

Pig Carcass Weight

Carcass weight is the weight of the slaughtered pig's cold body, either whole or divided in half along the mid-line, after being bled and eviscerated and after removal of tongue, bristles, hooves, genitalia, flare flat, kidneys and diaphragm.

Cattle Carcass Weight

Carcass weight is the weight of the slaughtered animal's cold body after being slaughtered, bled and eviscerated and after removal of the external genitalia, the limbs at the carpus and tarsus, the head, the tail, the kidneys and the kidney fats and the udder.

Poultry Carcass Weight

Carcass weight is the weight of the slaughtered farmyard poultry (hens, chicken, geese, ducks, guinea fowl, turkeys) after being bled, plucked and eviscerated. It includes poultry offal, with the exception of *foie gras*.

4. Broilers slaughtering in Gozo are not being published in this release in order to respect confidentiality.
5. The monthly average prices and carcass weight are used in the compilation of monthly output price and volume indices.
6. The data are compiled on a monthly basis but disseminated on a quarterly basis with reference to the three months that would have elapsed.
7. The producer value of meat production is the price obtained by the producer excluding any subsidies on the product.
8. The data in this release are final and are not, normally, subject to revision.
9. The data are published by the NSO and can be obtained directly from the NSO website <http://www.nso.gov.mt>