

News Release



Date: 19 June 2006
No. : 133/2006
Time of release: 11.00 hrs

Theme:
**Population and Social
Conditions**

Compiled by:

Population & Social Statistics Unit
e-mail: population.nso@gov.mt
Tel: 25997629

The monthly calendar of NSO News Releases may be consulted on the Office's website at www.nso.gov.mt

Culture

Feasts 2005

In the year 2005, there were a total of 393 band performances at feasts organised around the Maltese Islands. Of these, 94 – almost 24.0 per cent – were by bands from the same locality. A further 299 were performed by bands from another locality.

The total number of non-religious persons sitting on the organising feast committees in 2005 stood at 2,585. A few less than one third – 742 persons – of the feast organising group were women. The number of religious persons on the same organising committees was 412 – 406 males and 6 females. The district with the highest participation in feast organising committees was the Northern Harbour district with 827 participants – 74 religious and 753 non-religious. This district accounted for 27.6 per cent of all participants.

The number of non-religious persons participating in processions stood at 5,740. Participation in feast processions is predominantly male; in 2005, men accounted for 4,511 or 78.6 per cent, of all non-religious procession participants. In this same year, 1,229 non-religious women actively participated in feast processions..

The total expenditure on feasts during the year under review amounted to Lm668,144. 28.1 per cent of this total was spent on outdoor activities. Another 13.2 and 11.2 per cent were spent on street decorations and on orchestras and choirs respectively. 12.2 per cent of the total expenditure were spent on administration.

The total expenditure on feasts in Gozo and Comino stood at Lm161,027, which is 24.1 per cent of the total recorded expenditure in the Maltese islands. The total expenditure distribution in Malta by district stood as follows: Lm132,425 was spent in the Southern Harbour district, Lm130,838 in the Northern Harbour district and Lm85,493 in the South Eastern district, followed by the Western district with Lm92,868 and the Northern district with Lm65,493.

During 2005, the surveyed feasts registered a total income of Lm610,527. The bulk of this – 53.5 per cent – emanated from donations for the *feast*, followed by fund-raising activities, which generated 22.6 per cent of total income. Gozo & Comino registered the highest income, followed by the Southern and Northern Harbour districts respectively ■

National Statistics Office
Library & Information Unit
Lascaris, Valletta CMR 02, Malta
Tel: (+356) 25997219
Fax: (+356) 25997205
e-mail: nso@gov.mt
<http://www.nso.gov.mt>

Table 1. Number of churches with choir and / or orchestra: 2005

	Choir	Orchestra
Total	129	163
Percentage	1.1	1.4

Table 2. Number of bands participating in the feast: 2005

From the same locality	94
From another locality	299
Total	393

Table 3. Number of bands participating in the feast, by region and district: 2005

Administrative area	Same locality	Other locality	Total
MALTA	94	299	393
Malta	80	226	306
Gozo and Comino	14	73	87
Southern Harbour	21	73	94
Northern Harbour	24	39	63
South Eastern	15	64	79
Western	14	35	49
Northern	6	15	21
Gozo and Comino	14	73	87

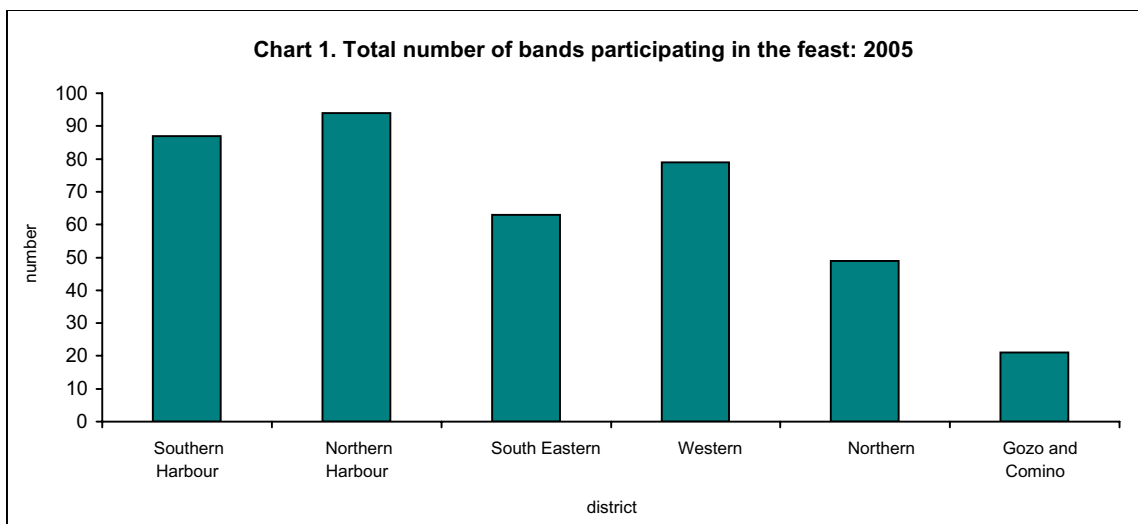


Table 4. Number of religious persons in feast organising groups, by region and district: 2005

Administrative area	Males	Females	Total	Males	Females	Total
MALTA	406	6	412	100.0	100.0	100.0
Malta	312	4	316	76.8	66.7	76.7
Gozo and Comino	94	2	96	23.2	33.3	23.3
Southern Harbour	93	-	93	22.9	-	22.6
Northern Harbour	74	-	74	18.2	-	18.0
South Eastern	44	-	44	10.8	-	10.7
Western	55	3	58	13.5	50.0	14.1
Northern	46	1	47	11.3	16.7	11.4
Gozo and Comino	94	2	96	23.2	33.3	23.3

Table 5. Number of lay persons in feast organising groups, by region and district: 2005

Administrative area	Males	Females	Total	Males	Females	Total
MALTA	1,843	742	2,585	100.0	100.0	100.0
Malta	1,392	473	1,865	75.5	63.7	72.1
Gozo and Comino	451	269	720	24.5	36.3	27.9
Southern Harbour	390	132	522	21.2	17.8	20.2
Northern Harbour	587	166	753	31.9	22.4	29.1
South Eastern	155	72	227	8.4	9.7	8.8
Western	145	61	206	7.9	8.2	8.0
Northern	115	42	157	6.2	5.7	6.1
Gozo and Comino	451	269	720	24.5	36.3	27.9

Table 6. Number of religious persons participating in feast processions, by region and district: 2005

Administrative area	Males	Females	Total	Males	Females	Total
MALTA	1,064	24	1,088	100.0	100.0	100.0
Malta	663	20	683	62.3	83.3	62.8
Gozo and Comino	401	4	405	37.7	16.7	37.2
Southern Harbour	160	1	161	15.0	4.2	14.8
Northern Harbour	210	10	220	19.7	41.7	20.2
South Eastern	100	-	100	9.4	-	9.2
Western	109	-	109	10.2	-	10.0
Northern	84	9	93	7.9	37.5	8.5
Gozo and Comino	401	4	405	37.7	16.7	37.2

Table 7. Number of lay persons participating in feast processions, by region and district: 2005

Administrative area	Males	Females	Total	Males	Females	Total
MALTA	4,511	1,229	5,740	100.0	100.0	100.0
Malta	3,607	933	4,540	80.0	75.9	79.1
Gozo and Comino	904	296	1,200	20.0	24.1	20.9
Southern Harbour	817	133	950	18.1	10.8	16.6
Northern Harbour	1,023	160	1,183	22.7	13.0	20.6
South Eastern	614	23	637	13.6	1.9	11.1
Western	433	55	488	9.6	4.5	8.5
Northern	720	562	1,282	16.0	45.7	22.3
Gozo and Comino	904	296	1,200	20.0	24.1	20.9

Table 8. Feasts expenditure by district: 2005

Type of expenditure	Southern Harbour District	Northern Harbour District	South Eastern District	Western District	Northern District	Gozo and Comino
	Lm					
Remuneration to personnel	3,036	5,911	2,971	3,858	1,301	3,647
Maintenance	5,360	8,171	3,815	4,472	2,414	10,807
Orchestras & choirs	13,208	9,892	10,002	11,443	2,801	27,615
Church functions	4,272	4,415	2,813	3,211	1,940	6,591
Outdoor activities	41,754	23,072	18,911	22,289	24,267	57,636
Street decorations	15,043	25,178	5,333	10,740	15,780	16,339
Donations to charity	7,519	7,255	5,597	4,892	1,908	12,659
Publications	9,934	11,187	7,522	5,369	2,770	7,486
Administration	20,667	16,762	13,977	15,163	4,506	10,230
Other expenditure	11,632	18,995	14,552	11,431	7,806	8,017
Total	132,425	130,838	85,493	92,868	65,493	161,027
Type of expenditure	Southern Harbour District	Northern Harbour District	South Eastern District	Western District	Northern District	Gozo and Comino
	%					
Remuneration to personnel	2.3	4.5	3.5	4.2	2.0	2.3
Maintenance	4.0	6.2	4.5	4.8	3.7	6.7
Orchestras & choirs	10.0	7.6	11.7	12.3	4.3	17.1
Church functions	3.2	3.4	3.3	3.5	3.0	4.1
Outdoor activities	31.5	17.6	22.1	24.0	37.1	35.8
Street decorations	11.4	19.2	6.2	11.6	24.1	10.1
Donations to charity	5.7	5.5	6.5	5.3	2.9	7.9
Publications	7.5	8.6	8.8	5.8	4.2	4.6
Administration	15.6	12.8	16.3	16.3	6.9	6.4
Other expenditure	8.8	14.5	17.0	12.3	11.9	5.0
Total	100.0	100.0	100.0	100.0	100.0	100.0

Table 9. Total distribution of Malta expenditure

Type of expenditure	2005	
	Lm	%
Remuneration to personnel	17,077	3.4
Maintenance	24,233	4.8
Orchestras & choirs	47,346	9.3
Church functions	16,651	3.3
Outdoor activities	130,292	25.7
Street decorations	72,075	14.2
Donations to charity	27,170	5.4
Publications	36,782	7.3
Administration	71,075	14.0
Other expenditure	64,416	12.7
Total	507,117	100.0

Table 10. Total distribution of Gozo expenditure

Type of expenditure	2005	
	Lm	%
Remuneration to personnel	3,647	2.3
Maintenance	10,807	6.7
Orchestras & choirs	27,615	17.1
Church functions	6,591	4.1
Outdoor activities	57,636	35.8
Street decorations	16,339	10.1
Donations to charity	12,659	7.9
Publications	7,486	4.6
Administration	10,230	6.4
Other expenditure	8,017	5.0
Total	161,027	100.0

Table 11. Total distribution of Malta and Gozo expenditure

Type of expenditure	2005	
	Lm	%
Remuneration to personnel	20,725	3.1
Maintenance	35,040	5.2
Orchestras & choirs	74,960	11.2
Church functions	23,242	3.5
Outdoor activities	187,928	28.1
Street decorations	88,415	13.2
Donations to charity	39,829	6.0
Publications	44,268	6.6
Administration	81,304	12.2
Other expenditure	72,433	10.8
Total	668,144	100.0

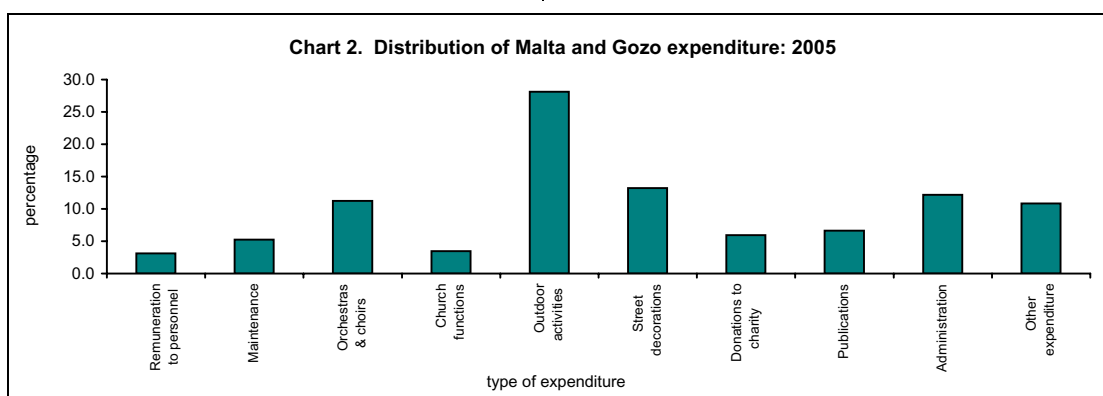


Table 12. Feasts income by district: 2005

Type of income	Southern Harbour District	Northern Harbour District	South Eastern District	Western District	Northern District	Gozo and Comino
	Lm					
Donations for the <i>fešta</i>	53,423	49,240	46,454	49,749	35,072	92,706
Fundraising activities	41,112	24,386	4,524	18,909	11,981	37,210
Advertisements	10,273	11,499	5,701	4,762	4,494	3,570
Grants & subsidies	6,274	736	-	1,124	1,220	1,043
Publications	5,134	2,064	204	1,589	612	1,520
Other income	16,534	20,277	21,223	5,650	11,691	8,567
Total	132,750	108,202	78,106	81,783	65,070	144,616
Type of income	%					
Donations for the <i>fešta</i>	40.2	45.5	59.5	60.8	53.9	64.1
Fundraising activities	31.0	22.5	5.8	23.1	18.4	25.7
Advertisements	7.7	10.6	7.3	5.8	6.9	2.5
Grants & subsidies	4.7	0.7	-	1.4	1.9	0.7
Publications	3.9	1.9	0.3	1.9	0.9	1.1
Other income	12.5	18.7	27.2	6.9	18.0	5.9
Total	100.0	100.0	100.0	100.0	100.0	100.0

Table 13. Total distribution of Malta income

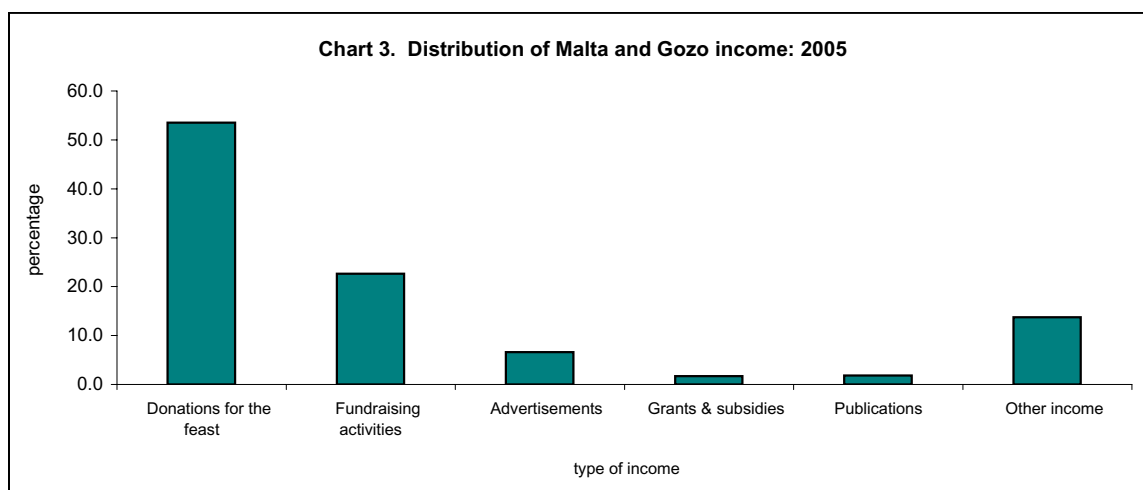
Type of income	2005	
	Lm	%
Donations for the <i>fešta</i>	233,938	50.2
Fundraising activities	100,912	21.7
Advertisements	36,729	7.9
Grants & subsidies	9,354	2.0
Publications	9,603	2.1
Other income	75,375	16.2
Total	465,911	100.0

Table 14. Total distribution of Gozo income

Type of income	2005	
	Lm	%
Donations for the <i>fešta</i>	92,706	64.1
Fundraising activities	37,210	25.7
Advertisements	3,570	2.5
Grants & subsidies	1,043	0.7
Publications	1,520	1.1
Other income	8,567	5.9
Total	144,616	100.0

Table 15. Total distribution of Malta and Gozo income

Type of income	2005	
	Lm	%
Donations for the <i>feast</i>	326,644	53.5
Fundraising activities	138,122	22.6
Advertisements	40,299	6.6
Grants & subsidies	10,397	1.7
Publications	11,123	1.8
Other income	83,942	13.7
Total	610,527	100.0



Methodological notes

1. This survey on feasts was conducted exhaustively, i.e. aimed at 100 per cent coverage. All churches in Malta and Gozo holding *afeast* were surveyed - 120 in total.
2. The global response rate for this survey stood at 91, or 75.8 per cent of the total feasts.
3. Missing data was imputed by re-contacting all the respondents. In the cases where the respondent was no longer reachable, the data were imputed by the application of valid mathematical algorithms.
4. No comparisons should be made with previous news releases since this year all feasts were surveyed, not only parish feasts.
5. The data in this release should be considered as final and is not subject to further revision.

NUTS classification

The Nomenclature of Territorial Units for Statistics (NUTS) is a common classification that is used to provide a single uniform breakdown of territorial units for the production of regional statistics with regard to the European Union. It was adopted on 26 May 2003 by means of a Regulation¹ of the European Parliament and of the Council.

¹ (EC) No. 1059/2003

NUTS levels					
Administrative area	I (National)	II (National)	III (Regional)	IV (District)	V (Locality)
MALTA	x	x	x	x	x
Malta			x		
Gozo & Comino			x		
Southern Harbour				x	
Northern Harbour				x	
South Eastern				x	
Western				x	
Northern				x	
Gozo & Comino				x	

COMPOSITION OF DISTRICTS - NUTS level V

Southern Harbour:	Valletta, Birgu, Isla, Bormla, Żabbar, Fgura, Floriana, Kalkara, Luqa, Marsa Paola, Santa Luċija, Tarxien, Xgħajra.	Santa
Northern Harbour:	Qormi, B'Kara, Gżira, Ħamrun, Msida, Pembroke, Pieta, San Ġiljan, San Ġwann, Santa Venera, Sliema, Swieqi, Ta' Xbiex.	Santa
South Eastern:	Żejtun, B'Bugia, Gudja, Għaxaq, Kirkop, M'Scala, M'Xlokk, Mqabba, Qrendi, Safi, Żurrieq.	
Western:	Mdina, Żebbuġ, Siġġiewi, Attard, Balzan, Dingli, Iklin, Lija, Rabat, Mtarfa.	
Northern:	Għargħur, Mellieħa, Mġarr, Mosta, Naxxar, San Pawl il-Baħar.	
Gozo and Comino:	Rabat, Fontana, G'Sielem & Comino, Għarb, Għasri, Kerċem, Munxar, Nadur, Qala, San Lawrenz, Sannat, Xagħra, Xewkija, Żebbuġ.	San