

News Release



Date: 18 July 2006
No. : 158/2006
Time of release: 11.00 hrs

Education

Foreign language learning

During the scholastic year 2004/2005, statistics revealed that the Maltese educational system provided for the teaching of foreign languages from the lower secondary level upwards. Apart from English being taught from the early stages of compulsory education, only 306 students at church and independent private schools studied Italian, Spanish, French, and Arabic towards the end of their primary education.

A closer look at the distribution of languages studied during 2004/2005, showed that at the lower secondary level (forms I to V), Italian maintained its popularity among students' first choice for the studying of a foreign language. In fact, those who took Italian as a first foreign language accounted for 14,645 or 51.0 per cent of the total number of students at secondary level - same as in 2003/04. Italian as a first foreign language, however, seemed to be much popular amongst boys. The percentage of boys studying Italian as their first foreign language stood at 61.8 per cent - against the 40.3 per cent for girls. The highest first preference amongst girls during the year under review was again French. In fact 6,807 or 47.4 per cent of girls as opposed to 3,735 or 26.1 per cent of boys chose French as their first foreign language. Consequentially, French ranked as the second most studied first foreign language among the 11-16 year old with 36.8 per cent of all the students at lower secondary.

Apart from Italian and French, there were 1,905 students or 6.6 per cent of the total number of students, who opted to take German, while another small number of students, 421 or 1.5 per cent took Spanish. Only 12 students took Arabic and another 3 took Russian, as their first choice.

A similar pattern followed in the choice of a second foreign language; Italian proved once again to be the most favourite as 3,634 students or 53.0 per cent of the number of students who studied a second foreign language, opted for Italian. On the other hand, 30.2 per cent of the students took French. However, the number of female students who took Italian as a second foreign language accounted for 68.6 per cent of the total female students taking a second foreign language. This showed an opposite trend to that evidenced in the choice of a first foreign language amongst the two sexes. Whilst female students gave preference to French as their first choice for foreign language, the majority of them preferred Italian as their second choice.

On the other hand, 51.7 per cent of the male students taking a second foreign language opted for French, 33.9 per cent chose Italian, 12.7 per cent chose German and 1.6 per cent chose Spanish as their second choice. Only 15 students opted for Arabic, 6 for Russian and another 5 students chose Latin as their second foreign language.

Overall, the most popular first foreign language in both public, church and private secondary schools remained Italian with 56.3 per cent, 40.8 per cent and 45.8 per cent popularity among all students in the respective schools. French ranked second and German retained its third position. The same ranking favouring was evident with the choice of the second foreign language among all the three sectors.

1,158 students or 4.0 per cent of secondary students did not study any foreign language. 62.8 per cent of these students were males. 834 or 72.0 per cent of these students attended government secondary schools. Another 754 or 13.3 per cent attended secondary church schools whilst the remaining 14.7 attended private independent secondary schools.

Theme:
Education Statistics

Compiled by:

**Population and Social
Statistics Unit**
e-mail:
population.nso@gov.mt.
Tel: 25997629

The monthly calendar of NSO News Releases may be consulted on the Office's website at www.nso.gov.mt

»

National Statistics Office
Library & Information Unit
Lascaris, Valletta CMR 02, Malta
Tel: (+356) 25997219
Fax: (+356) 25997205
e-mail: nso@gov.mt
<http://www.nso.gov.mt>

On the other hand, 22,182 students or 77.3 per cent of the total number of students at lower secondary did not take a second foreign language, other than English. From these 17,009 were coming from public secondary schools, 1,441 were coming from private independent secondary schools and 3,732 were coming from church secondary schools. 53.9 per cent of these students who did not take a second foreign language were males.

The teaching of foreign languages in schools in Malta and Gozo continues also at the upper secondary level. At Junior College for instance, it resulted that during 2004/05, 2,201 students or 72.0 per cent were studying one foreign language (including English). This showed an increase of 1.5 per cent over the previous year. 539 or 17.6 per cent of the students were studying two foreign languages (including English) and 36 or 1.2 per cent were studying three foreign languages (including English). 281 or 9.2 per cent of the students were not studying any foreign language but were studying Maltese, since it is compulsory for all students at Junior College to study a language being local or foreign.

The English language was chosen by 2,352 students at Junior College, making English the first most studied foreign language. From these students, 646 or 27.5 per cent took English at advanced level while 1,706 or 72.5 per cent took English at intermediate level. 666 students took Italian, 259 took French and 64 took German. There was another small fraction of students (45 students) who were studying Spanish.

At Giovanni Curmi Higher Secondary, a similar pattern followed. In fact, one finds that in 2004/05 the most popular language was once again English. 532 students were studying English at advanced or intermediate level. Italian ranked second with 244 students; followed by 76 students studying French and 20 studying Spanish. 16 students were studying German and only 4 students were taking Arabic.

Similarly, at Sir M. Refalo (Post Secondary Gozo) statistics sustained the popularity of English as the most foreign language being studied at this level. In fact 397 students chose English - 76 at Advanced Level and 321 at Intermediate level. Italian followed with 91 students, French with 22, Spanish with 8 and German with 5. 383 or 75.0 per cent of the students took one foreign language. 69 students took two foreign languages and only 3 students were studying three foreign languages. 56 or 11.0 per cent of the students were not studying any foreign language but were again studying Maltese.

At the government dependent and independent post secondary schools figures revealed once again that English maintained its popularity amongst post secondary students. In fact, 601 students took English as a foreign language. From these, 184 or 30.6 per cent took English at advanced level, while 417 or 69.4 per cent took English at intermediate level. English was followed by Italian with 165 students, by French with 95 students and German with 15 students and Spanish with only 11 students. Interestingly, all languages in these schools were more frequently taken at intermediate level rather than at advanced level. German for instance, was 100 per cent taken at intermediate level.

499 or 69.4 of the students at the government dependent and independent post secondary schools took one foreign language and 166 or 23.1 per cent of the students took two foreign languages. Only 10 students took 3 languages and another 44 students did not take any foreign language but were studying Maltese.

Students enrolled in the Matriculation Course at MCAST were also studying foreign languages at post secondary level. English was once again the most language chosen. All students except of 8, who took two foreign languages, took only one foreign language.

Within a European context, Malta compared favourably with other EU member states, other candidate countries and EFTA/EEA countries in the average number of languages learnt at lower and upper secondary level (Isced 2 & 3). In fact, Malta had an average of 2.2 languages per pupil at lower secondary whilst the EU average was 1.3 languages per pupil. Malta together with another eleven countries namely Belgium, the Czech Republic, Denmark, Estonia, France, Luxembourg, Netherlands, Slovenia, Slovakia, Finland and Sweden had an average of two or more language taught at upper-secondary level (Eurydice 2005) ■

Chart 1. Language popularity at lower secondary 2001/02-2004/05

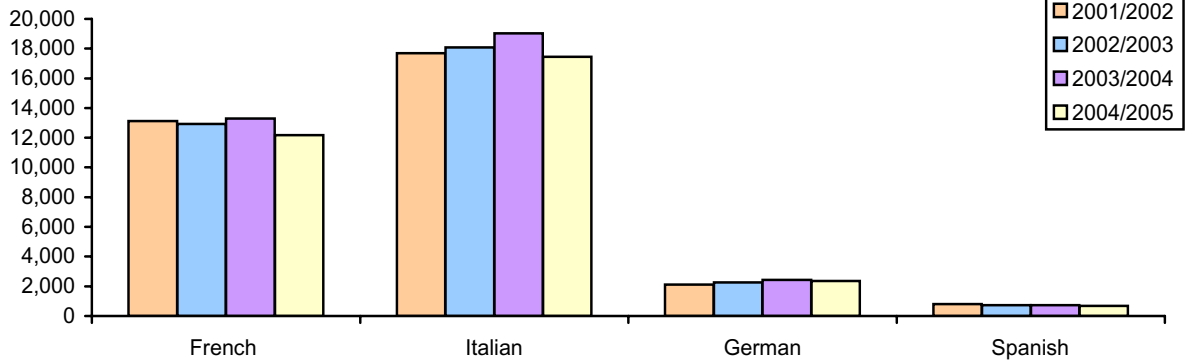


Chart 2. Percentage foreign language popularity at lower secondary: 2004/2005

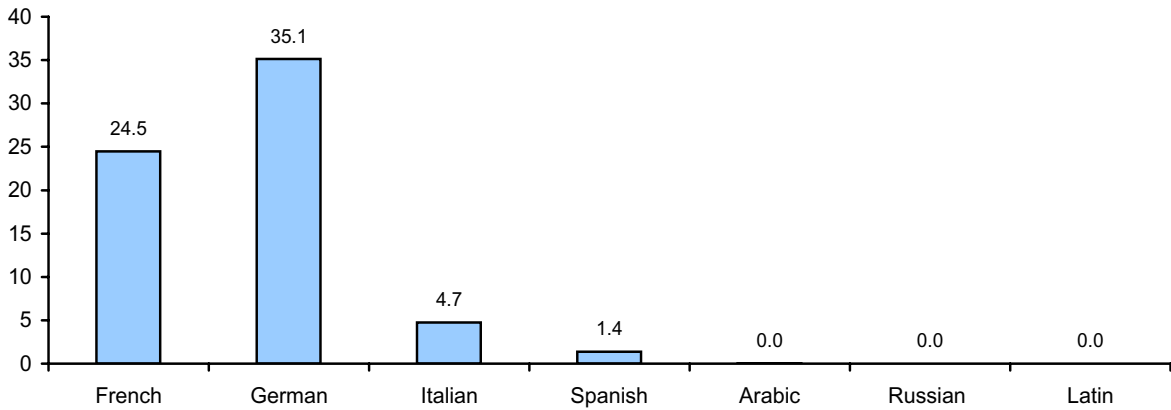


Table 1. Distribution of students studying a first foreign language other than English in government secondary schools: 2004/2005

Government Junior Lyceum															
Class	French		German		Italian		Spanish		Arabic		No foreign language		Total		
	Boys	Girls	Boys	Girls	Boys	Girls	Boys	Girls	Boys	Girls	Boys	Girls	Boys	Girls	Total
Class 1	281	521	129	232	1,163	884	34	65	3	-	2	10	1,612	1,712	3,324
Class 2	307	676	175	201	1,139	830	34	54	1	2	35	36	1,691	1,799	3,490
Class 3	382	684	88	159	1,230	893	19	67	1	-	2	25	1,722	1,828	3,550
Class 4	392	788	113	166	1,212	874	23	51	1	1	1	39	1,742	1,919	3,661
Class 5	397	787	88	176	1,122	904	15	30	-	1	1	66	1,623	1,964	3,587
Total	1,759	3,456	593	934	5,866	4,385	125	267	6	4	41	176	8,390	9,222	17,612
Government Boys/Girls Schools															
Class	French		German		Italian		Spanish		Arabic		No foreign language		Total		
	Boys	Girls	Boys	Girls	Boys	Girls	Boys	Girls	Boys	Girls	Boys	Girls	Boys	Girls	Total
Class 1	-	-	-	1	-	-	-	-	-	-	43	29	43	30	73
Class 2	-	-	-	-	-	-	-	-	-	-	95	19	95	19	114
Class 3	1	-	-	-	-	-	1	-	-	-	121	21	123	21	144
Class 4	-	-	-	-	9	-	-	-	-	-	122	25	131	25	156
Class 5	-	-	-	-	10	-	-	-	-	-	117	25	127	25	152
Total	1	-	-	1	19	-	1	-	-	-	498	119	519	120	639
Total Government Secondary															
Class	French		German		Italian		Spanish		Arabic		No foreign language		Total		
	Boys	Girls	Boys	Girls	Boys	Girls	Boys	Girls	Boys	Girls	Boys	Girls	Boys	Girls	Total
Class 1	281	521	129	233	1,163	884	34	65	3	-	45	39	1,655	1,742	3,397
Class 2	307	676	175	201	1,139	830	34	54	1	2	130	55	1,786	1,818	3,604
Class 3	383	684	88	159	1,230	893	20	67	1	-	123	46	1,845	1,849	3,694
Class 4	392	788	113	166	1,221	874	23	51	1	1	123	64	1,873	1,944	3,817
Class 5	397	787	88	176	1,132	904	15	30	-	1	118	91	1,750	1,989	3,739
Total	1,760	3,456	593	935	5,885	4,385	126	267	6	4	539	295	8,909	9,342	18,251

Table 2. Distribution of students studying a second foreign language other than English in government secondary schools: 2004/2005

Government Junior Lyceum																			
Class	French		German		Italian		Spanish		Arabic		Russian		Latin		No 2nd foreign language		Total		
	Boys	Girls	Boys	Girls	Boys	Girls	Boys	Girls	Boys	Girls	Boys	Girls	Boys	Girls	Boys	Girls	Boys	Girls	Total
Class 1	1	9	-	1	4	11	-	-	-	-	-	1	-	2	1,607	1,688	1,612	1,712	3,324
Class 2	1	5	-	2	7	3	1	2	-	1	-	-	-	1	1,682	1,785	1,691	1,799	3,490
Class 3	10	35	3	36	41	104	10	57	2	1	1	2	-	1	1,655	1,592	1,722	1,828	3,550
Class 4	4	26	16	42	53	164	9	75	2	7	-	2	-	1	1,658	1,602	1,742	1,919	3,661
Class 5	21	55	5	48	93	151	15	97	-	1	-	-	-	-	1,489	1,612	1,623	1,964	3,587
Total	37	130	24	129	198	433	35	231	4	10	1	5	-	5	8,091	8,279	8,390	9,222	17,612
Government Boys/Girls Schools																			
Class	French		German		Italian		Spanish		Arabic		Russian		Latin		No 2nd foreign language		Total		
	Boys	Girls	Boys	Girls	Boys	Girls	Boys	Girls	Boys	Girls	Boys	Girls	Boys	Girls	Boys	Girls	Boys	Girls	Total
Class 1	-	-	-	-	-	-	-	-	-	-	-	-	-	-	43	30	43	30	73
Class 2	-	-	-	-	-	-	-	-	-	-	-	-	-	-	95	19	95	19	114
Class 3	-	-	-	-	-	-	-	-	-	-	-	-	-	-	123	21	123	21	144
Class 4	-	-	-	-	-	-	-	-	-	-	-	-	-	-	131	25	131	25	156
Class 5	-	-	-	-	-	-	-	-	-	-	-	-	-	-	127	25	127	25	152
Total	-	-	-	-	-	-	-	-	-	-	-	-	-	-	519	120	519	120	639
Total Government Secondary																			
Class	French		German		Italian		Spanish		Arabic		Russian		Latin		No 2nd foreign language		Total		
	Boys	Girls	Boys	Girls	Boys	Girls	Boys	Girls	Boys	Girls	Boys	Girls	Boys	Girls	Boys	Girls	Boys	Girls	Total
Class 1	1	9	-	1	4	11	-	-	-	-	-	1	-	2	1,650	1,718	1,655	1,742	3,397
Class 2	1	5	-	2	7	3	1	2	-	1	-	-	-	1	1,777	1,804	1,786	1,818	3,604
Class 3	10	35	3	36	41	104	10	57	2	1	1	2	-	1	1,778	1,613	1,845	1,849	3,694
Class 4	4	26	16	42	53	164	9	75	2	7	-	2	-	1	1,789	1,627	1,873	1,944	3,817
Class 5	21	55	5	48	93	151	15	97	-	1	-	-	-	-	1,616	1,637	1,750	1,989	3,739
Total	37	130	24	129	198	433	35	231	4	10	1	5	-	5	8,610	8,399	8,909	9,342	18,251

Table 3. Distribution of students studying a first foreign language other than English in government dependent schools: 2004/2005

Primary - Government Dependent Schools																	
Class	French		German		Italian		Spanish		Arabic		Russian		No foreign language		Total		
	Boys	Girls	Boys	Girls	Boys	Girls	Boys	Girls	Boys	Girls	Boys	Girls	Boys	Girls	Boys	Girls	Total
Year 1	-	-	-	1	-	-	-	-	-	1	-	-	465	585	465	587	1,052
Year 2	1	-	-	-	-	-	-	-	-	-	-	-	490	630	491	630	1,121
Year 3	-	-	-	-	-	-	-	-	-	-	-	-	455	603	455	603	1,058
Year 4	1	-	-	-	27	-	-	-	-	-	-	-	531	621	559	621	1,180
Year 5	-	1	-	-	-	-	-	-	-	-	-	-	530	640	530	641	1,171
Year 6	3	1	1	1	-	-	-	-	-	-	-	-	520	670	524	672	1,196
Total	5	2	1	2	27	-	-	-	-	1	-	-	2,991	3,749	3,024	3,754	6,778
Secondary - Government Dependent Schools																	
Class	French		German		Italian		Spanish		Arabic		Russian		No foreign language		Total		
	Boys	Girls	Boys	Girls	Boys	Girls	Boys	Girls	Boys	Girls	Boys	Girls	Boys	Girls	Boys	Girls	Total
Form 1	290	586	34	2	455	181	1	-	2	-	-	-	15	2	797	771	1,568
Form 2	306	617	58	11	464	234	-	-	-	-	-	-	16	29	844	891	1,735
Form 3	259	518	57	18	515	191	-	-	-	-	-	-	16	30	847	757	1,604
Form 4	336	580	40	17	415	186	1	-	-	-	-	-	13	7	805	790	1,595
Form 5	290	550	26	17	447	200	-	-	-	-	-	-	24	2	787	769	1,556
Total	1,481	2,851	215	65	2,296	992	2	-	2	-	-	-	84	70	4,080	3,978	8,058

Table 4. Distribution of students studying a first foreign language other than English in government independent schools: 2004/2005

Primary - Government Independent Schools																	
Class	French		German		Italian		Spanish		Arabic		Russian		No foreign language		Total		
	Boys	Girls	Boys	Girls	Boys	Girls	Boys	Girls	Boys	Girls	Boys	Girls	Boys	Girls	Boys	Girls	Total
Year 1	-	-	-	-	-	-	-	-	-	1	-	-	404	248	404	249	653
Year 2	-	-	-	-	-	-	-	-	-	-	-	-	415	264	415	264	679
Year 3	-	-	-	-	-	-	-	-	-	-	-	-	403	219	403	219	622
Year 4	-	-	-	-	8	31	-	-	-	-	-	-	408	229	416	260	676
Year 5	-	-	-	-	4	41	-	-	-	-	-	-	389	222	393	263	656
Year 6	47	38	-	-	24	54	8	11	1	-	-	-	287	145	367	248	615
Total	47	38	-	-	36	126	8	11	1	1	-	-	2,306	1,327	2,398	1,503	3,901
Secondary - Government Independent Schools																	
Class	French		German		Italian		Spanish		Arabic		Russian		No foreign language		Total		
	Boys	Girls	Boys	Girls	Boys	Girls	Boys	Girls	Boys	Girls	Boys	Girls	Boys	Girls	Boys	Girls	Total
Form 1	136	89	12	5	128	99	-	-	-	-	-	-	13	6	289	199	488
Form 2	93	73	9	13	178	109	1	-	-	-	2	1	12	11	295	207	502
Form 3	87	117	13	17	125	75	10	2	-	-	-	-	32	24	267	235	502
Form 4	90	105	5	10	141	79	4	2	-	-	-	-	20	18	260	214	474
Form 5	88	116	8	5	102	51	5	2	-	-	-	-	27	7	230	181	411
Total	494	500	47	50	674	413	20	6	-	-	2	1	104	66	1,341	1,036	2,377

Chart 3. Percentage of students at lower secondary taking French as their first language by type of school and sex: 2004/2005

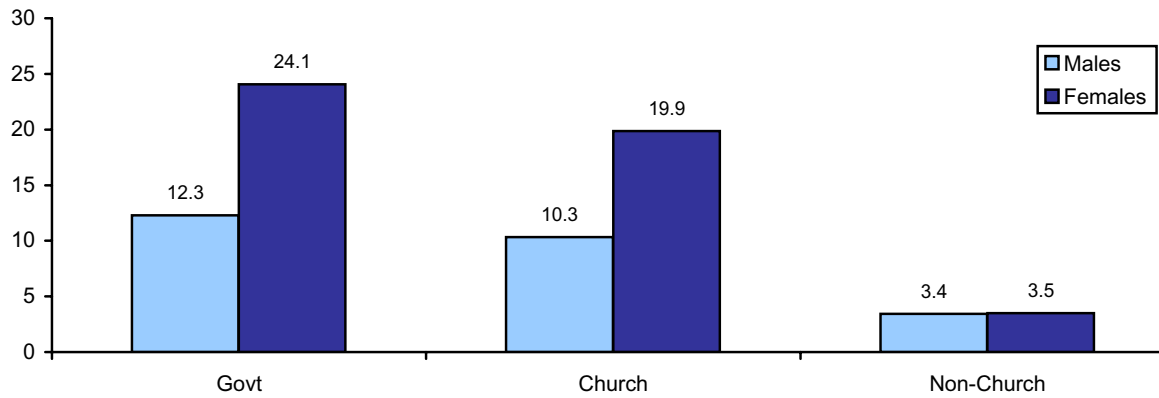


Chart 4. Percentage of students at lower secondary taking German as their first language by type of school and sex: 2004/2005

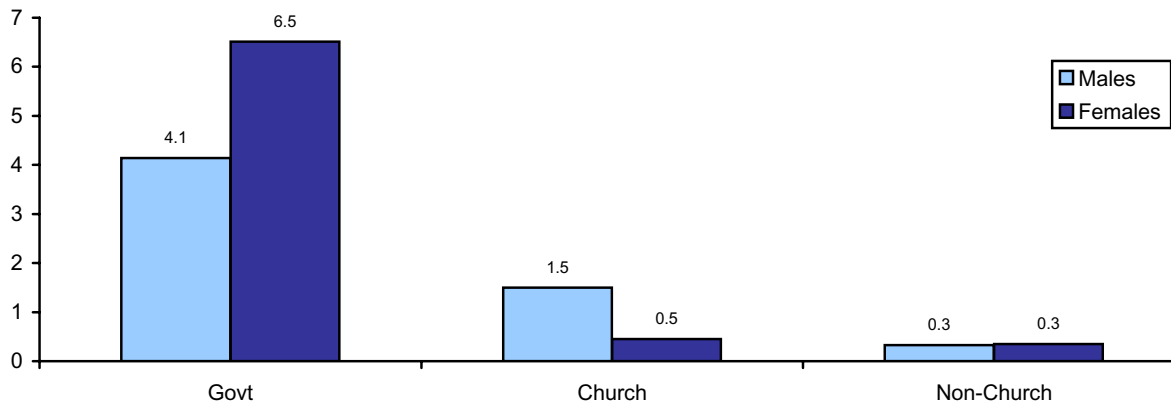


Chart 5. Percentage of students at lower secondary taking Italian as their first language by type of school and sex: 2004/2005

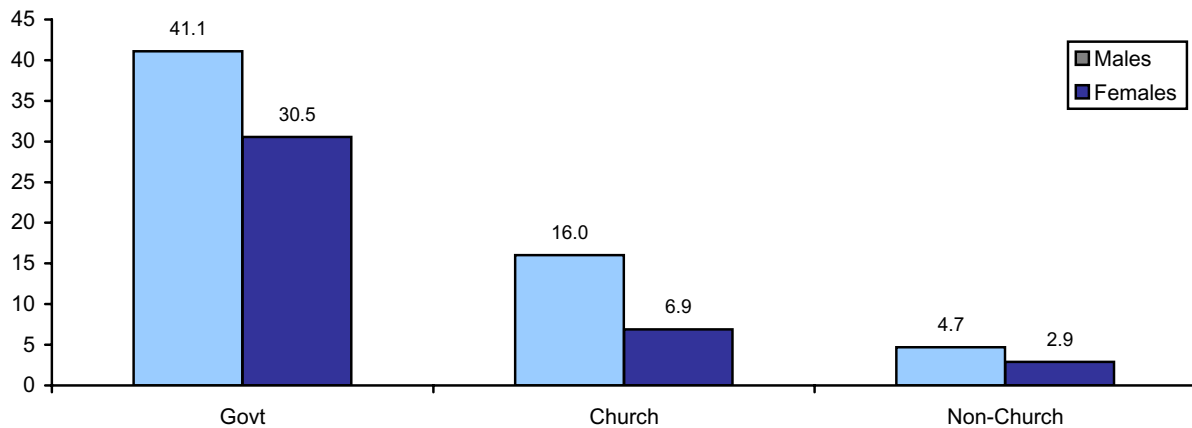


Table 5. Distribution of students studying a second foreign language other than English in government dependent schools: 2004/2005

Primary Dependent Schools																	
Class	French		German		Italian		Spanish		Arabic		Russian		No 2nd foreign language		Total		
	Boys	Girls	Boys	Girls	Boys	Girls	Boys	Girls	Boys	Girls	Boys	Girls	Boys	Girls	Boys	Girls	Total
Year 1	-	-	-	-	-	-	-	-	-	-	-	-	1,101	1,395	465	587	1,052
Year 2	-	-	-	-	-	-	-	-	-	-	-	-	491	630	491	630	1,121
Year 3	-	-	-	-	-	-	-	-	-	-	-	-	455	603	455	603	1,058
Year 4	-	-	-	-	-	-	-	-	-	-	-	-	559	621	559	621	1,180
Year 5	-	-	-	-	-	-	-	-	-	-	-	-	530	641	530	641	1,171
Year 6	-	-	-	-	-	-	-	-	-	-	-	-	524	672	524	672	1,196
Total	-	-	-	-	-	-	-	-	-	-	-	-	3,660	4,562	3,024	3,754	6,778
Secondary Dependent Schools																	
Class	French		German		Italian		Spanish		Arabic		Russian		No 2nd foreign language		Total		
	Boys	Girls	Boys	Girls	Boys	Girls	Boys	Girls	Boys	Girls	Boys	Girls	Boys	Girls	Boys	Girls	Total
Form 1	214	163	97	18	98	563	-	-	-	-	-	-	388	27	797	771	1,568
Form 2	222	170	57	13	139	574	-	-	-	-	-	-	426	134	844	891	1,735
Form 3	177	68	50	3	55	388	-	1	-	-	-	-	565	297	847	757	1,604
Form 4	147	26	24	4	61	247	1	-	-	-	-	-	572	513	805	790	1,595
Form 5	175	100	26	4	52	389	-	-	-	-	-	-	534	276	787	769	1,556
Total	935	527	254	42	405	2,161	1	1	-	-	-	-	2,485	1,247	4,080	3,978	8,058

Table 6. Distribution of students studying a second foreign language other than English in government independent schools: 2004/2005

Primary Independent Schools																	
Class	French		German		Italian		Spanish		Arabic		Russian		No 2nd foreign language		Total		
	Boys	Girls	Boys	Girls	Boys	Girls	Boys	Girls	Boys	Girls	Boys	Girls	Boys	Girls	Boys	Girls	Total
Year 1	-	-	-	-	-	-	-	-	-	-	-	-	404	249	404	249	653
Year 2	-	-	-	-	-	-	-	-	-	-	-	-	415	264	415	264	679
Year 3	-	-	-	-	-	-	-	-	-	-	-	-	403	219	403	219	622
Year 4	-	-	-	-	-	-	-	-	-	-	-	-	416	260	416	260	676
Year 5	-	-	-	-	-	-	-	-	-	-	-	-	393	263	393	263	656
Year 6	-	-	12	14	-	-	-	-	-	-	-	-	355	234	367	248	615
Total	-	-	12	14	-	-	-	-	-	-	-	-	2,386	1,489	2,398	1,503	3,901
Secondary Independent Schools																	
Class	French		German		Italian		Spanish		Arabic		Russian		No 2nd foreign language		Total		
	Boys	Girls	Boys	Girls	Boys	Girls	Boys	Girls	Boys	Girls	Boys	Girls	Boys	Girls	Boys	Girls	Total
Form 1	85	59	12	13	113	46	-	-	-	-	-	-	79	81	289	199	488
Form 2	141	96	12	5	70	47	1	-	-	-	-	-	71	59	295	207	502
Form 3	12	13	-	-	2	47	-	-	-	1	-	-	253	174	267	235	502
Form 4	14	8	-	-	13	46	-	-	-	-	-	-	233	160	260	214	474
Form 5	7	19	1	-	6	47	-	-	-	-	-	-	216	115	230	181	411
Total	259	195	25	18	204	233	1	-	-	1	-	-	852	589	1,341	1,036	2,377

Chart 6. Percentage of students taking French as their second foreign language at lower secondary by type of school and sex: 2004/2005

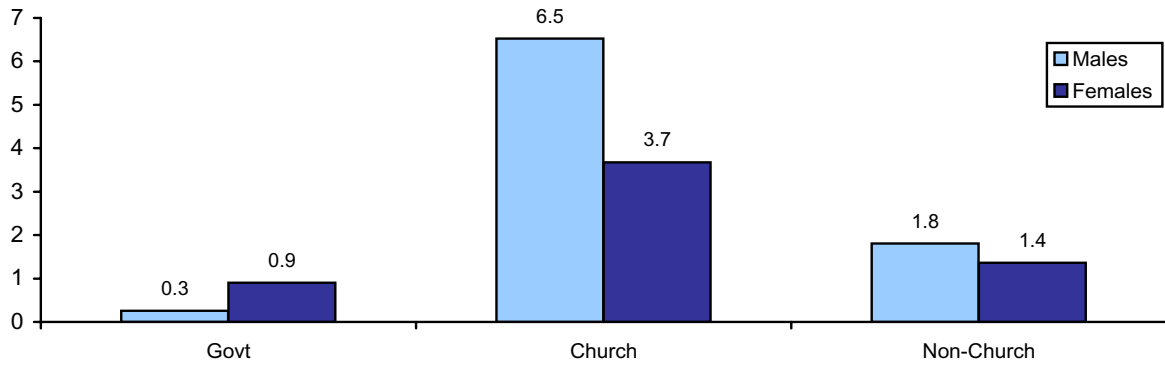


Chart 7. Percentage of students taking German as their second foreign language at lower secondary by type of school and sex: 2004/2005

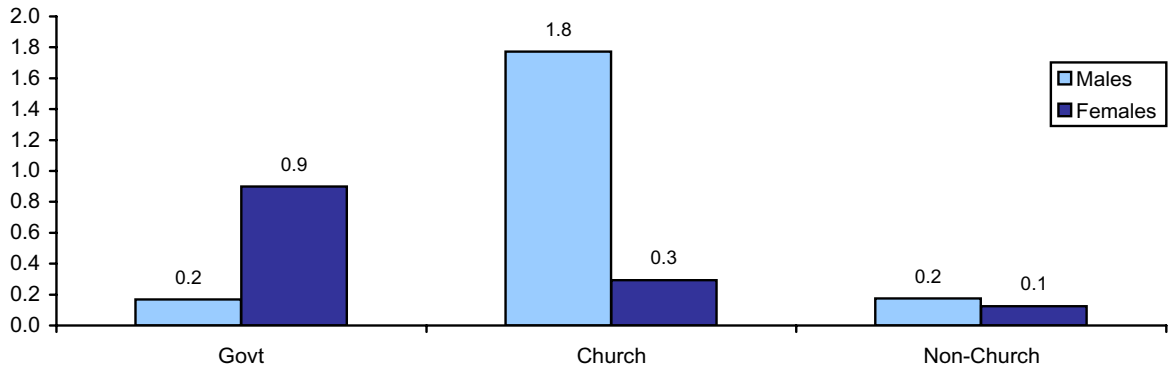


Chart 8. Percentage of students taking Italian as their second foreign language at lower secondary by type of school and sex: 2004/2005

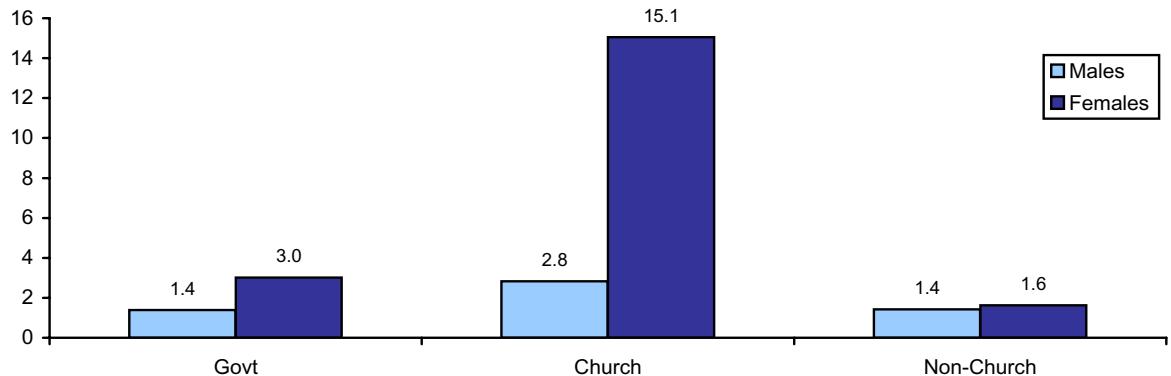


Chart 9. Distribution of students at lower secondary taking a first foreign language other than English by language taken and sex: 2004/2005

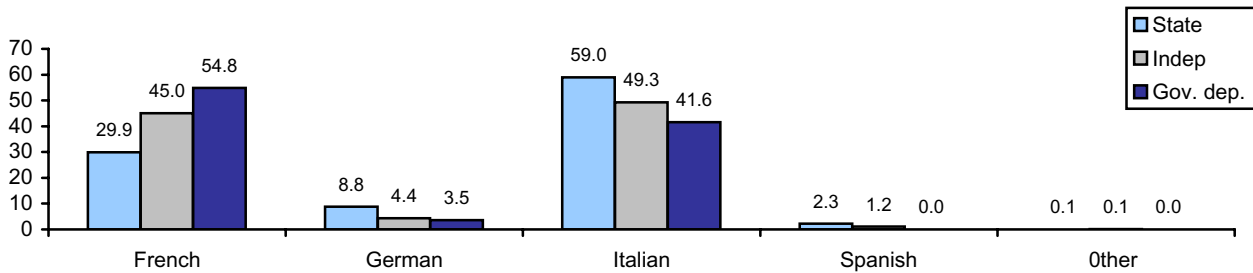


Chart 10. Distribution of students at lower secondary taking a second foreign language other than English by language taken and sex: 2004/2005

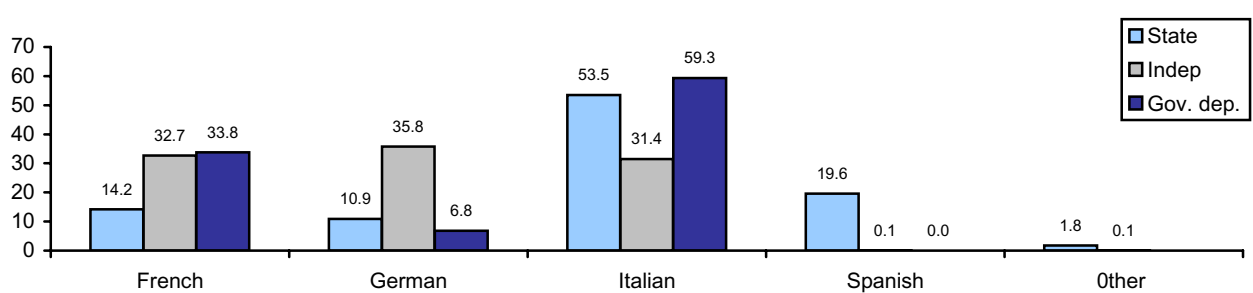


Table 7. Students at Junior College classified by the language being studied, level and sex: 31st March 2005

Languages	At Advanced level					
	Males		Females		Total	
	number	% males	number	% females	number	% total
French	18	1.5	92	5.0	110	3.6
German	4	0.3	26	1.4	30	1.0
Italian	88	7.2	206	11.2	294	9.6
Spanish	1	0.1	26	1.4	27	0.9
English	145	11.9	501	27.3	646	21.1
Languages	At Intermediate level					
	Males		Females		Total	
	number	% males	number	% females	number	% total
French	44	3.6	105	5.7	149	4.9
German	13	1.1	21	1.1	34	1.1
Italian	181	14.8	191	10.4	372	12.2
Spanish	4	0.3	14	0.8	18	0.6
English	718	58.7	988	53.9	1,706	55.8
Languages	Total					
	Males		Females		Total	
	number	% males	number	% females	number	% total
French	62	5.1	197	10.7	259	8.5
German	17	1.4	47	2.6	64	2.1
Italian	269	22.0	397	21.6	666	21.8
Spanish	5	0.4	40	2.2	45	1.5
English	863	70.6	1,489	81.2	2,352	76.9

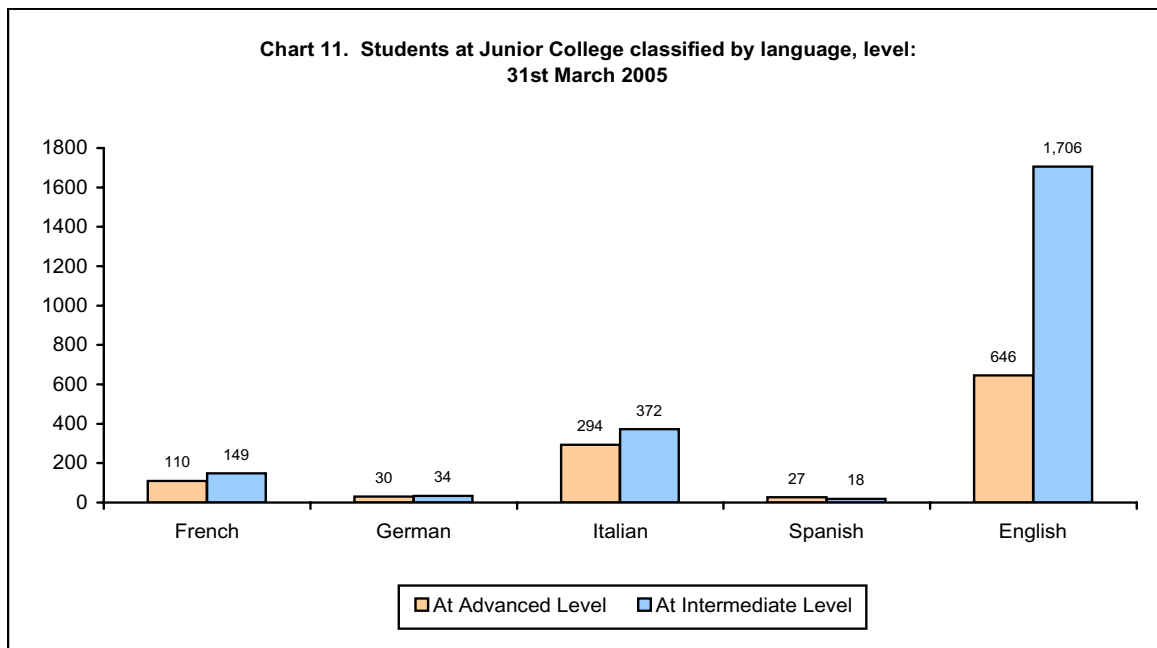


Table 8. Foreign language* learning at Junior College: 31st March 2005

	Males	Females	Total
taking 1 foreign language	944	1,257	2,201
taking 2 foreign languages	133	406	539
taking 3 foreign languages	2	34	36
not taking any foreign language	144	137	281
Total	1,223	1,834	3,057

*Including the English language as a foreign language

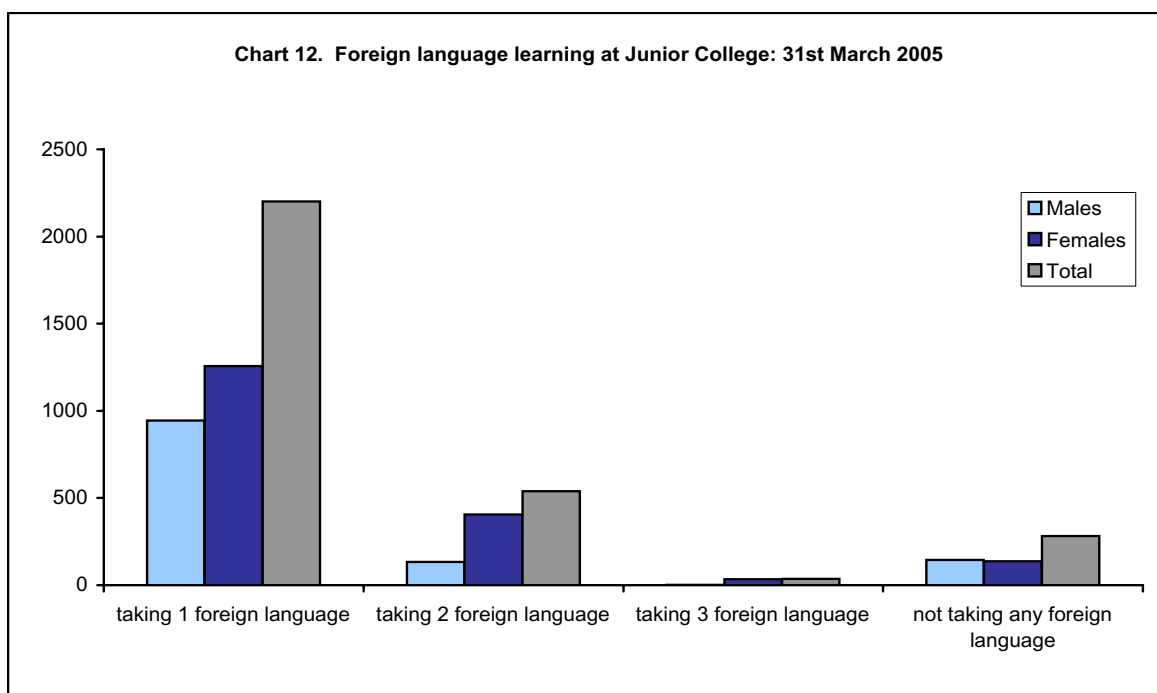


Table 9. Students at Giovanni Curmi Higher Secondary classified by the language being studied and sex: 31st March 2005

Language	At Advanced level and/or intermediate level		
	Males	Females	Total
French	24	52	76
German	7	9	16
Italian	82	162	244
Spanish	2	18	20
Arabic	1	3	4
English	237	295	532

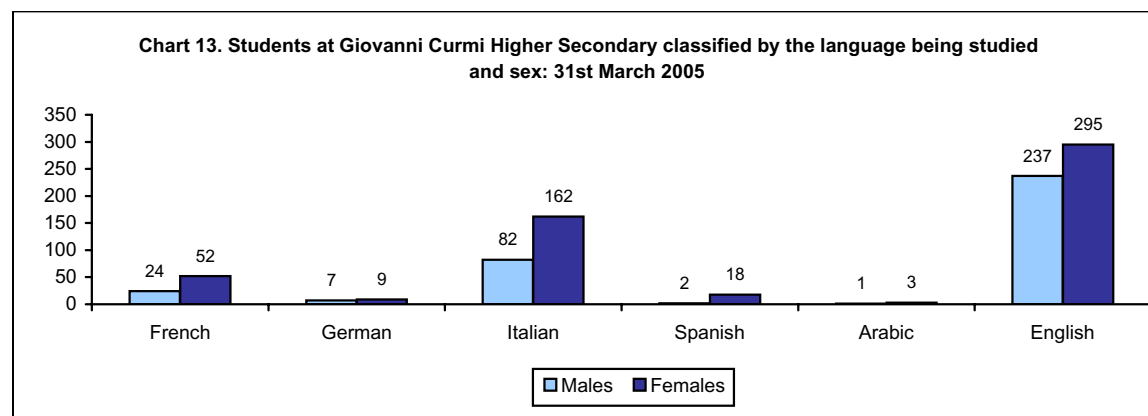


Table 10. Students at Sir M. Refalo classified by the language being studied, level and sex: 31st March 2005

Languages	At Advanced level					
	Males		Females		Total	
	number	% males	number	% females	number	% total
French	4	1.8	9	3.1	13	2.5
German	-	-	4	1.4	4	0.8
Italian	25	11.4	30	10.3	55	10.8
Spanish	2	0.9	2	0.7	4	0.8
English	33	15.0	43	14.8	76	14.9
Languages	At Intermediate level					
	Males		Females		Total	
	number	% males	number	% females	number	% total
French	3	1.4	6	2.1	9	1.8
German	1	0.5	-	-	1	0.2
Italian	22	10.0	14	4.8	36	7.0
Spanish	-	-	4	1.4	4	0.8
English	128	58.2	193	66.3	321	62.8
Languages	Total					
	Males		Females		Total	
	number	% males	number	% females	number	% total
French	7	3.2	15	5.2	22	4.3
German	1	0.5	4	1.4	5	1.0
Italian	47	21.4	44	15.1	91	17.8
Spanish	2	0.9	6	2.1	8	1.6
English	161	73.2	236	81.1	397	77.7

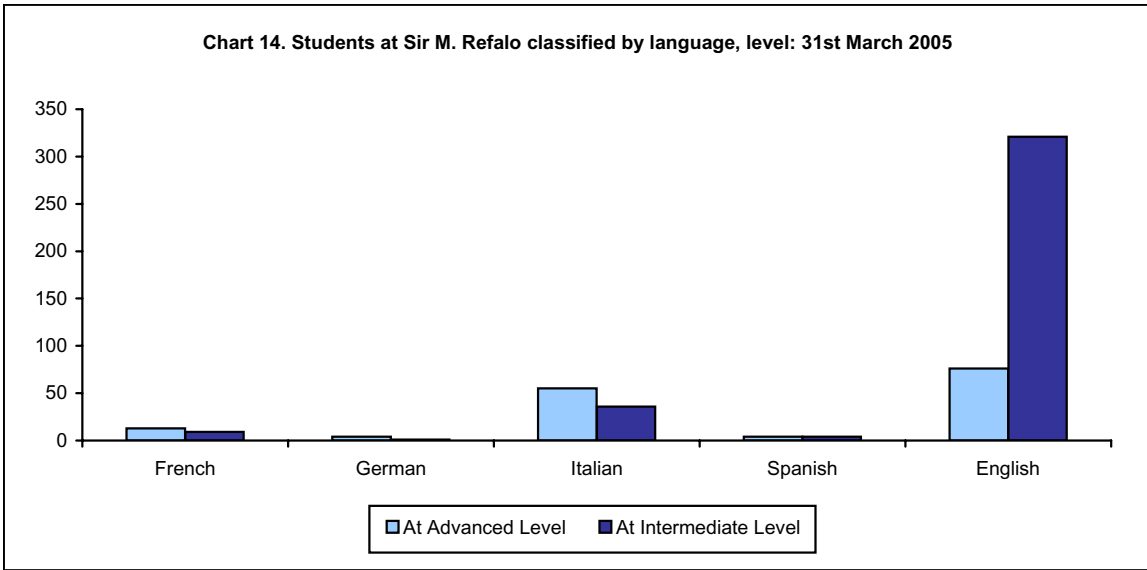


Table 11. Foreign language* learning at Sir M. Refalo: 31st March 2005

	Males	Females	Total
taking 1 foreign language	171	212	383
taking 2 foreign languages	21	48	69
taking 3 foreign languages	1	2	3
not taking any foreign language	27	29	56
Total	220	291	511

*Including the English language as a foreign language

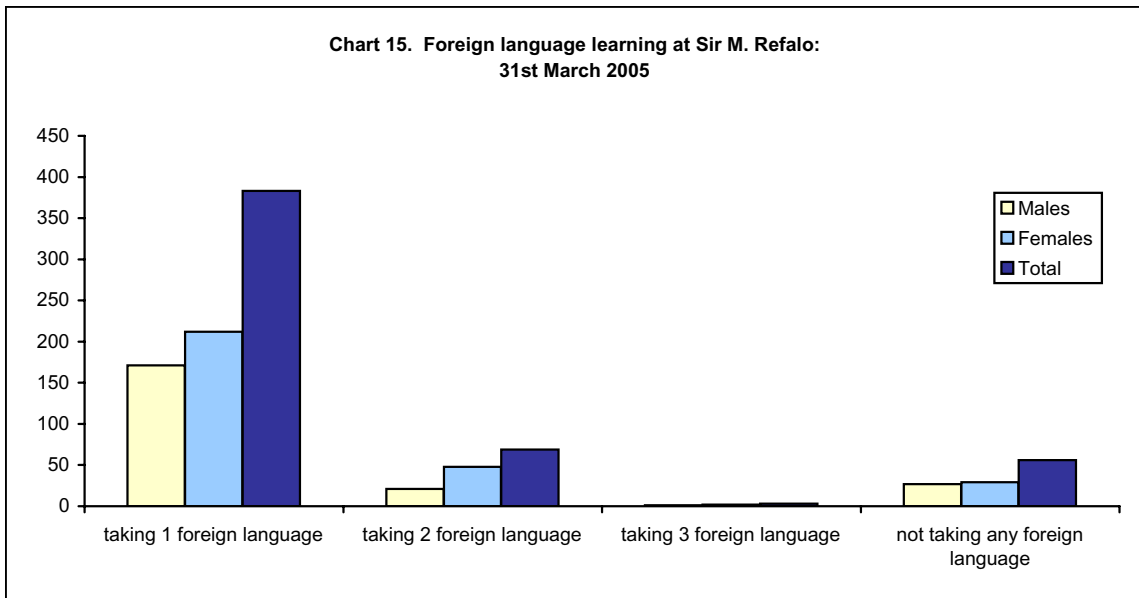


Table 12. Students at government dependent and independent post-secondary schools classified by the language being studied, level and sex: 31st March 2005

Language	At Advanced level					
	Males		Females		Total	
	number	% males	number	% total	number	% total
French	10	2.7	32	9.3	42	5.8
German	-	-	-	-	-	-
Italian	28	7.4	28	8.2	56	7.8
Spanish	2	0.5	1	0.3	3	0.4
English	63	16.8	121	35.3	184	25.6
Language	At Intermediate level					
	Males		Females		Total	
	number	% total	number	% total	number	% total
French	22	5.9	31	9.0	53	7.4
German	11	2.9	4	1.2	15	2.1
Italian	64	17.0	45	13.1	109	15.2
Spanish	3	0.8	5	1.5	8	1.1
English	228	60.6	189	55.1	417	58.0
Language	Total					
	Males		Females		Total	
	number	% total	number	% total	number	% total
French	32	8.5	63	18.4	95	13.2
German	11	2.9	4	1.2	15	2.1
Italian	92	24.5	73	21.3	165	22.9
Spanish	5	1.3	6	1.7	11	1.5
English	291	77.4	310	90.4	601	83.6

Chart 16. Students at Government Dependent and Independent Post-Secondary Schools classified by language, level: 31st March 2005

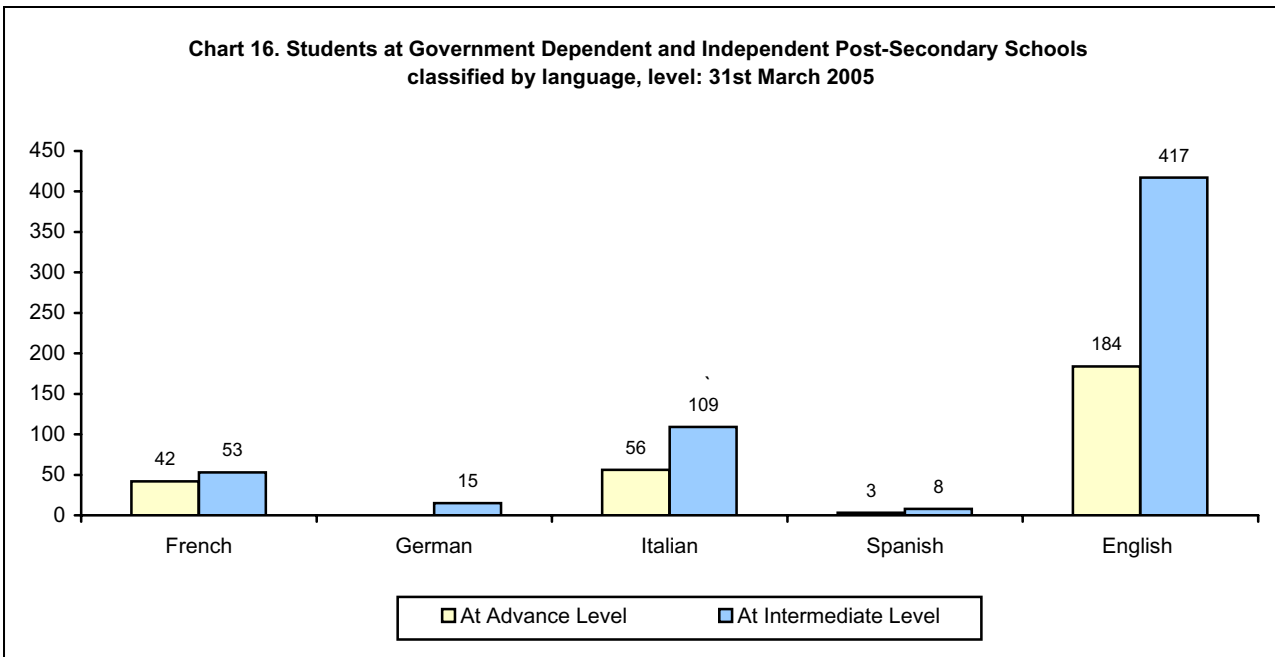


Table 13. Foreign language* learning at Government dependent and independent private schools: 31st March 2005

	Males	Females	Total
taking 1 foreign language	275	224	499
taking 2 foreign languages	65	101	166
taking 3 foreign languages	4	6	10
not taking any foreign language	32	12	44
Total	376	343	719

*Including the English language as a foreign language

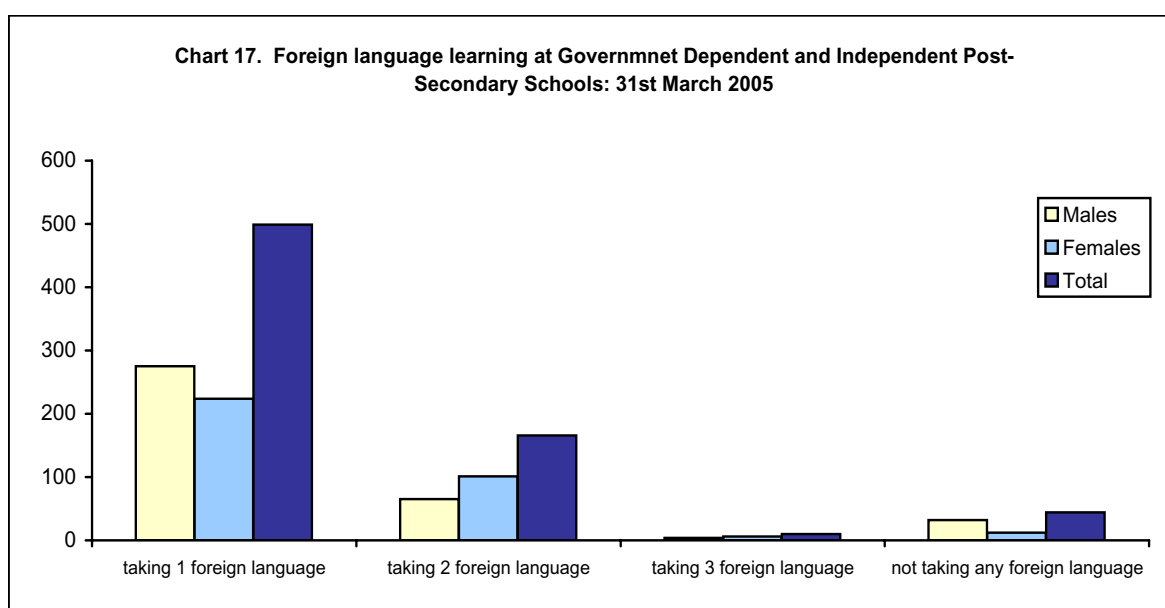


Table 14. Students at MCAST(enrolled in the Matriculation Certificate Course and other courses at Business and Commerce) classified by the language being studied, level and sex: 31st March 2005

Languages	At Advanced Level			At Intermediate Level			Other			Total Students		
	m	f	t	m	f	t	m	f	t	m	f	t
English	-	-	-	19	62	81	-	-	-	19	62	81
French	-	7	7	1	8	9	n/a	n/a	n/a	1	15	16
Italian	6	16	22	11	21	32	n/a	n/a	n/a	17	37	54
Italian for business	n/a	n/a	n/a	n/a	n/a	n/a	1	45	46	1	45	46
French for Buisness	n/a	n/a	n/a	n/a	n/a	n/a	1	16	17	1	16	17

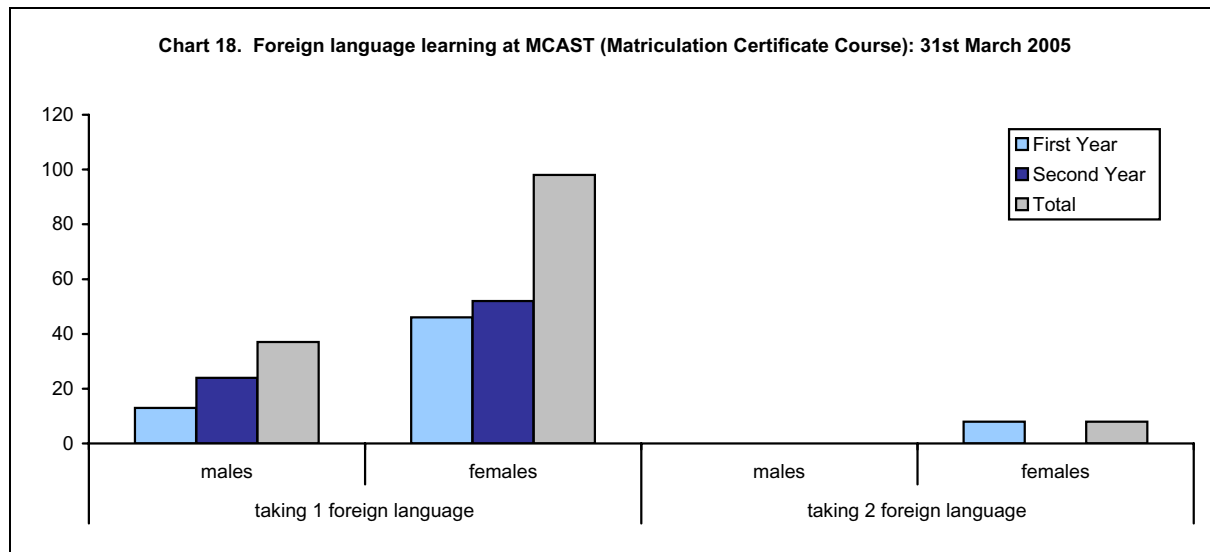


Table 15. Foreign language learning at MCAST (Matriculation Certificate Course ONLY) classified by year and sex: 31st March 2005

Year	Taking 1 foreign language		Taking 2 foreign language		Taking 3 foreign language		Total Students		
	m	f	m	f	m	f	m	f	t
First year	13	46	-	8	-	-	52	54	107
Second year	24	52	-	-	-	-	25	52	77
Total	37	98	-	8	-	-	77	106	184

Methodological Notes

1. The data contained in this release were obtained from a census among all schools (public, church and private) at primary, secondary and post secondary level. The questionnaire required information on the different foreign languages learnt by each student between September 2004 and June 2005.
2. Students attending area secondary schools study one foreign languages up to form III, an additional languages taken in forms IV & V, whereas students attending the Junior Lyceums study one foreign language in forms I & II, and an additional foreign language from forms III to V.
3. The selection of languages is made from a set list of foreign languages which includes French, Italian, German, Spanish, Russian, Latin and Arabic.
4. In terms of Eurostat definitions English is considered as a foreign language. In Malta however, it is an official language and is therefore taught as a compulsory language in primary and lower secondary schools (Isced 1& 2). In upper secondary (Isced 3) the studying of a foreign language is optional.
5. The data in this release is to be considered as final and is not normally subject to revision.