

News Release



Date: 20 July 2006
No. : 159/2006
Time of release: 11.00 hrs

Theme:
Industry and Services

Compiled by:

Tourism Statistics Unit
e-mail: tourism.nso@gov.mt
Tel: 25997329

The monthly calendar of NSO News Releases may be consulted on the Office's website at www.nso.gov.mt

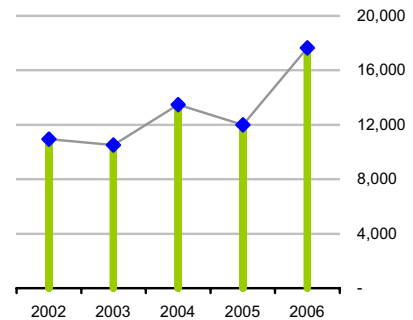
Tourism

Outbound Tourism: May 2006

May 2006

Maltese passengers during the month under review reached a total of 21,870. Of these, 17,651 travelled by air, an increase of 47.1 per cent when compared to the same month last year. The overseas stay of the majority of Maltese air passengers – around 97.1 per cent – did not exceed six months.

Chart 1. Maltese air departures:
May 2002-06



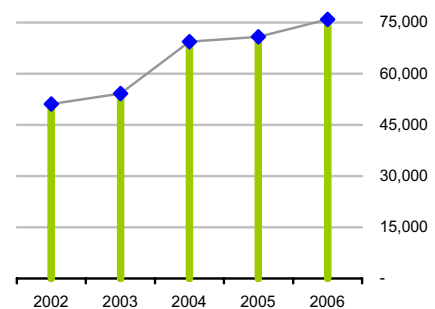
January-May 2006

During the January-May 2006 period, the number of Maltese passengers departing by air and sea amounted to 83,203, an increase of 7.0 per cent over the same period a year ago. Of these, around 97.3 per cent spent less than 6 months away from Malta.

In the period under review, the most frequent destination was Italy, accounting for 28.3 per cent of the total number of Maltese travelling abroad by air and sea. This was followed by other main destinations - United Kingdom, Belgium and Germany. See Chart 4.

In the first five months of 2006, male outbound passengers significantly exceeded female ones, the former accounting for 63.0 per cent of the total. See Table 2 and Chart 6.

Chart 2. Maltese air departures:
January-May 2002-06



The greatest proportion of outbound passengers - 46.3 per cent - were aged 25-44 years, followed by passengers in the 45-64 and 15-24-year age brackets, at 43.0 and 6.2 per cent respectively. For further analysis refer to Table 3 and Chart 7 ■

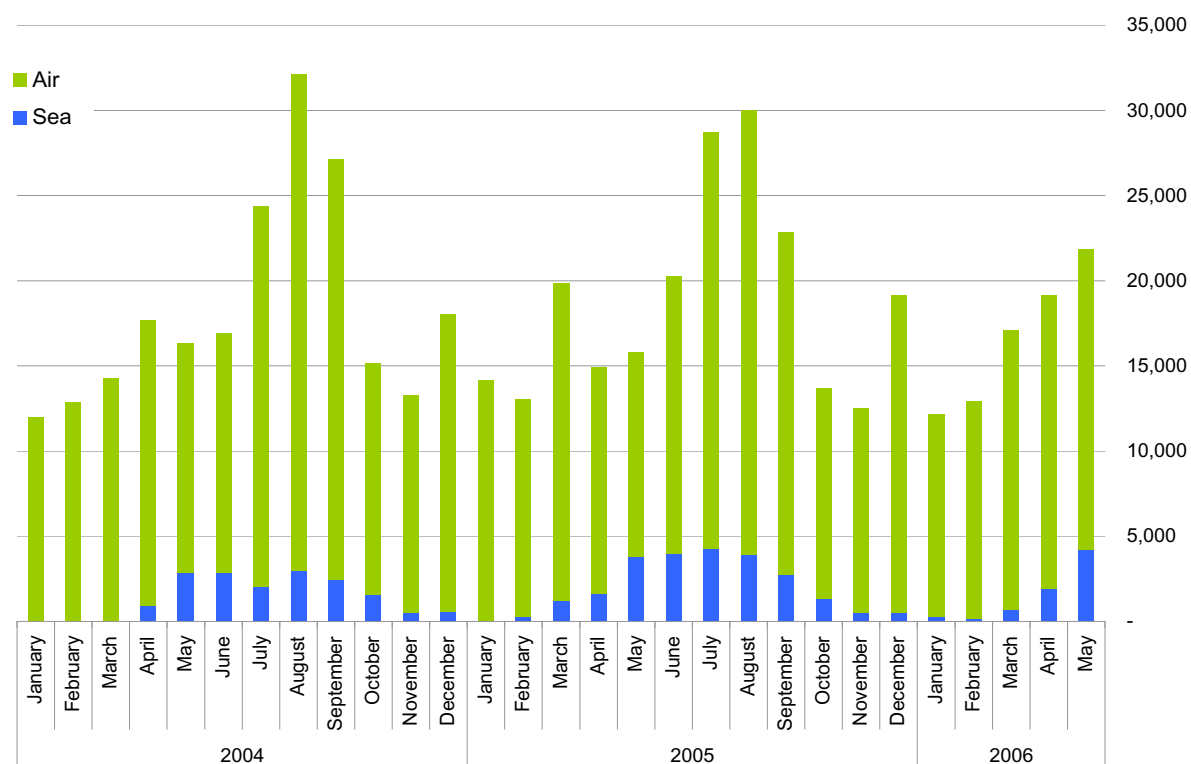
National Statistics Office
Library & Information Unit
Lascaris, Valletta CMR 02, Malta
Tel: (+356) 25997219
Fax: (+356) 25997205
e-mail: nso@gov.mt
<http://www.nso.gov.mt>

Table 1. Monthly distribution of outbound passengers: 2004-2006

	Air					Sea	
	2004	2005	% change	2006	% change	2005	2006
January	12,006	14,117	17.6	11,895	-15.7	31	267
February	12,872	12,769	-0.8	12,762	-0.1	259	173
March	14,279	18,620	30.4	16,417	-11.8	1,240	699
April	16,731	13,314	-20.4	17,209	29.3	1,623	1,911
May	13,480	12,000	-11.0	17,651	47.1	3,770	4,219
June	14,043	16,280	15.9			3,984	
July	22,329	24,454	9.5			4,257	
August	29,150	26,076	-10.5			3,946	
September	24,676	20,089	-18.6			2,739	
October	13,623	12,365	-9.2			1,304	
November	12,774	12,030	-5.8			504	
December	17,435	18,630	6.9			528	
Total	203,398	200,744	-1.3	75,934		24,185	7,269

Chart 3. Monthly distribution of outbound passengers: 2004-2006

Air and sea



Estimates for outbound sea passengers were first compiled as from April 2004 (Tourstat).

Chart 4. Outbound passengers by destination: 2006
January-May

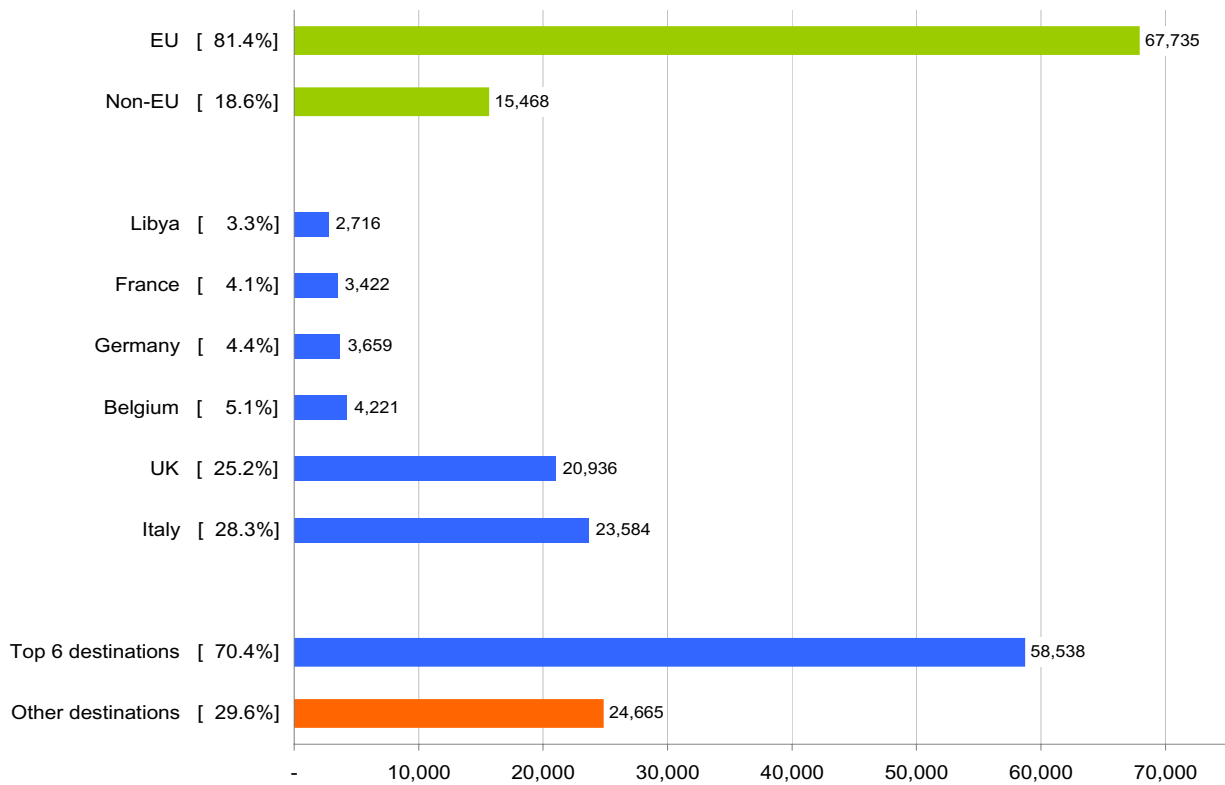


Chart 5. Outbound passengers by destination: 2005
January-May

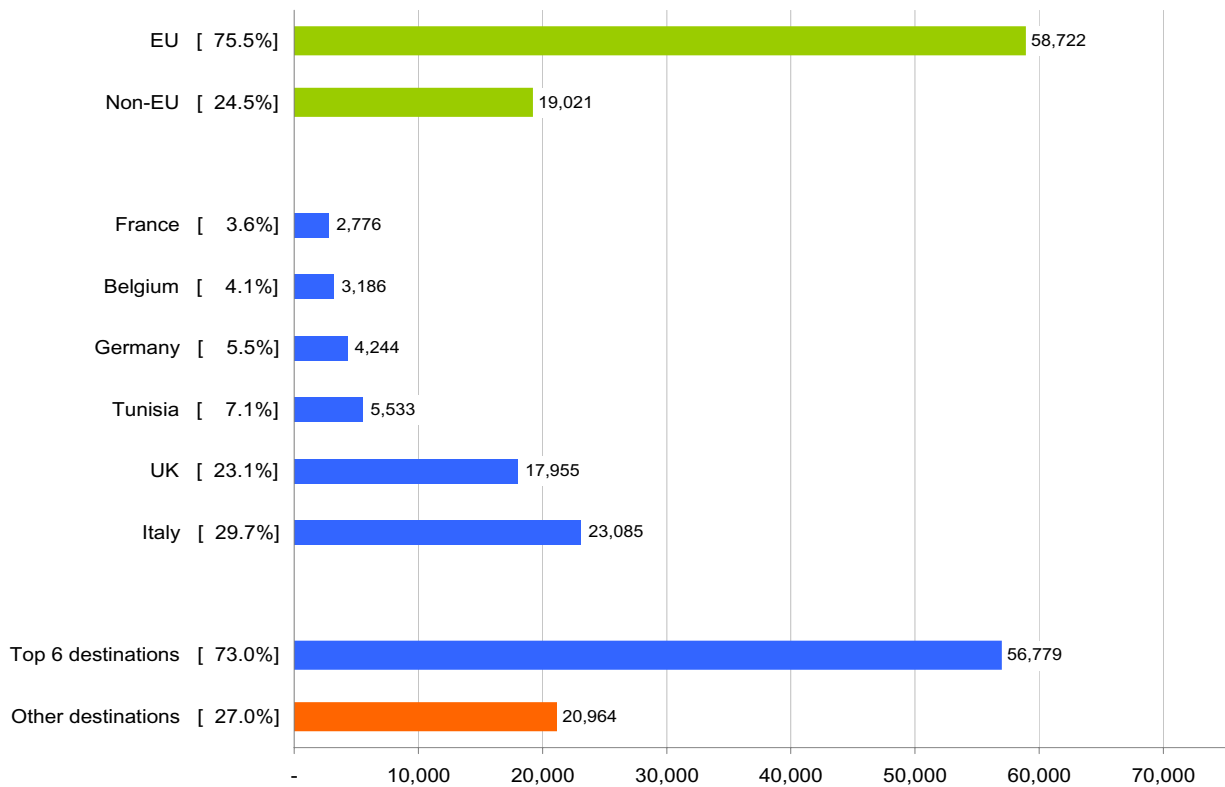


Table 2. Outbound passengers by destination and sex: January-May 2005-2006

2006						
Destination	Males		Females		Total	
	No.	%	No.	%	No.	% dist. by destination
Total	52,434	63.0	30,769	37.0	83,203	100.0
EU	41,350	61.0	26,385	39.0	67,735	81.4
Non-EU	11,084	71.7	4,384	28.3	15,468	18.6

2005						
Destination	Males		Females		Total	
	No.	%	No.	%	No.	% dist. by destination
Total	47,981	61.7	29,762	38.3	77,743	100.0
EU	35,424	60.3	23,298	39.7	58,722	75.5
Non-EU	12,557	66.0	6,464	34.0	19,021	24.5

Chart 6. Outbound passengers by destination and sex: 2005-2006
January-May

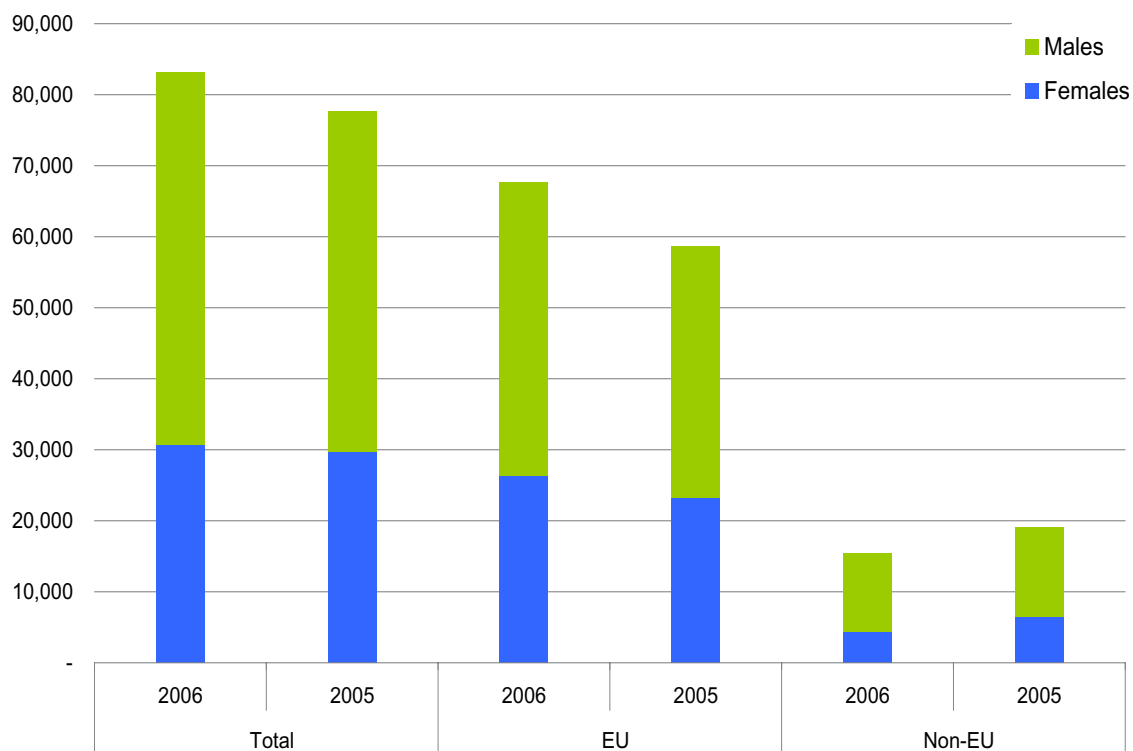


Table 3. Monthly outbound passengers classified by age group: 2005-2006

Month	2006						2005					
	0-14	15-24	25-44	45-64	65+	Total	0-14	15-24	25-44	45-64	65+	Total
January	82	654	5,585	5,281	561	12,163	-	1,196	6,913	5,518	521	14,148
February	91	880	5,827	5,734	402	12,934	337	1,053	5,814	5,360	464	13,028
March	-	905	8,012	7,762	437	17,116	412	1,683	9,727	7,182	856	19,860
April	207	1,401	9,060	7,786	666	19,120	83	1,475	6,546	6,207	626	14,937
May	186	1,347	10,085	9,176	1,076	21,870	33	919	7,804	6,270	744	15,770
Total	566	5,187	38,569	35,739	3,142	83,203	865	6,326	36,804	30,537	3,211	77,743

Chart 7. Outbound passengers - by age group: January-May 2006

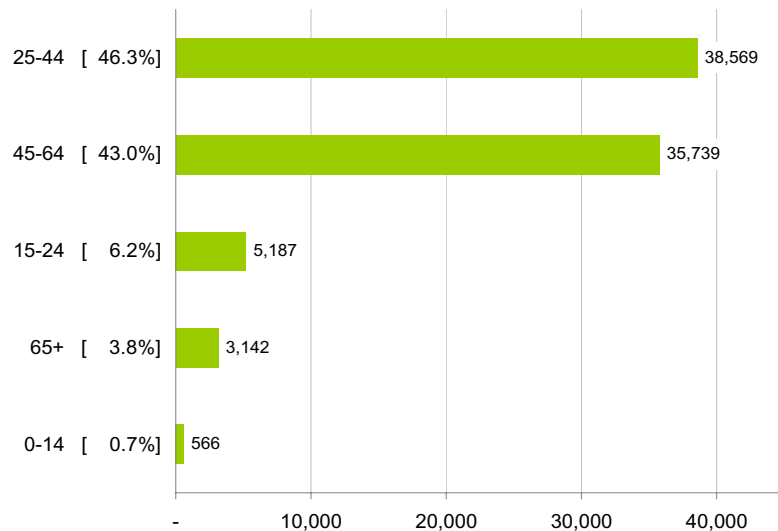
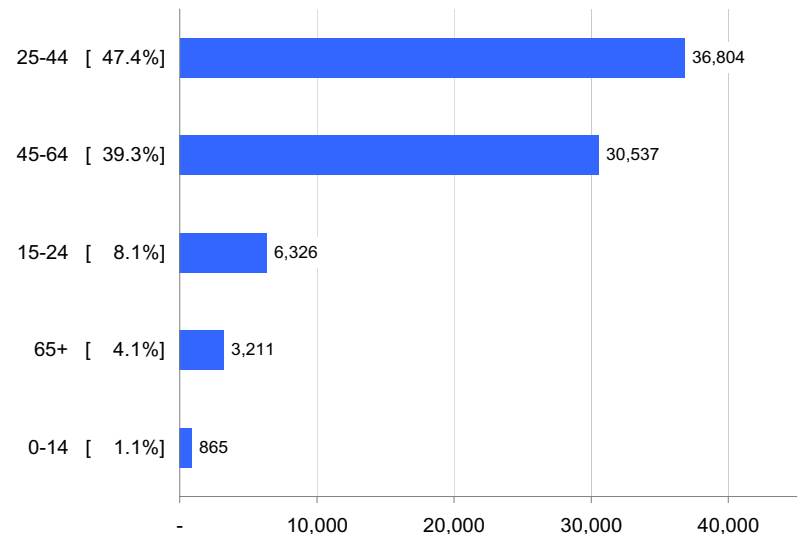


Chart 8. Outbound passengers - by age group: January-May 2005



Methodological Notes

1. Maltese air departures are collected through a continuous survey carried out at the departure lounge of Malta International Airport. A two-stage sample design is used for this survey. At the first stage alternate days are selected. Then within each shift a sample of passengers is selected systematically. Personal interviews are carried out. Monthly response rates of around 90 per cent are achieved.
2. Maltese sea departures are collected through a regular survey that is carried out at the seaport. Ferry sailings on every alternate day are selected. Departing passengers are interviewed personally. On average a response rate of 93 per cent is recorded for this survey.
3. The survey which is carried out at the seaport commenced in April 2004. No data for Maltese sea departures is available for the period January - March 2004.
4. The variables with respect to Maltese departures that are collected in this survey include the following:
Age
Sex
Destination
5. The surveys carried out at the airport and the seaport are grossed up using the monthly passenger departures data in respect of each port after removing the number of transit passengers from the data sets.
6. Definitions

Outbound tourism comprises the activities of residents of a given country traveling to and staying in places outside that country and outside their usual environment.

Usual environment consists of the direct vicinity of his/her home and place of work and other places frequently visited.
7. The data in this release are not normally subject revision.
8. Further methodological notes are available at www.nso.gov.mt/publications/Tourstat/Tourstat2003.pdf