

News Release



Date: 30 August 2006
No. : 196/2006
Time of release: 11.00 hrs

Theme:
Industry and Services

Compiled by:

Business Statistics Unit
e-mail: stbs.nso@gov.mt
Tel: 25997339

The monthly calendar of NSO News Releases may be consulted on the Office's website at www.nso.gov.mt

Business

Short-term Quarterly Indicators: April-June 2006

Industrial turnover increased in the second quarter of 2006 compared to last year, while employment and gross wages and salaries were lower.

This News Release updates quarterly indices for the Main Industrial Groupings for the second quarter 2006. The base year used for these indices is the average for the whole 2000 (2000=100). This series are not seasonally adjusted.

Industrial Turnover rose by 2.8 per cent in the second quarter of 2006 over the same period of last year. This reflected higher turnover from the production of Intermediate Goods and Consumer Non-Durable Goods. This was contrasted by a drop in Turnover in Energy, Capital Goods and Consumer Durable Goods.

Employment in Industry is estimated to have dropped by 5.2 per cent in the survey period on an annual basis. This tendency was common to all main industrial groupings except for the production of Capital Goods.

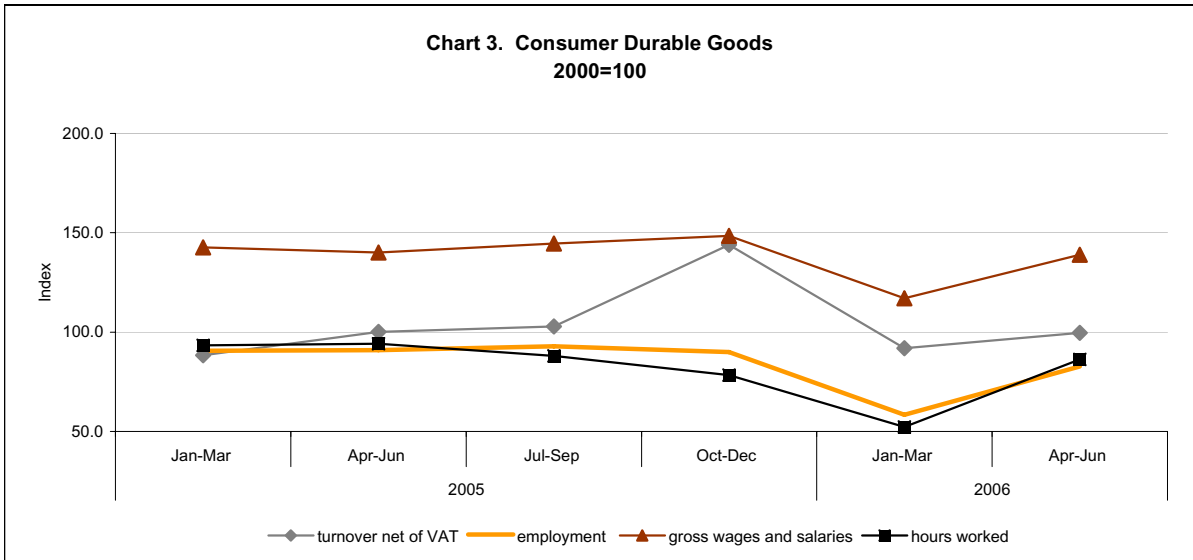
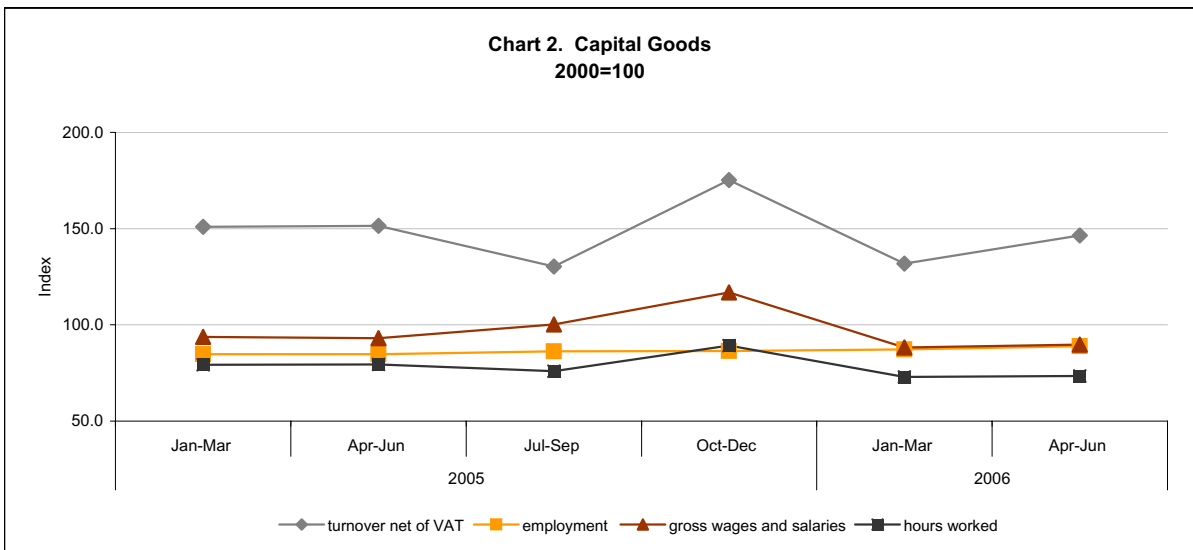
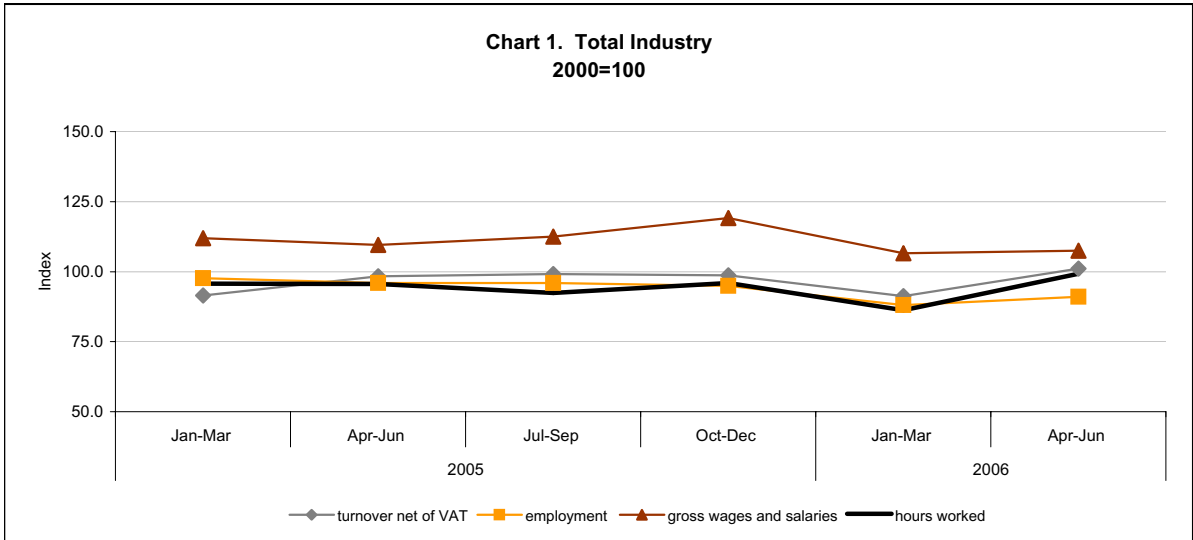
Hours worked in Industry increased by 3.9 per cent from the second quarter of 2005 to the same period of 2006, reflecting increases in the groupings producing Energy, and Consumer Non-Durable. Decreases were registered in the production of Consumer Durable Goods, Capital Goods and Intermediate Goods

At the same time, Gross Wages and Salaries dropped by 1.9 per cent, driven mainly by developments in the production of Intermediate Goods, Capital Goods and Consumer Durable Goods ■

National Statistics Office
Library & Information Unit
Lascaris, Valletta CMR 02, Malta
Tel: (+356) 25997219
Fax: (+356) 25997205
e-mail: nso@gov.mt
<http://www.nso.gov.mt>

Table 1. Main developments by Main Industrial Groupings (MIGS)

Main Industrial Groupings	Turnover (net of VAT)			Employment			Gross wages and salaries			Hours worked		
	Apr-Jun 2006	% change over previous quarter	% change over year ago	Apr-Jun 2006	% change over previous quarter	% change over year ago	Apr-Jun 2006	% change over previous quarter	% change over year ago	Apr-Jun 2006	% change over previous quarter	% change over year ago
Capital Goods	146.5	11.1	-3.3	88.9	1.8	5.0	89.7	1.6	-3.7	73.5	0.7	-7.4
Consumer Durable Goods	99.7	8.5	-0.4	82.7	41.6	-9.1	138.9	18.6	-0.8	86.2	64.8	-8.5
Consumer Non-Durable Goods	116.8	14.7	5.7	84.3	-0.8	-5.2	112.5	2.6	6.8	106.2	21.0	14.6
Energy	211.4	29.7	-15.3	106.1	-1.1	-2.6	130.6	9.2	10.1	126.4	17.8	19.2
Intermediate Goods	75.8	4.0	9.4	99.8	0.7	-9.9	110.5	1.0	-3.8	105.2	4.3	-2.2
Total Industry	101.1	10.7	2.8	91.0	3.3	-5.2	107.5	0.8	-1.9	99.3	15.2	3.9



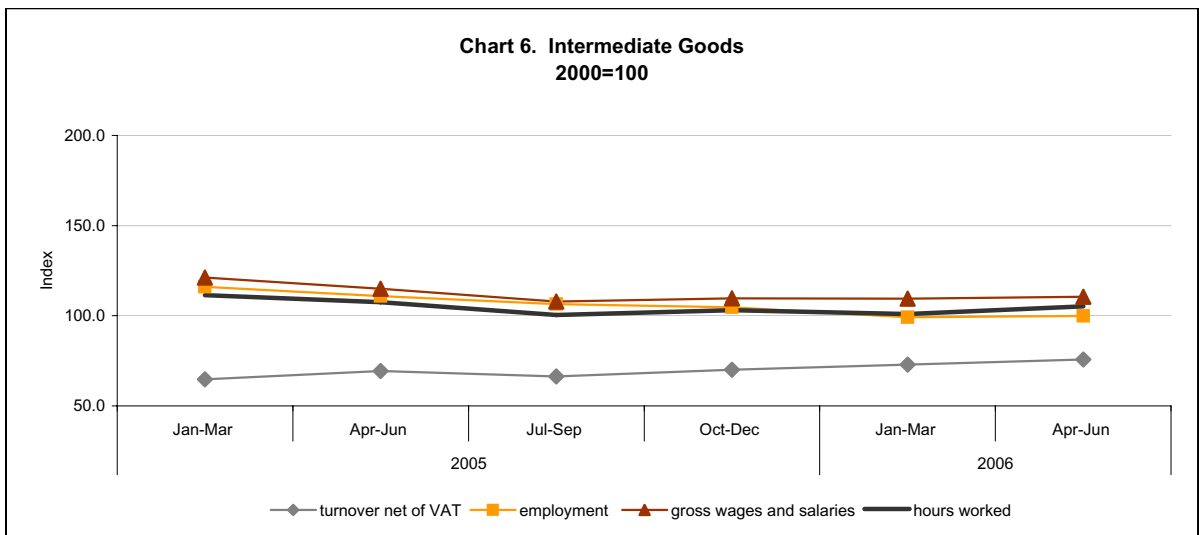
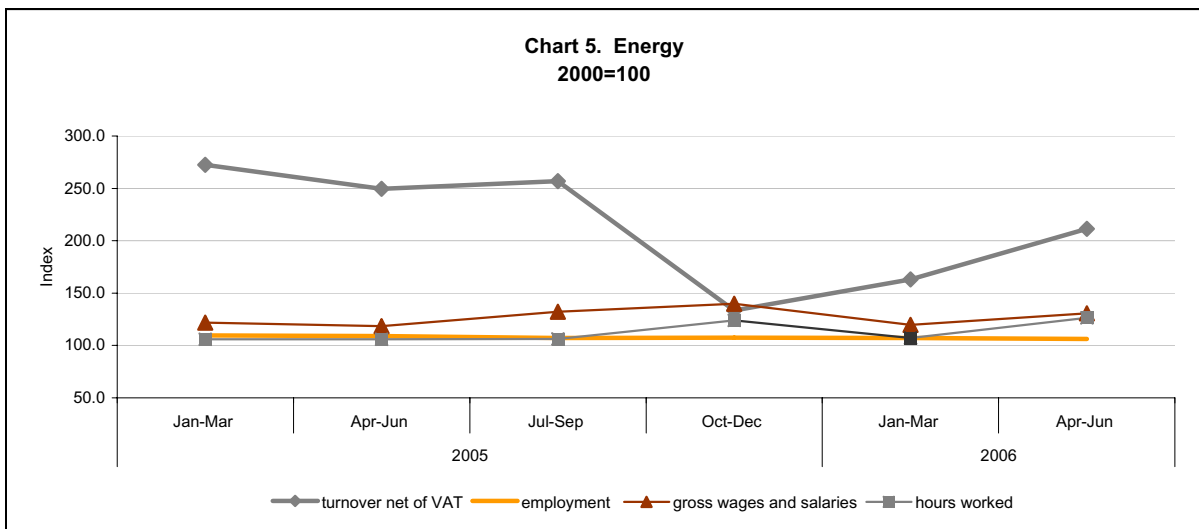
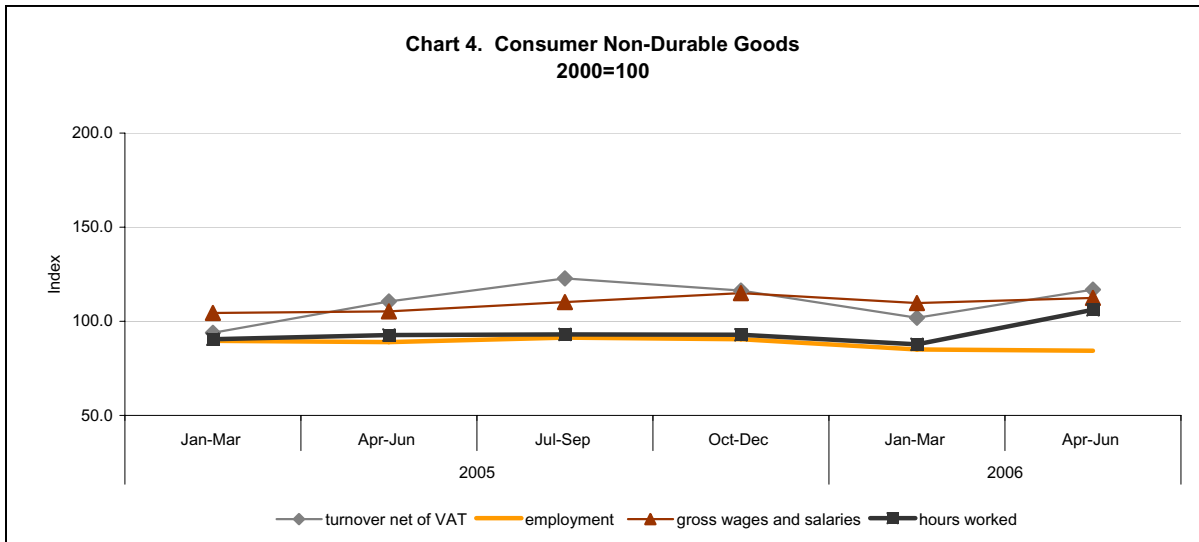


Table 2. Main developments by Industry Classification

Sector	Turnover (net of VAT)			Employment			Gross wages and salaries			Hours worked		
	Apr-Jun 2006	% change over previous quarter	% change over year ago	Apr-Jun 2006	% change over previous quarter	% change over year ago	Apr-Jun 2006	% change over previous quarter	% change over year ago	Apr-Jun 2006	% change over previous quarter	% change over year ago
Quarrying	235.1	16.6	5.6	121.9	-5.6	-2.3	115.6	-2.5	-3.2	109.7	0.0	6.8
Food and beverages	122.4	52.2	12.8	74.2	0.4	-4.8	94.6	8.5	-0.9	106.3	13.5	6.9
Manufacture of tobacco products	88.1	16.7	-7.6	81.7	-16.5	-22.2	118.1	2.3	4.8	97.3	7.0	-4.8
Manufacture of textiles and textile products	36.7	44.8	-58.8	67.5	1.9	-67.8	66.7	25.6	-70.3	55.7	5.6	-73.2
Manufacture of wearing apparel and clothes	72.9	-6.8	-2.0	74.4	2.1	-2.9	84.1	-6.3	9.4	70.4	4.5	-2.4
Manufacture of leather and leather products	21.8	-27.1	-54.5	25.5	-29.9	-48.4	30.9	-15.2	-45.6	24.9	-33.6	-50.5
Manufacture of paper and paper products	86.3	9.5	-15.1	94.3	1.1	-11.6	106.8	-2.5	-10.5	105.6	-3.0	-14.6
Publishing and printing	165.7	16.0	12.7	106.8	-1.0	-1.0	159.6	5.4	21.4	110.3	0.0	3.4
Manufacture of chemicals and chemical products	193.4	-10.4	28.7	132.3	1.0	5.9	154.8	-1.6	9.6	135.8	-4.9	-2.6
Manufacture of rubber and plastic products	85.1	13.0	-14.0	78.6	0.3	-22.7	84.1	3.0	-16.9	82.4	5.1	-16.1
Manufacture of other non-metallic mineral products	158.0	5.2	4.8	98.8	-0.6	-2.1	114.7	-3.5	0.4	96.0	-0.8	-0.1
Manufacture of fabricated metal products	131.5	24.9	3.5	103.5	-2.1	-10.1	120.7	-17.0	-10.7	100.3	23.4	15.1
Manufacture of machinery and equipment n.e.c.	250.7	101.9	7.5	112.8	2.3	4.6	166.5	10.9	13.9	156.8	15.4	17.3
Manufacture of electrical machinery and apparatus	149.9	24.9	-27.7	127.7	-0.3	12.4	146.7	-2.0	10.0	162.3	7.0	22.5
Manufacture of radio, TV, communication equipment, etc.	66.4	-2.0	15.7	109.3	1.9	3.8	117.6	1.5	10.8	106.7	0.6	14.2
Manufacture of medical, precision and optical instruments, etc.	113.5	10.7	14.6	85.6	-0.5	-4.9	101.7	4.8	-2.6	91.6	5.1	-11.7
Manufacture of motor vehicles, trailers and semi-trailers	40.6	-36.3	6.7	44.5	0.0	-9.6	58.7	-5.5	-7.1	43.8	-4.7	-15.1
Manufacture of other transport equipment	147.3	4.2	25.7	60.0	0.8	-2.0	69.8	3.8	-13.6	52.1	15.3	0.9
Manufacture of furniture and other manufacture	82.2	32.9	-5.5	98.9	37.0	-31.0	204.0	13.3	-4.5	89.7	47.3	-5.7
Recycling	101.5	66.8	-31.2	49.8	-2.5	-55.6	35.6	9.7	-65.4	75.5	-13.4	-61.7
Electrical energy, gas steam and hot water	232.0	32.5	-44.4	89.1	-3.6	-0.4	99.9	-1.4	-3.2	84.3	-1.3	-3.6
Collection, purification and distribution of water	119.5	6.1	30.0	130.2	1.5	-1.3	162.0	6.7	8.4	136.2	-4.0	1.3

Main Industrial Groupings breakdown

MIG	NACE Group	Industry Classification
Capital goods -	28.1 28.2 29.1 29.2 29.4 29.5 31.1 32.2 33.1 33.2 33.3 34.0 35.1 35.3	Manufacture of structural metal products Manufacture of tanks, reservoirs and containers of metal; manufacture of central heating radiators and boilers Manufacture of machinery for the production and use of mechanical power, except aircraft, vehicle and cycle engines Manufacture of other general purpose machinery Manufacture of machine-tools Manufacture of other special purpose machinery Manufacture of electric motors, generators and transformers Manufacture of television and radio transmitters and apparatus for line and telephony and line telegraph Manufacture of medical and surgical equipment and orthopaedic appliances Manufacture of instruments and appliances for measuring, checking, testing, navigating and other purposes Manufacture of industrial process control equipment Manufacture of motor vehicles, trailers and semi-trailers Building and repairing of ships and boats Manufacture of aircraft and spacecraft
Consumer Durable Goods-	29.7 32.3 33.4 36.1 36.2	Manufacture of domestic appliances n.e.c. Manufacture of television and radio receivers, sound or video recording or reproducing apparatus and associated goods Manufacture of optical instruments and photographic equipment Manufacture of furniture Manufacture of jewellery and related articles
Consumer Non-Durables Goods-	15.1 15.3 15.4 15.5 15.8 15.9 16.0 17.4 17.5 17.7 18.0 19.0	Production, processing and preserving of meat and meat products Processing and preserving of fruit and vegetables Manufacture of vegetables and animal oils and fats Manufacture of dairy products Manufacture of other food products Manufacture of beverages Manufacture of tobacco products Manufacture of made-up textiles articles, except apparel Manufacture of other textiles Manufacture of knitted and crocheted articles Manufacture of wearing apparel; dressing and dyeing of fur Tanning and dressing of leather; manufacture of luggage, handbags, saddlery; harness and footwear

Main Industrial Groupings breakdown

MIG	NACE Group	Industry Classification
Consumer Non-Durables Goods Cont..	22.0	Publishing, printing and reproduction of recorded media
	24.4	Manufacture of pharmaceuticals, medicinal chemicals and botanical products
	24.5	Manufacture of soap and detergents, cleaning and polishing preparations, perfumes and toilet preparations
	36.5	Manufacture of games and toys
	36.6	Miscellaneous manufacturing n.e.c.
Energy -	40.0	Electricity. Gas, steam and hot water supply
	41.0	Collection, purification and distribution of water
Intermediate Goods-	15.6	Manufacture of grain mill products, starches and starch products
	15.7	Manufacture of prepared animal feed
	21.0	Manufacture of pulp, paper and paper products
	24.2	Manufacture of pesticides and other agro-chemical products
	24.3	Manufacture of paints, varnishes and similar coatings, printing ink and mastics
	24.7	Manufacture of man-made fibres
	25.0	Manufacture of rubber and plastic products
	26.0	Manufacture of other non-metallic mineral products
	28.5	Treatment of coating of metals
	28.6	Manufacture of cutlery, tools and general hardware
	28.7	Manufacture of other fabricated metal products
	31.2	Manufacture of electricity distribution and control apparatus
	31.3	Manufacture of insulated wire and cable
	31.5	Manufacture of lighting equipment and electric lamps
	31.6	Manufacture of electrical equipment n.e.c.
	32.1	Manufacture of electronic valves and tubes and other electronic components
37.0	Recycling	

KEY TO NACE CLASSIFICATION

- 14 - Quarrying
- 15 - Food and beverages
- 16 - Manufacture of tobacco products
- 17 - Manufacture of textiles and textile products
- 18 - Manufacture of wearing apparel and clothes
- 19 - Manufacture of leather and leather products
- 21 - Manufacture of paper and paper products
- 22 - Publishing and printing
- 24 - Manufacture of chemicals and chemical products
- 25 - Manufacture of rubber and plastic products
- 26 - Manufacture of other non-metallic mineral products
- 28 - Manufacture of fabricated metal products
- 29 - Manufacture of machinery and equipment n.e.c.
- 31 - Manufacture of electrical machinery and apparatus
- 32 - Manufacture of radio, TV, communication equipment, etc.
- 33 - Manufacture of medical, precision and optical instruments, etc.
- 34 - Manufacture of motor vehicles, trailers and semi-trailers
- 35 - Manufacture of other transport equipment
- 36 - Manufacture of furniture and other manufacture N.E.C.
- 37 - Recycling
- 40 - Electrical energy, gas steam and hot water
- 41 - Collection, purification and distribution of water

METHODOLOGICAL NOTES

The data presented cover quarrying, manufacturing and the utilities (water & energy) sectors of the economy. The results are compiled and published according to NACE (the statistical classification of economic activities in the European Community).

Regarding the turnover variable, in order to provide better quality statistics from May 2005 onwards and for its backward series, the NSO has undertaken a slight modification to the total turnover weights. This may not have a bearing on total MIG groupings but may result in some changes to indices in a few selected NACE divisions.

DATA COLLECTION AND INDEX COMPILATION

Data has been collected by means of a statistical sample survey. For each NACE division (for example NACE Division 14 for quarrying), a sample was selected. On a monthly basis the selected enterprises were requested to provide information, including turnover, employment and wages and salaries. On the basis of the information provided, indices have been calculated for each Division, showing the level of the specified variable (for example employment), relative to the average level throughout the base year 2000, in the case of the data presented here. Note that the data presented have not been seasonally adjusted.

MAIN INDUSTRIAL GROUPINGS

The objective of MIGS (Main Industrial Groupings) is to provide an activity breakdown of industry (Sections C to E inclusive of NACE) which is an intermediate level between the sections and sub-Sections. The need for an intermediate level comes from the fact that the three sections provide only a limited amount of detail. The 17 sub-sections belonging to these 3 sections are too numerous and also too difficult in size to make an aggregate analysis of the current development trends of industry.

There are 5 MIGS. These regroup all of the activities between Sections C to E and cover economic activities from quarrying, all manufacturing sectors and the water & energy sectors. These are:

- intermediate goods;
- capital goods;
- consumer durables;
- non-durable consumer goods;
- energy.

STATUS OF THE DATA

The data contained in this release should be considered as current and thereby subject to revision. Each release may include revisions of the past monthly data in respect of a rolling two year period.

OBJECTIVES

The aim of the short-term statistics is to provide users with information on the business cycle.

SUMMARY DEFINITIONS OF KEY VARIABLES:

Turnover: includes total sales and other income and is expressed net of VAT. Turnover is presented in current prices.

Wages & Salaries: covers wages and salaries including bonuses, weekly allowances (cost of living allowances), overtime and national social security contributions by the employee. It does not include employer's social security charges.

Employment: This covers all persons employed, regardless of whether they are part-time or full-time, and includes paid employees as well as working proprietors and unpaid family workers.