

News Release



Date: 11 September 2006
No. : 207/2006
Time of release: 11.00 hrs

Business

Value of Industrial New Orders: June 2006

The Index for the Value of Industrial New Orders increased in June 2006, underpinned by higher export orders and a drop in domestic orders.

This News Release updates monthly indices for the value of new orders for the Main Industrial Groupings for June 2006. The base year used for these indices is the average for the whole of 2000 (2000=100). These series are not seasonally adjusted.

The Index for the value of total Industrial New Orders rose by 4.5 per cent in June 2006 over the same month last year as export orders rose by 8.5 per cent while domestic orders dropped by 11.2 per cent, as Table 1 shows.

On the export side, all industrial sectors reported higher values for new orders with the exception of the manufacturing of textiles and fabricated metal products. As regards domestic orders, the sectoral distribution was more mixed. A lower value of new domestic orders was reported especially in the sub-sectors manufacturing chemicals and machinery and equipment, while higher domestic new orders were registered in the manufacture of medical, precisions and optical instruments and of textiles and textile products ■

Theme:
Industry and Services

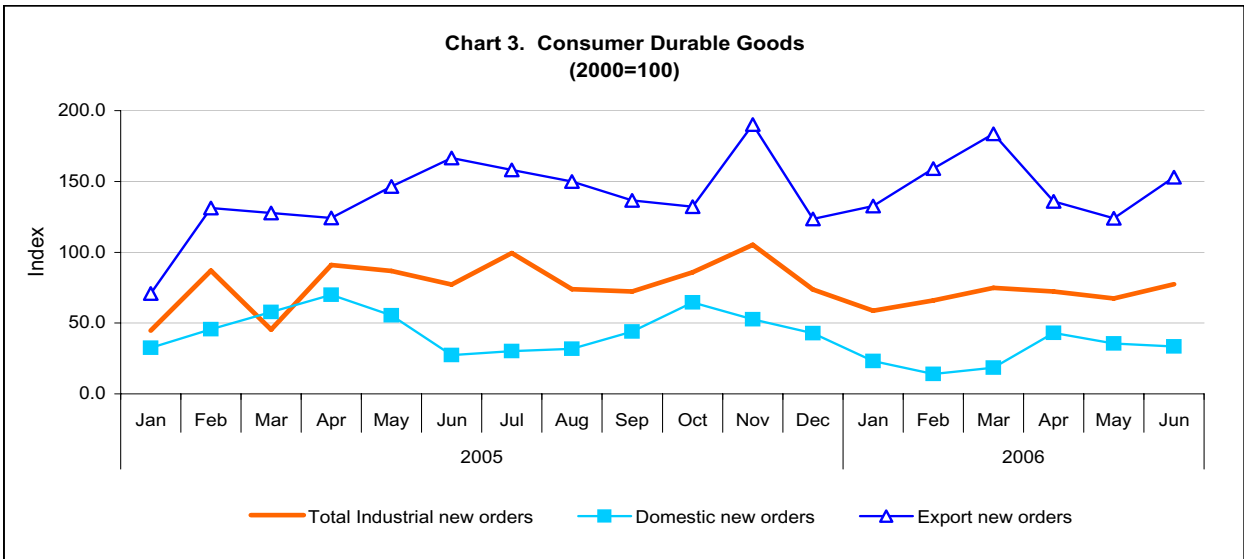
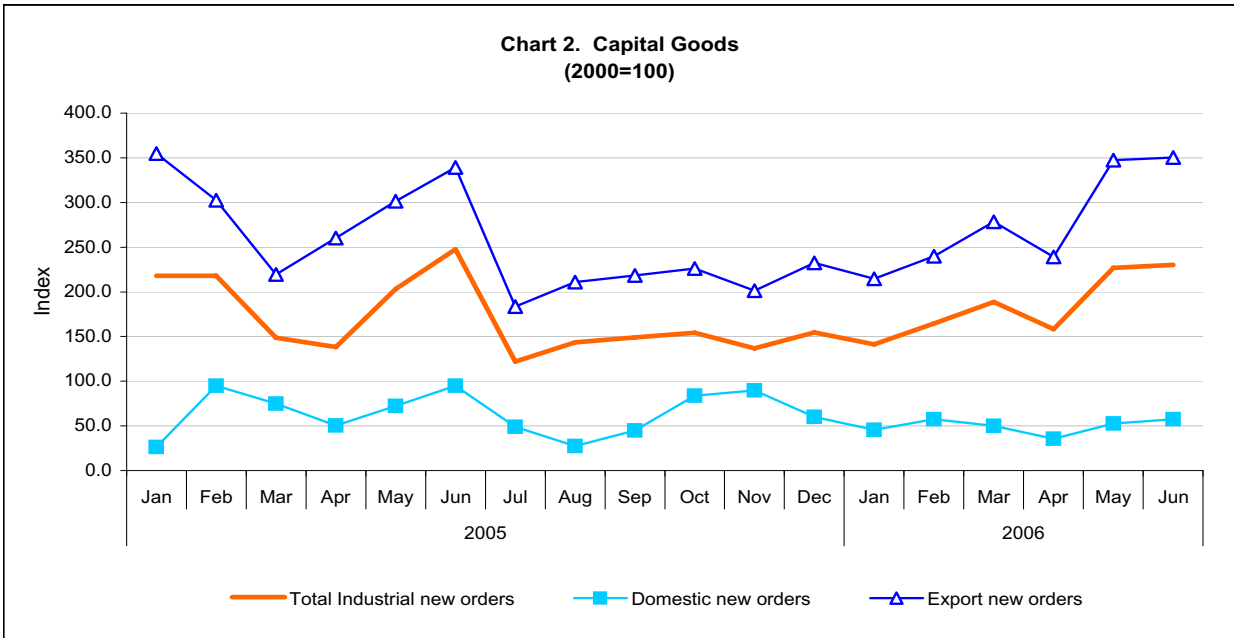
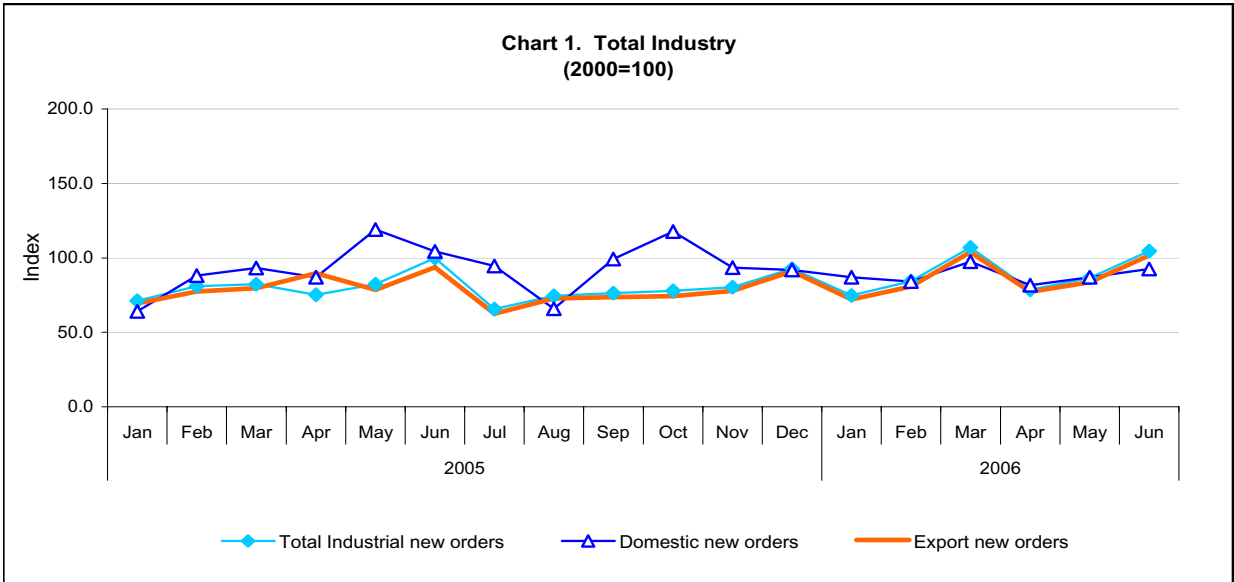
Compiled by:

Business Statistics Unit
e-mail: stbs.nso@gov.mt
Tel: 25997339

The monthly calendar of NSO News Releases may be consulted on the Office's website at www.nso.gov.mt

National Statistics Office
Library & Information Unit
Lascaris, Valletta CMR 02, Malta
Tel: (+356) 25997219
Fax: (+356) 25997205
e-mail: nso@gov.mt
<http://www.nso.gov.mt>

Kindly indicate source when quoting from this release



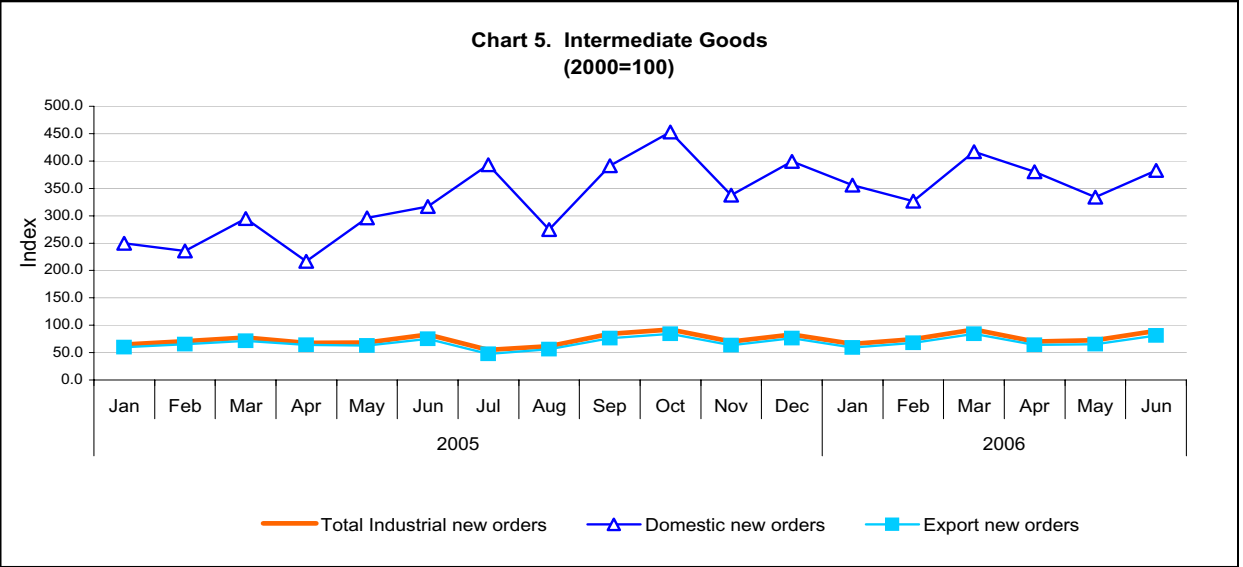
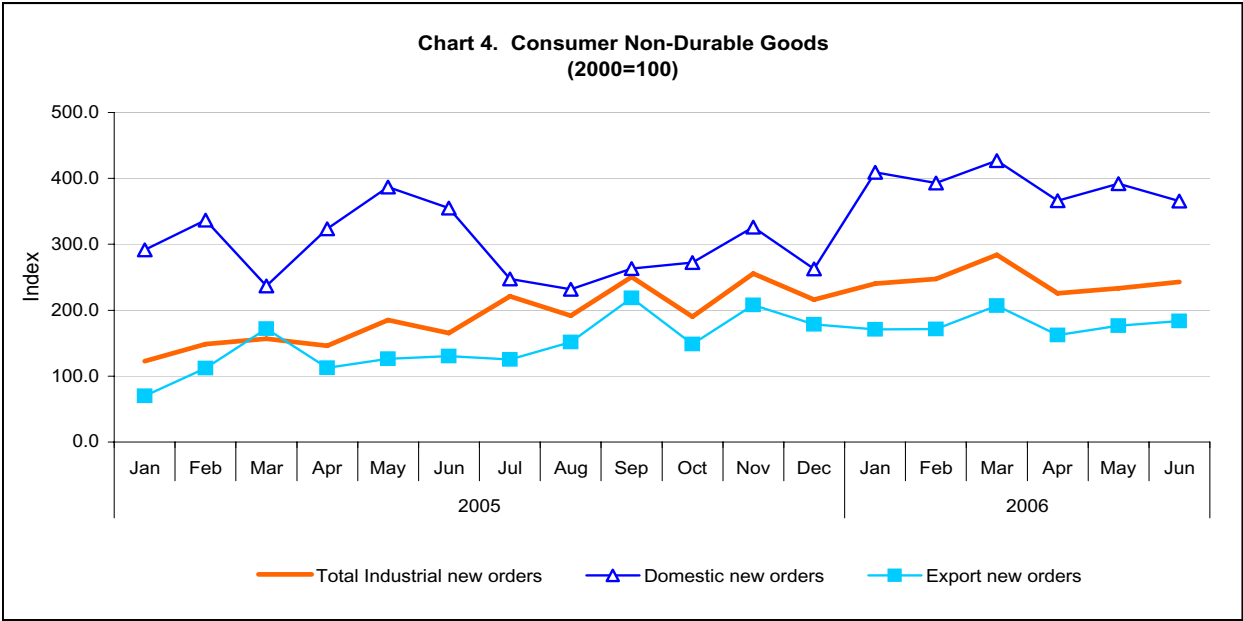


Table 1. Main Developments by main Industrial Groupings Classification

MIGS	Total Industrial New Orders			Domestic Industrial New Orders			Export Industrial New Orders		
	June 2006 (2000=100)	% change over previous month	% change over year ago	June 2006 (2000=100)	% change over previous month	% change over year ago	June 2006 (2000=100)	% change over previous month	% change over year ago
Capital Goods	230.3	1.6	-6.9	57.4	8.9	-39.6	350.3	0.9	3.2
Consumer Durable Goods	77.3	14.8	0.1	33.5	-5.9	22.3	153.1	23.4	-8.0
Consumer Non-Durable Goods	243.0	4.2	46.8	365.7	-6.7	3.0	183.8	4.2	41.0
Intermediate Goods	89.6	23.4	7.6	383.1	14.8	20.9	81.0	24.2	8.1
Total Industry	104.5	20.8	4.5	92.6	6.3	-11.2	101.6	21.4	8.5

Table 2. Main Developments by Industry Classification

Sector	Total Industrial New Orders			Domestic Industrial New Orders			Export Industrial New Orders		
	June 2006 (2000=100)	% change over previous month	% change over year ago	June 2006 (2000=100)	% change over previous month	% change over year ago	June 2006 (2000=100)	% change over previous month	% change over year ago
Manufacture of textiles and textile products	81.6	28.1	-48.4	110.5	8.3	50.8	71.4	44.6	-63.0
Manufacture of wearing apparel and clothes	93.4	7.1	13.3	132.2	2.2	-2.5	61.2	12.3	22.5
Manufacture of paper and paper products	100.8	-5.2	-10.0	61.4	-5.6	-10.5	43.6	12.4	100.0
Manufacture of chemicals and chemical products	273.6	16.9	15.1	78.1	-28.4	-30.2	307.6	19.6	55.1
Manufacture of fabricated metal products	139.9	18.1	-34.6	94.5	31.4	-13.1	296.4	1.0	-51.8
Manufacture of machinery and equipment n.e.c.	94.9	-42.0	103.1	23.9	-22.6	-40.5	69.0	-54.7	68.1
Manufacture of electrical machinery and apparatus	141.7	1.4	42.7	818.7	4.9	7.8	135.7	-1.8	40.2
Manufacture of radio, TV, communication equipment, etc.	79.0	28.5	6.1	88.5	-0.6	1.3	79.0	28.5	6.1
Manufacture of medical, precision and optical instruments, etc.	104.4	0.4	7.3	580.5	-0.4	30.2	102.6	0.4	6.9
Manufacture of motor vehicles, trailers and semi-trailers	16.9	-23.5	105.2	16.6	-41.3	-18.9	45.3	1.1	100.0
Manufacture of other transport equipment	285.2	-0.2	13.4	192.1	31.2	10.4	310.9	-25.0	13.7

Main Industrial Groupings breakdown

MIG	NACE Group	Industry Classification
Capital goods -	28.1 28.2 29.1 29.2 29.4 29.5 31.1 32.2 33.1 33.2 33.3 34.0 35.1 35.3	Manufacture of structural metal products Manufacture of tanks, reservoirs and containers of metal; manufacture of central heating radiators and boilers Manufacture of machinery for the production and use of mechanical power, except aircraft, vehicle and cycle engines Manufacture of other general purpose machinery Manufacture of machine-tools Manufacture of other special purpose machinery Manufacture of electric motors, generators and transformers Manufacture of television and radio transmitters and apparatus for line and telephony and line telegraph Manufacture of medical and surgical equipment and orthopaedic appliances Manufacture of instruments and appliances for measuring, checking, testing, navigating and other purposes Manufacture of industrial process control equipment Manufacture of motor vehicles, trailers and semi-trailers Building and repairing of ships and boats Manufacture of aircraft and spacecraft
Consumer Durable Goods-	29.7 32.3 33.4	Manufacture of domestic appliances n.e.c. Manufacture of television and radio receivers, sound or video recording or reproducing apparatus and associated goods Manufacture of optical instruments and photographic equipment
Consumer Non-Durables Goods-	17.4 17.5 17.7 18.0	Manufacture of made-up textiles articles, except apparel Manufacture of other textiles Manufacture of knitted and crocheted articles Manufacture of wearing apparel; dressing and dyeing of fur

Main Industrial Groupings breakdown

MIG	NACE Group	Industry Classification
Consumer Non-Durables Goods Cont..	24.4	Manufacture of pharmaceuticals, medicinal chemicals and botanical products
	24.5	Manufacture of soap and detergents, cleaning and polishing preparations, perfumes and toilet preparations
Intermediate Goods-	21.0	Manufacture of pulp, paper and paper products
	24.2	Manufacture of pesticides and other agro-chemical products
	24.3	Manufacture of paints, varnishes and similar coatings, printing ink and mastics
	24.7	Manufacture of man-made fibres
	28.5	Treatment of coating of metals
	28.6	Manufacture of cutlery, tools and general hardware
	28.7	Manufacture of other fabricated metal products
	31.2	Manufacture of electricity distribution and control apparatus
	31.3	Manufacture of insulated wire and cable
	31.5	Manufacture of lighting equipment and electric lamps
	31.6	Manufacture of electrical equipment n.e.c.
32.1	Manufacture of electronic valves and tubes and other electronic components	

KEY TO NACE CLASSIFICATION

- 17 - Manufacture of textiles and textile products
- 18 - Manufacture of wearing apparel and clothes
- 21 - Manufacture of paper and paper products
- 24 - Manufacture of chemicals and chemical products
- 28 - Manufacture of fabricated metal products
- 29 - Manufacture of machinery and equipment n.e.c.
- 31 - Manufacture of electrical machinery and apparatus
- 32 - Manufacture of radio, TV, communication equipment, etc.
- 33 - Manufacture of medical, precision and optical instruments, etc.
- 34 - Manufacture of motor vehicles, trailers and semi-trailers
- 35 - Manufacture of other transport equipment

Main Industrial Groupings

The Objective of MIGS (Main Industrial Groupings) is to provide an activity breakdown of industry which is an intermediate level between the sections and sub-sections.

There are 5 MIGS. These regroup all of the activities between Section C and E and cover economic activities from quarrying, all manufacturing sectors and the water & energy sectors. These are:

- Intermediate goods;
- capital goods;
- consumer durables;
- non-durable consumer goods;
- energy.

This data set is considered provisional as the methodology of the data collection and the index calculation is still being developed. Furthermore, efforts to increase the response rate are likely to lead to revisions of the index.