

News Release



Date: 22 December 2006
No. : 286/2006
Time of release: 11.00 hrs

Cut-off date for data presented:
11th December 2006

Theme:
Industry and Services

Compiled by:
Tourism Statistics Unit
e-mail: tourism.nso@gov.mt
Tel: 25997329

The monthly calendar of NSO News Releases may be consulted on the Office's website at www.nso.gov.mt

Tourism

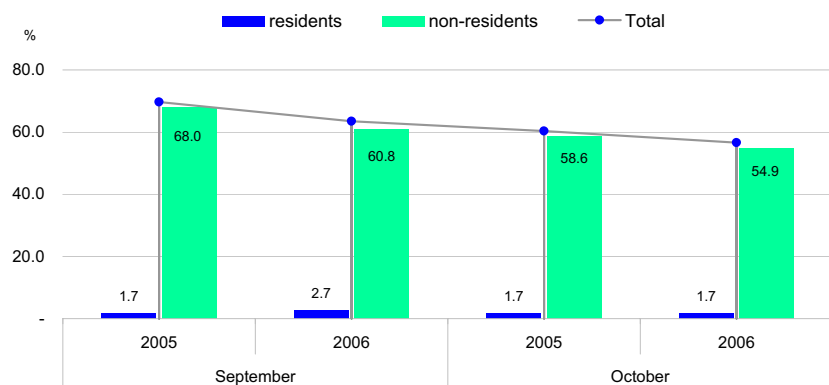
Collective accommodation establishments: October 2006

In October 2006, bed-place occupancy in collective accommodation establishments went down by 3.7 percentage points compared to the corresponding month last year.

Occupancy trends

The overall occupancy rate in collective accommodation establishments (net use) went down by 3.7 percentage points in October 2006 when compared to October last year, to stand at 56.6 per cent.

Chart 1. Net occupancy rates in collective accommodation establishments: September-October



Length of stay and nights spent

In October 2006, total nights spent in collective accommodation establishments were recorded at 686,919, a decrease of 4.7 per cent over the corresponding month in 2005. Year-on-year, the average length of stay in collective accommodation establishments decreased by 0.1 nights to stand at 6.4 nights.

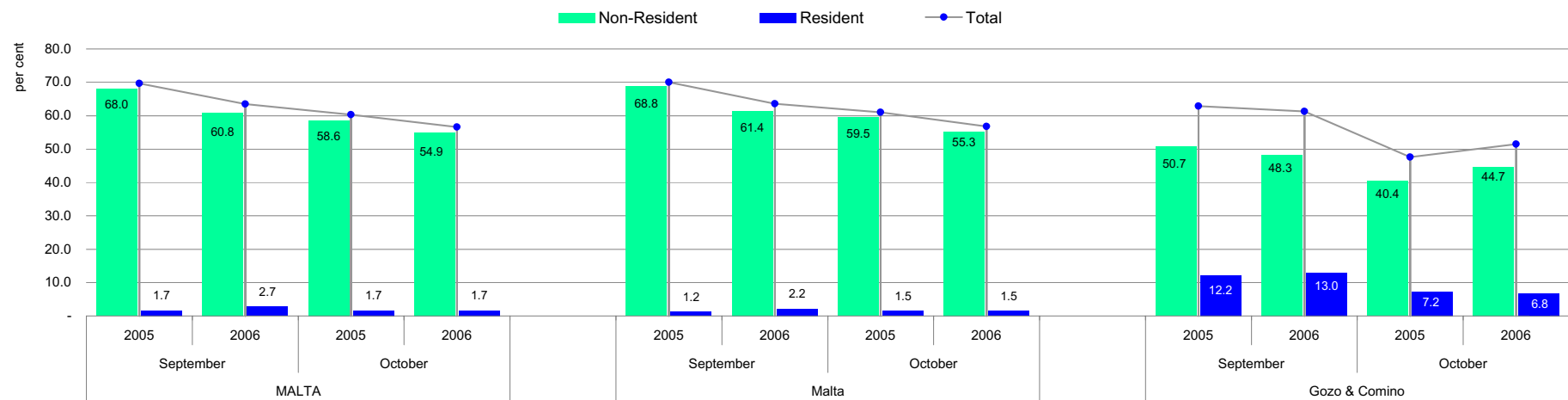
Regional overview

Accounting for 95.6 per cent of the national bed-stock, the overall supply of bed-places in the Malta region stood at 38,009 beds, an increase of 1.0 per cent when compared to a year earlier. On an annual basis, the net use of bed-places in the Malta region went down by 4.2 percentage points to 56.8 per cent in October 2006. Year-on-year, the average length of stay decreased by 0.1 nights to stand at 6.5 nights.

In the Gozo and Comino region, the overall supply of bed-places stood at 1,753 beds, a decrease of 4.8 per cent over the comparable month last year. The net use of bed-places in October was at 51.5 per cent, an increase of 3.9 percentage points over the same month last year, mainly attribute to lower bed-stock capacity. The average length of stay was at 4.5 nights, up by 0.2 nights when compared to October 2005 ■

National Statistics Office
Library & Information Unit
Lascaris, Valletta CMR 02, Malta
Tel: (+356) 25997219
Fax: (+356) 25997205
e-mail: nso@gov.mt
<http://www.nso.gov.mt>

Chart 2. Net use of bed-places in collective accommodation establishments by residents and non-residents, at regional level*



*see NUTS classification on page 10

Table 1. Net use of bed-places by residents and non-residents classified by type of accommodation category - MALTA

	Non-residents				Residents				Total			
	September		October		September		October		September		October	
	2005	2006	2005	2006	2005	2006	2005	2006	2005	2006	2005	2006
Total	68.0	60.8	58.6	54.9	1.7	2.7	1.7	1.7	69.7	63.5	60.3	56.6
Hotel	70.7	62.8	61.4	57.0	1.8	2.9	1.9	1.9	72.5	65.7	63.3	58.9
5-Star	70.1	63.0	59.2	62.2	3.8	6.6	3.9	3.6	73.9	69.6	63.1	65.8
4-Star	78.2	72.2	69.0	63.1	2.0	3.3	2.1	2.2	80.2	75.5	71.1	65.3
3-Star	64.1	51.6	54.5	47.4	0.8	0.7	0.8	0.6	64.9	52.3	55.3	48.0
2-Star	25.4	28.8	31.2	31.3	1.0	1.2	0.4	0.6	26.4	30.0	31.6	31.9
Other collective accommodation ⁽¹⁾	55.7	51.2	45.5	44.2	1.1	1.4	0.8	0.8	56.8	52.6	46.3	45.0
Guesthouse	41.4	29.5	27.3	32.1	4.1	2.1	0.2	0.3	45.5	31.6	27.5	32.4
Holiday Complex ⁽²⁾	60.8	55.9	47.5	44.8	0.8	1.4	1.0	0.9	61.6	57.3	48.5	45.7
Hostel	31.1	37.7	48.2	50.2	0.0	0.6	0.0	0.6	31.1	38.3	48.2	50.8

⁽¹⁾ Comprises: guesthouses, holiday complexes and hostels

⁽²⁾ Aparthotels and Tourist Villages

Table 2. Net use of bed-places by residents and non-residents classified by type of accommodation category - Malta

	Non-residents				Residents				Total			
	September		October		September		October		September		October	
	2005	2006	2005	2006	2005	2006	2005	2006	2005	2006	2005	2006
Total	68.8	61.4	59.5	55.3	1.2	2.2	1.5	1.5	70.0	63.6	61.0	56.8
Hotel	71.6	63.4	62.4	57.6	1.3	2.4	1.6	1.6	72.9	65.8	64.0	59.2
5-Star	71.3	63.6	60.5	63.2	2.7	6.0	3.3	3.4	74.0	69.6	63.8	66.6
4-Star	79.3	73.1	70.6	63.8	1.6	2.8	1.7	1.9	80.9	75.9	72.3	65.7
3-Star	64.9	52.3	55.1	47.9	0.4	0.3	0.7	0.4	65.3	52.6	55.8	48.3
2-Star	25.4	28.8	31.2	31.3	1.0	1.2	0.4	0.6	26.4	30.0	31.6	31.9
Other collective accommodation ⁽¹⁾	56.4	51.9	46.2	44.5	0.6	1.2	0.8	0.8	57.0	53.1	47.0	45.3

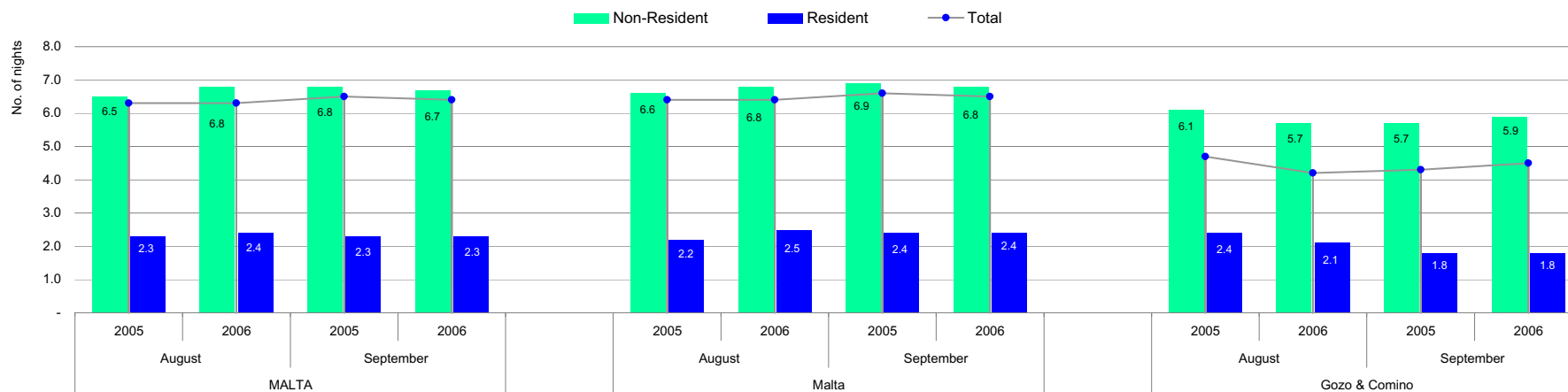
3

Table 3. Net use of bed-places by residents and non-residents classified by type of accommodation category - Gozo & Comino

	Non-residents				Residents				Total			
	September		October		September		October		September		October	
	2005	2006	2005	2006	2005	2006	2005	2006	2005	2006	2005	2006
Total	50.7	48.3	40.4	44.7	12.2	13.0	7.2	6.8	62.9	61.3	47.6	51.5
Hotel	53.2	50.9	42.4	46.0	11.6	13.3	7.7	6.9	64.8	64.2	50.1	52.9
5-Star	55.3	55.2	46.0	49.9	16.9	14.2	9.2	6.6	72.2	69.4	55.2	56.5
4-Star	58.8	56.8	44.6	50.1	8.9	12.8	7.2	7.5	67.7	69.6	51.8	57.6
3-Star	37.2	31.2	31.2	29.9	13.3	13.6	6.8	5.9	50.5	44.8	38.0	35.8
2-Star												
Other collective accommodation ⁽¹⁾	32.4	25.2	21.6	24.9	16.2	9.9	2.3	5.3	48.6	35.1	23.9	30.2

⁽¹⁾ Comprises: guesthouses, holiday complexes and hostels

Chart 3. Average length of stay in collective accommodation establishments by resident and non-resident arrivals, at regional level*



*see NUTS classification on page 10

Table 4. Resident arrivals classified by type of accommodation category, at regional level*

	MALTA				Malta				Gozo & Comino			
	September		October		September		October		September		October	
	2005	2006	2005	2006	2005	2006	2005	2006	2005	2006	2005	2006
Total	8,285	13,450	8,967	9,010	5,697	10,180	6,763	7,058	2,588	3,270	2,204	1,952
Hotel	7,473	12,517	8,156	8,498	5,207	9,475	5,998	6,608	2,266	3,042	2,158	1,890
5-Star	2,054	4,492	2,621	2,567	1,470	3,823	1,995	2,166	584	669	626	401
4-Star	4,363	6,808	4,366	5,011	3,210	5,230	3,193	3,939	1,153	1,578	1,173	1,072
3-Star	904	1,110	1,112	879	375	315	753	462	529	795	359	417
2-Star	152	107	57	41	152	107	57	41				
Other collective accommodation ⁽¹⁾	812	933	811	512	490	705	765	450	322	228	46	62

⁽¹⁾ Comprises: guesthouses, holiday complexes and hostels

Table 5. Resident nights spent classified by type of accommodation category, at regional level*

	MALTA				Malta				Gozo & Comino			
	September		October		September		October		September		October	
	2005	2006	2005	2006	2005	2006	2005	2006	2005	2006	2005	2006
Total	19,095	32,137	20,563	20,471	12,793	25,157	16,520	16,911	6,302	6,980	4,043	3,560
Hotel	16,908	29,250	18,811	18,769	11,600	22,809	14,900	15,380	5,308	6,441	3,911	3,389
5-Star	5,186	11,295	6,552	6,206	3,519	9,515	5,183	5,346	1,667	1,780	1,369	860
4-Star	8,818	15,432	9,271	10,566	6,544	12,167	7,381	8,616	2,274	3,265	1,890	1,950
3-Star	2,687	2,254	2,895	1,860	1,320	858	2,243	1,281	1,367	1,396	652	579
2-Star	217	269	93	137	217	269	93	137				
Other collective accommodation ⁽¹⁾	2,187	2,887	1,752	1,702	1,193	2,348	1,620	1,531	994	539	132	171

Table 6. Non-resident arrivals classified by type of collective accommodation, at regional level*

	MALTA				Malta				Gozo & Comino			
	September		October		September		October		September		October	
	2005	2006	2005	2006	2005	2006	2005	2006	2005	2006	2005	2006
Total	118,886	107,386	102,747	98,893	114,585	102,858	98,754	94,916	4,301	4,528	3,993	3,977
Hotel	106,218	95,077	90,794	89,174	102,397	90,916	87,079	85,335	3,821	4,161	3,715	3,839
5-Star	17,474	21,324	20,250	22,949	16,518	20,193	19,060	21,692	956	1,131	1,190	1,257
4-Star	54,863	47,293	44,897	42,666	52,582	45,028	42,852	40,689	2,281	2,265	2,045	1,977
3-Star	32,386	25,082	23,893	21,836	31,802	24,317	23,413	21,231	584	765	480	605
2-Star	1,495	1,378	1,754	1,723	1,495	1,378	1,754	1,723				
Other collective accommodation ⁽¹⁾	12,668	12,309	11,953	9,719	12,188	11,942	11,675	9,581	480	367	278	138

Table 7. Non-resident nights spent classified by type of collective accommodation, at regional level*

	MALTA				Malta				Gozo & Comino			
	September		October		September		October		September		October	
	2005	2006	2005	2006	2005	2006	2005	2006	2005	2006	2005	2006
Total	777,272	728,486	700,532	666,448	751,049	702,536	677,741	643,176	26,223	25,950	22,791	23,272
Hotel	663,823	623,918	605,456	577,564	639,590	599,334	583,889	555,102	24,233	24,584	21,567	22,462
5-Star	96,876	107,975	100,712	106,748	91,417	101,033	93,856	100,263	5,459	6,942	6,856	6,485
4-Star	345,975	337,205	311,002	304,446	331,016	322,764	299,285	291,396	14,959	14,441	11,717	13,050
3-Star	215,342	172,356	186,665	159,641	211,527	169,155	183,671	156,714	3,815	3,201	2,994	2,927
2-Star	5,630	6,382	7,077	6,729	5,630	6,382	7,077	6,729				
Other collective accommodation ⁽¹⁾	113,449	104,568	95,076	88,884	111,459	103,202	93,852	88,074	1,990	1,366	1,224	810

*see NUTS classification on page 10

Table 8. Total arrivals classified by type of collective accommodation, at regional level*

	MALTA				Malta				Gozo & Comino			
	September		October		September		October		September		October	
	2005	2006	2005	2006	2005	2006	2005	2006	2005	2006	2005	2006
Total	127,171	120,836	111,714	107,903	120,282	113,038	105,517	101,974	6,889	7,798	6,197	5,929
Hotel	113,691	107,594	98,950	97,672	107,604	100,391	93,077	91,943	6,087	7,203	5,873	5,729
5-Star	19,528	25,816	22,871	25,516	17,988	24,016	21,055	23,858	1,540	1,800	1,816	1,658
4-Star	59,226	54,101	49,263	47,677	55,792	50,258	46,045	44,628	3,434	3,843	3,218	3,049
3-Star	33,290	26,192	25,005	22,715	32,177	24,632	24,166	21,693	1,113	1,560	839	1,022
2-Star	1,647	1,485	1,811	1,764	1,647	1,485	1,811	1,764				
Other collective accommodation ⁽¹⁾	13,480	13,242	12,764	10,231	12,678	12,647	12,440	10,031	802	595	324	200

Table 9. Total nights spent classified by type of collective accommodation, at regional level*

	MALTA				Malta				Gozo & Comino			
	September		October		September		October		September		October	
	2005	2006	2005	2006	2005	2006	2005	2006	2005	2006	2005	2006
Total	796,367	760,623	721,095	686,919	763,842	727,693	694,261	660,087	32,525	32,930	26,834	26,832
Hotel	680,731	653,168	624,267	596,333	651,190	622,143	598,789	570,482	29,541	31,025	25,478	25,851
5-Star	102,062	119,270	107,264	112,954	94,936	110,548	99,039	105,609	7,126	8,722	8,225	7,345
4-Star	354,793	352,637	320,273	315,012	337,560	334,931	306,666	300,012	17,233	17,706	13,607	15,000
3-Star	218,029	174,610	189,560	161,501	212,847	170,013	185,914	157,995	5,182	4,597	3,646	3,506
2-Star	5,847	6,651	7,170	6,866	5,847	6,651	7,170	6,866				
Other collective accommodation ⁽¹⁾	115,636	107,455	96,828	90,586	112,652	105,550	95,472	89,605	2,984	1,905	1,356	981

*see NUTS classification on page 10

⁽¹⁾ Comprises: guesthouses, holiday complexes and hostels

Table 10. Number of bedrooms and bed-places by hotel category and other type of accommodation for active and dormant accommodation establishments

REGIONAL LEVEL *	COLLECTIVE ACCOMODATION ESTABLISHMENTS	September 2005			September 2006			October 2005			October 2006		
		No. of establishments	No. of bedrooms	No. of bed-places	No. of establishments	No. of bedrooms	No. of bed-places	No. of establishments	No. of bedrooms	No. of bed-places	No. of establishments	No. of bedrooms	No. of bed-places
MALTA	Total	179	18,325	38,156	179	18,944	40,024	184	18,948	39,589	179	18,854	39,762
	Hotel	113	15,342	31,299	115	16,092	33,213	116	15,956	32,618	115	15,999	32,959
	5-Star	12	2,437	4,604	13	2,910	5,713	14	2,849	5,484	13	2,823	5,539
	4-Star	41	7,224	14,754	43	7,546	15,563	41	7,397	15,152	43	7,548	15,575
	3-Star	49	5,334	11,203	48	5,279	11,198	49	5,333	11,202	48	5,281	11,101
	2-Star	11	347	738	11	357	739	12	377	780	11	347	744
	Aparthotel	29	1,966	4,774	29	1,882	4,781	29	1,953	4,822	29	1,889	4,777
	Tourist Village	1	300	600	1	300	600	1	300	600	1	300	600
	Guesthouse	30	381	799	28	325	746	32	394	867	28	321	742
	Hostel	6	336	684	6	345	684	6	345	682	6	345	684
Malta	Total	160	17,479	36,432	161	18,071	38,234	164	18,037	37,747	161	17,987	38,009
	Hotel	102	14,598	29,780	104	15,313	31,604	104	15,147	30,979	104	15,227	31,384
	5-Star	10	2,281	4,275	11	2,709	5,294	11	2,618	5,003	11	2,622	5,120
	4-Star	36	6,803	13,906	38	7,135	14,715	36	6,987	14,304	38	7,139	14,735
	3-Star	45	5,167	10,861	44	5,112	10,856	45	5,165	10,892	44	5,119	10,785
	2-Star	11	347	738	11	357	739	12	377	780	11	347	744
	Aparthotel	28	1,936	4,718	28	1,844	4,721	28	1,923	4,766	28	1,851	4,717
	Tourist Village	1	300	600	1	300	600	1	300	600	1	300	600
	Guesthouse	24	313	658	23	273	633	26	326	726	23	268	632
	Hostel	5	332	676	5	341	676	5	341	676	5	341	676
Gozo & Comino	Total	19	846	1,724	18	873	1,790	20	911	1,842	18	867	1,753
	Hotel	11	744	1,519	11	779	1,609	12	809	1,639	11	772	1,575
	5-Star	2	156	329	2	201	419	3	231	481	2	201	419
	4-Star	5	421	848	5	411	848	5	410	848	5	409	840
	3-Star	4	167	342	4	167	342	4	168	310	4	162	316
	2-Star	0	0	0	0	0	0	0	0	0	0	0	0
	Aparthotel	1	30	56	1	38	60	1	30	56	1	38	60
	Tourist Village	0	0	0	0	0	0	0	0	0	0	0	0
	Guesthouse	6	68	141	5	52	113	6	68	141	5	53	110
	Hostel	1	4	8	1	4	8	1	4	6	1	4	8

*see NUTS classification on page 10

Methodological notes

Survey on collective accommodation establishments

1. In this release the figures for September 2006 should be considered as second estimate while those relating to October 2006 are a first estimate - thus subject to minor revisions in the following release.
2. The survey is distributed monthly to all collective accommodation establishments namely hotels, apart-hotels, guesthouses, tourist villages and hostels.
3. The objective of the survey is to estimate the utilization rate of bed-places of all collective accommodation establishments in Malta and Gozo as occupied by residents, giving an indication of domestic tourism, and non-residents. The variables collected from the survey are as follows:
 - Number of residents
 - Number of non-residents
 - Nights spent by residents
 - Nights spent by non-residents
 - Number of bedrooms
 - Number of bed-places
 - Number of days the establishment was closed during the month

The collection of the above variables and the calculation of occupancy levels satisfy sections A and B of EU directive 95/57/EC.

4. These statistics should be considered as current and subject to revision. A last and final revision is normally carried out after the lapse of one year from the reference month.
5. Definitions
 - *Residents* are Maltese/Goitan residents who check in (out) of a collective accommodation establishment. A person is considered to be resident in a country if the person:
 - (a) has lived for most of the past year or 12 months in that country;
 - (b) has lived in that country for a shorter period and intends to return within 12 months to live in that country.
 - *Non-residents* are foreigners who do not necessarily follow the definition of a tourist and check in (out) of a collective accommodation establishment.
 - *Domestic tourism* is the tourism of resident visitors within the economic territory of the country of residence.
 - *Total arrivals* are the number of residents and non-residents altogether.
 - *A night spent by residents / non-residents* is each night a guest actually spends (sleeps or stays) or is registered (his/her physical presence there being unnecessary) in a collective accommodation establishment.
 - A *bedroom* is the unit formed by one room or groups of rooms constituting an indivisible rental whole in an accommodation establishment or dwelling.
 - A *bed-place* in an establishment is determined by the number of persons who can stay overnight in the bed set up in the establishment, ignoring any extra beds that may be set up by customer request.
 - *Net use of bed-places* is the net occupancy rate calculated for all active accommodation establishments net of seasonal closures and other temporary closures for decoration, police order, etc.
 - *Gross use of bed-places* is the gross occupancy rate calculated for all active and dormant collective accommodation establishments.

Response Rate

September	94.9%
October	92.4%

NUTS classification

The Nomenclature of Territorial Units for Statistics (NUTS) is a common classification that is used to provide a single uniform breakdown of territorial units for the production of regional statistics with regard to the European Union. It was adopted on 26 May 2003 by means of a Regulation¹ of the European Parliament and of the Council.

¹ (EC) No. 1059/2003

NUTS levels					
Administrative area	I (National)	II (National)	III (Regional)	IV (District)	V (Locality)
MALTA	x	x	x	x	x
Malta			x		
Gozo & Comino			x		
Southern Harbour				x	
Northern Harbour				x	
South Eastern				x	
Western				x	
Northern				x	
Gozo & Comino				x	

COMPOSITION OF DISTRICTS - NUTS level V

Southern Harbour: Valletta, Birgu, Isla, Bormla, Żabbar, Fgura, Floriana, Kalkara, Luqa, Marsa Paola, Santa Luċija, Tarxien, Xgħajra.

Northern Harbour: Qormi, B'Kara, Gżira, Hamrun, Msida, Pembroke, Pieta, San Ġiljan, San Ġwann, Santa Venera, Sliema, Swieqi, Ta' Xbiex.

South Eastern: Żejtun, B'Bugia, Gudja, Għaxaq, Kirkop, M'Scala, M'Xlokk, Mqabba, Qrendi, Safi, Żurrieq.

Western: Mdina, Żebbuġ, Siġġiewi, Attard, Balzan, Dingli, Iklin, Lija, Rabat, Mtarfa.

Northern: Gharghur, Mellieħa, Mġarr, Mosta, Naxxar, San Pawl il-Baħar.

Gozo and Comino: Rabat, Fontana, G'Sielem & Comino, Għarb, Għasri, Kerċem, Munxar, Nadur, Qala, San Lawrenz, Sannat, Xagħra, Xewkija, Żebbuġ.