

News Release



Date: 2 March 2006
No. : 40/2006
Time of release: 11.00 hrs

Theme:
Agriculture and Fisheries

Compiled by:
Agriculture & Fisheries Unit
e-mail: agric.nso@gov.mt
Tel: 25997529

The monthly calendar of NSO News Releases may be consulted on the Office's website at www.nso.gov.mt

Agriculture

Livestock Slaughtering - December Quarter 2005

December Quarter

During the fourth quarter of 2005, the total meat production amounted to 3,845 tonnes, a drop of 84 tonnes (-2.1 per cent), when compared to the same period last year. Whereas beef meat and broiler meat production decreased by 1.2 per cent and 21.2 per cent respectively, pig meat production increased by 8.9 per cent. While increases in cattle slaughterings were negligible, the number of pig slaughterings increased by 13.4 per cent, from 26,750 heads to 30,347 heads during the period under review. On the other hand, the number of broilers slaughterings decreased by 222,395 heads (-26.5 per cent) from 838,758 heads in December quarter last year to 616,363 heads in December quarter this year.

The total producer value for the last quarters of both years in 2004 and 2005 remained the same at the Lm2.75 million mark. However, shifts within the different sectors were noted.

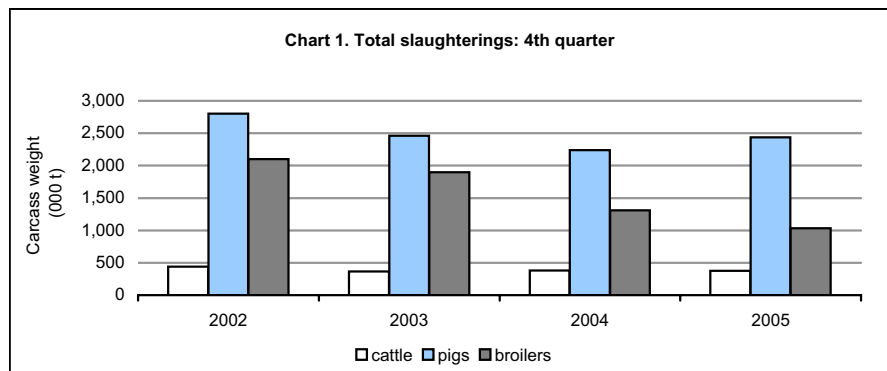
The total producer value of slaughtered bovine increased by Lm0.04 million (+9.9 per cent) from Lm0.4 million in the fourth quarter of 2004 to Lm0.5 million in December quarter this year. An increase of 8.9 per cent in the producer value of the swine industry was registered, from Lm1.5 million in December quarter 2004 to Lm1.6 million in the fourth quarter this year. An opposite trend was registered in the broiler industry where a drop of Lm0.2 million (-23.0 per cent) was recorded. The producer value dropped from Lm0.8 million in December quarter 2004 to Lm0.6 million in the fourth quarter of 2005.

Subsidies received by the breeders are not included in the producer value.

Annual

The total meat production for 2005 amounted to 14.8 thousand tonnes, down by 1.3 thousand tonnes (-7.8 per cent) from 16.1 thousand tonnes in 2004. Whereas beef and pig meat production increased by 7.7 and 5.0 per cent respectively, broiler meat production decreased by 28.2 per cent. This resulted in an overall drop in the producer value when compared to 2004. The producer value dropped by Lm0.5 million (-4.4 per cent) from Lm10.9 million in 2004 to Lm10.3 million in 2005.

During the period covered by this report, there was marginal activity in pig and cattle slaughtering at the Gozo abattoir as this is being refurbished, hence, regional data is irrelevant ■



National Statistics Office
Library & Information Unit
Lascaris, Valletta CMR 02, Malta
Tel: (+356) 25997219
Fax: (+356) 25997205
e-mail: nso@gov.mt
<http://www.nso.gov.mt>

Table 1. Slaughterings of cattle, pigs and poultry at slaughterhouses in Malta

Description	2004			2005											
	January/December			October			November			December			January/December		
	Number of heads	Carcass weight	Producer value	Number of heads	Carcass weight	Producer value	Number of heads	Carcass weight	Producer value	Number of heads	Carcass weight	Producer value	Number of heads	Carcass weight	Producer value
Cattle	4,822	1,290,113	1,432,080	544	140,705	176,250	424	112,983	143,559	465	121,468	149,804	5,287	1,390,059	1,650,947
Pigs	104,504	8,469,910	5,691,780	9,099	745,204	500,777	10,412	845,785	568,368	10,836	845,977	568,497	108,210	8,889,463	5,973,719
Broilers	3,895,233	6,294,047	3,731,302	215,000	335,393	208,156	194,488	331,026	200,331	206,875	366,437	220,318	2,770,616	4,518,175	2,757,732
Total	-	16,054,070	10,855,162	-	1,221,302	885,183	-	1,289,794	912,258	-	1,333,882	938,619	-	14,797,697	10,382,398

Table 2. Slaughterings of cattle, pigs and poultry at slaughterhouses in Malta

Description	2004			2005											
	January/December			October			November			December			January/December		
	Number of heads	Carcass weight	Producer value	Number of heads	Carcass weight	Producer value	Number of heads	Carcass weight	Producer value	Number of heads	Carcass weight	Producer value	Number of heads	Carcass weight	Producer value
Cattle	4,669	1,253,411	1,391,823	540	139,603	174,619	420	112,114	142,399	464	121,164	149,354	5,258	1,383,766	1,642,396
Pigs	102,567	8,311,302	5,585,195	9,099	745,204	500,777	10,412	845,785	568,368	10,836	845,977	568,497	108,196	8,887,892	5,972,663
Broilers	2,968,721	4,846,240	2,769,869				194,488	331,026	200,331	206,875	366,437	220,318			
Total	-	14,410,953	9,746,887	-			-	1,288,925	911,098	-	1,333,578	938,169	-		

Table 3. Slaughterings of cattle, pigs and poultry at slaughterhouses in Gozo

Description	2004			2005											
	January/December			October			November			December			January/December		
	Number of heads	Carcass weight	Producer value	Number of heads	Carcass weight	Producer value	Number of heads	Carcass weight	Producer value	Number of heads	Carcass weight	Producer value	Number of heads	Carcass weight	Producer value
Cattle	153	36,702	40,257	4	1,102	1,631	4	869	1,160	1	304	450	29	6,293	8,551
Pigs	1,937	158,608	106,585	-	-	-	-	-	-	-	-	-	14	1,571	1,056
Broilers	926,512	1,447,807	961,433												
Total	-	1,643,117	1,108,275	-			-	869	1,160	-	304	450	-		

Table 4. Slaughterings of cattle, pigs and poultry at slaughterhouses in Malta

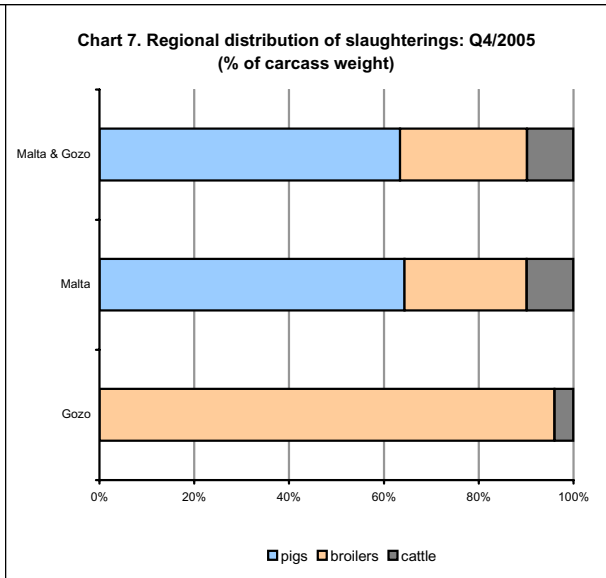
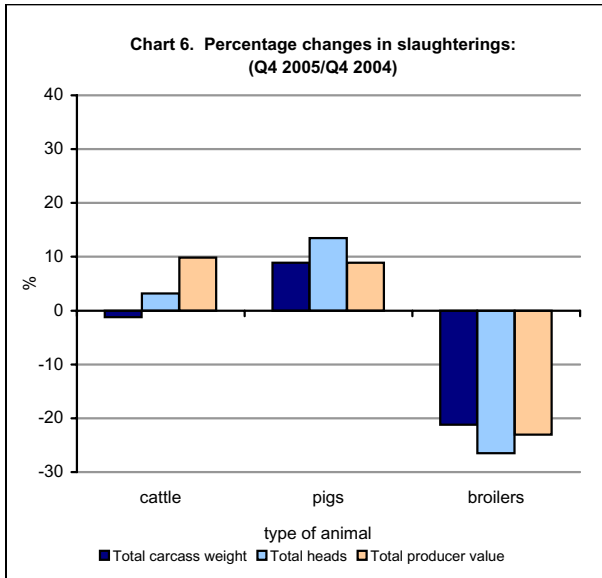
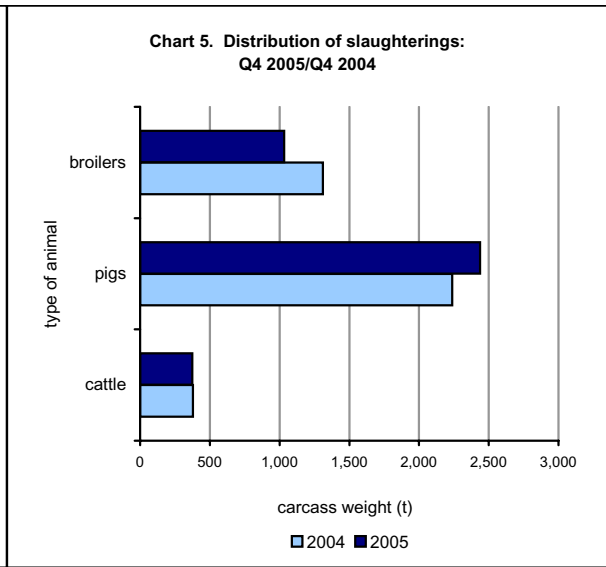
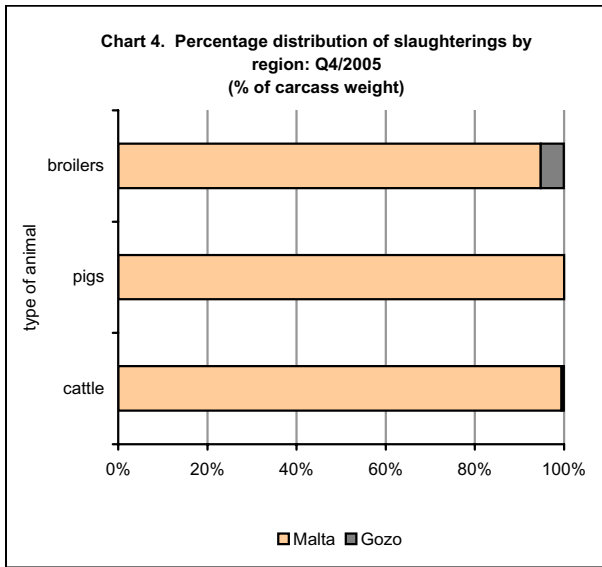
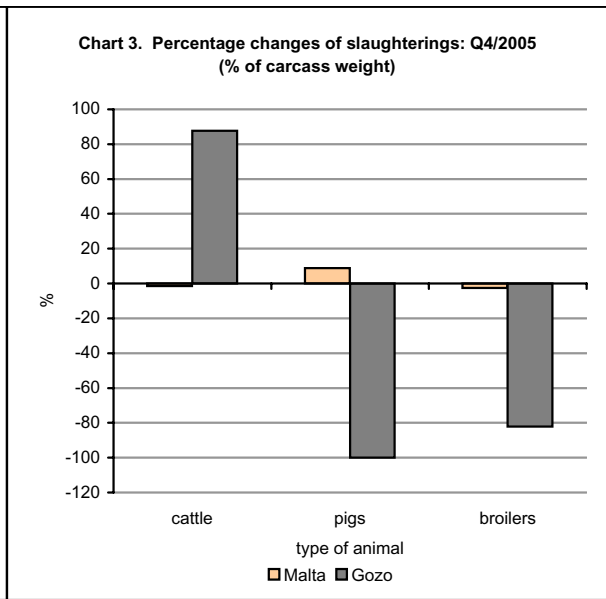
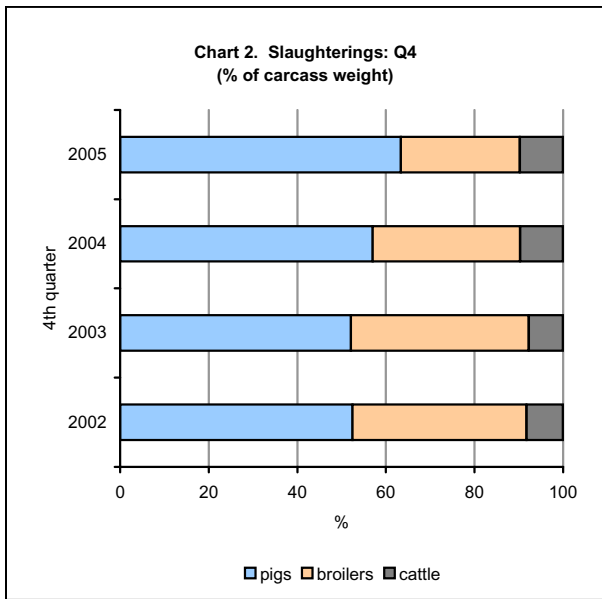
Description	4th Quarter - 2002			4th Quarter - 2003			4th Quarter - 2004			4th Quarter - 2005		
	Number of heads	Carcass weight	Producer value	Number of heads	Carcass weight	Producer value	Number of heads	Carcass weight	Producer value	Number of heads	Carcass weight	Producer value
Cattle	1,593	439,743	430,940	1,357	365,899	404,550	1,389	379,857	427,456	1,433	375,156	469,613
Pigs	34,088	2,804,152	2,080,681	30,367	2,459,535	1,652,808	26,750	2,238,412	1,504,214	30,347	2,436,966	1,637,642
Broilers	1,347,912	2,100,136	1,333,891	1,226,247	1,895,415	1,160,102	838,758	1,310,451	817,092	616,363	1,032,856	628,805
Total	-	5,344,031	3,845,512	-	4,720,849	3,217,460	-	3,928,720	2,748,762	-	3,844,978	2,736,060

Table 5. Slaughterings of cattle, pigs and poultry at slaughterhouses in Malta

Description	4th Quarter - 2002			4th Quarter - 2003			4th Quarter - 2004			4th Quarter - 2005		
	Number of heads	Carcass weight	Producer value	Number of heads	Carcass weight	Producer value	Number of heads	Carcass weight	Producer value	Number of heads	Carcass weight	Producer value
Cattle	1,487	413,961	405,915	1,269	345,380	381,249	1,384	378,645	425,916	1,424	372,881	466,372
Pigs	32,336	2,656,515	1,971,134	28,892	2,339,632	1,572,233	26,748	2,238,227	1,504,089	30,347	2,436,966	1,637,642
Broilers	1,064,840	1,704,863	1,054,504	898,235	1,372,021	834,852	659,595	1,003,924	608,925			
Total	-	4,775,339	3,431,553	-	4,057,033	2,788,334	-	3,620,796	2,538,930	-		

Table 6. Slaughterings of cattle, pigs and poultry at slaughterhouses in Gozo

Description	4th Quarter - 2002			4th Quarter - 2003			4th Quarter - 2004			4th Quarter - 2005		
	Number of heads	Carcass weight	Producer value	Number of heads	Carcass weight	Producer value	Number of heads	Carcass weight	Producer value	Number of heads	Carcass weight	Producer value
Cattle	106	25,782	25,025	88	20,519	23,301	5	1,212	1,540	9	2,275	3,241
Pigs	1,752	147,637	109,547	1,475	119,903	80,575	2	185	125	-	-	-
Broilers	283,072	395,273	279,387	328,012	523,394	325,250	179,163	306,527	208,167			
Total	-	568,692	413,959	-	663,816	429,126	-	307,924	209,832	-		



Methodological Notes

1. The compilation of animal slaughtering statistics is an important tool to monitor trends and developments within the animal husbandary sector of Maltese agriculture. The data on the slaughtering of livestock is compiled on a regional level. Monthly data for cattle and pig slaughtering is provided to the NSO by the Veterinary Services of the Ministry of Agriculture. Broilers slaughterings are provided by the private slaughter houses directly to the NSO, on a monthly basis. Data is not concluded until all returns are collected from all active slaughterhouses. No sampling is used in the process.
2. Slaughter houses provide data on number of heads slaughtered, the total carcass weight of the animals slaughtered and the monthly average carcass price per kilogram.
3. The data for the production of meat in this release is being given in terms of carcass weight:

Pig Carcass Weight

Carcass weight is the weight of the slaughtered pig's cold body, either whole or divided in half along the mid-line, after being bled and eviscerated and after removal of tongue, bristles, hooves, genitalia, flare fat, kidneys and diaphragm.

Cattle Carcass Weight

Carcass weight is the weight of the slaughtered animal's cold body after being skinned, bled and eviscerated and after removal of the external genitalia, the limbs at the carpus and tarsus, the head, the tail, the kidneys and the kidney fats and the udder.

Poultry Carcass Weight

Carcass weight is the weight of the cold body of the slaughtered poultry (hens, chicken, geese, ducks, guinea fowl, turkeys) after being bled, plucked and eviscerated. It includes poultry offal, with the exception of *foie gras*.

4. Broilers slaughtering in Gozo are not being published in this release in order to respect confidentiality.
5. The monthly average prices and carcass weight are used in the compilation of monthly output price and volume indices.
6. The data are compiled on a monthly basis but disseminated on a quarterly basis with reference to the three months that would have elapsed.
7. The producer value of meat production is the price obtained by the producer excluding any subsidies on the product.
8. The data in this release are final and are not, normally, subject to revision.
9. The data are published by the NSO and can be obtained directly from the NSO website <http://www.nso.gov.mt>