

News Release



Date: 23 January 2006
No. : 9/2006
Time of release: 11.00 hrs

Theme:
Industry and Services

Compiled by:
Tourism Statistics Unit
e-mail: tourism.nso@gov.mt
Tel: 25997329

The monthly calendar of NSO News Releases may be consulted on the Office's website at www.nso.gov.mt

Tourism

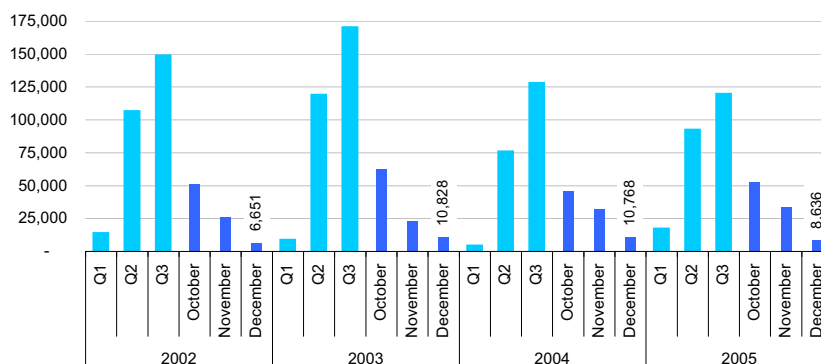
Cruise passengers: December 2005

December 2005

In December 2005, the number of cruise passengers arriving in Malta went down by 19.8 per cent, a drop of 2,132 cruise passengers over the corresponding month a year ago, to a total of 8,636.

Chart 1. Graphical Overview

Cruise passengers, total



Cruise passengers arriving from the Italian market went up by 894 to 2,280 from 1,386 in December 2004. Other increases in arrivals were recorded from, amongst other, the German (+534), the US (+133) and the French (+118) markets.

On the other hand, cruise passengers arriving from Spain decreased substantially by 3,524 to 136 from 3,660 in the same month a year earlier. Other drops in arrivals were registered from the Swiss (-86), the Netherlands (-50) and other relatively smaller markets.

January – December 2005

During the year 2005, the number of cruise passengers that visited Malta went up by 9.7 per cent, to 320,104, an increase of 28,283 persons over the year 2004. In the period under review, the major markets originated from Italy (72,142), Germany (63,228), Spain (56,202), and the US (28,637). Further illustrations can be looked up in page 3.

During the period under review, uninterruptedly the majority of the cruise passengers were females – see Chart 2. In January - December 2005 period, female-cruise-passengers accounted for 51.3 per cent of total.

The greatest proportion of cruise passengers - 33.9 per cent - were aged 40-59 years, followed by passengers aged 60-79 and 20-39 years, at 28.1 and 24.0 per cent respectively. For further analysis refer to page 4 ■

National Statistics Office
Library & Information Unit
Lascaris, Valletta CMR 02, Malta
Tel: (+356) 25997219
Fax: (+356) 25997205
e-mail: nso@gov.mt
<http://www.nso.gov.mt>

Table 1. Cruise passengers arriving in Malta, December 2005

Country	Number of Passengers				Sex		
	Landed	Embarked	Transit	Total	Male	Female	Total
Austria	-	-	67	67	38	29	67
Belgium	-	-	41	41	20	21	41
Canada	-	-	31	31	17	14	31
Denmark	-	-	28	28	11	17	28
France	-	-	1,865	1,865	862	1,003	1,865
Germany	-	1	2,637	2,638	1,353	1,285	2,638
Greece	-	-	6	6	3	3	6
Ireland (Republic of)	-	-	13	13	6	7	13
Italy	-	-	2,280	2,280	1,120	1,160	2,280
Malta	-	-	-	-	-	-	-
Netherlands	-	-	21	21	10	11	21
Norway	-	-	5	5	3	2	5
Russia	-	-	3	3	1	2	3
Spain	-	-	136	136	58	78	136
Sweden	-	-	8	8	4	4	8
Switzerland	-	-	130	130	60	70	130
Turkey	-	-	2	2	1	1	2
UK	-	-	854	854	416	438	854
US	-	-	298	298	147	151	298
Yugoslavia	-	-	1	1	-	1	1
Other	-	2	207	209	102	107	209
Total	-	3	8,633	8,636	4,232	4,404	8,636

Chart 2. January - December 2005

Total Cruise passengers, by sex

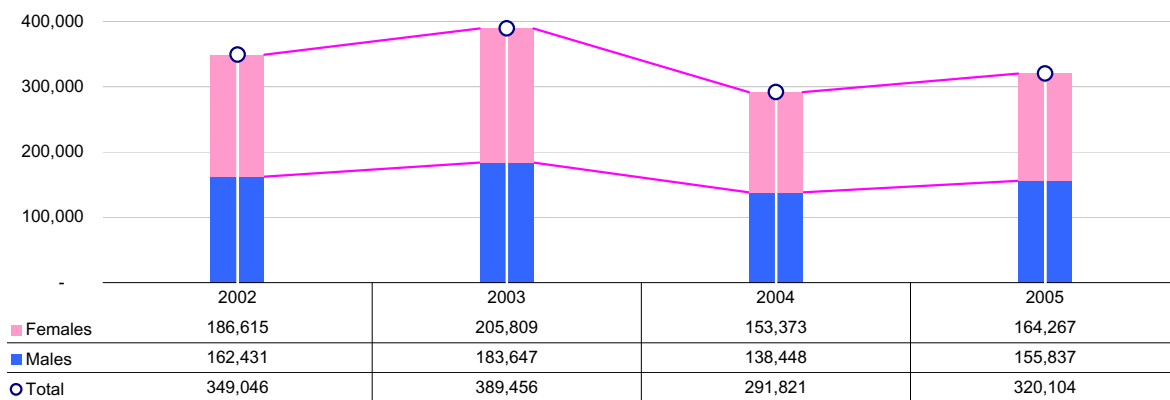


Table 2. Cruise passengers arriving in Malta classified by country of origin

Country	December			January - December		
	2004	2005	Annual change	2004	2005	Annual change
Austria	72	67	-5	5,053	4,816	-237
Belgium	40	41	1	1,591	1,671	80
Canada	26	31	5	7,405	5,973	-1,432
Denmark	5	28	23	1,150	934	-216
France	1,747	1,865	118	23,114	27,879	4,765
Germany	2,104	2,638	534	24,573	63,228	38,655
Greece	2	6	4	1,645	1,645	-
Ireland (Republic of)	17	13	-4	1,286	347	-939
Italy	1,386	2,280	894	32,146	72,142	39,996
Malta	1	-	-1	6,869	8,011	1,142
Netherlands	71	21	-50	2,766	3,286	520
Norway	3	5	2	1,898	323	-1,575
Russia	7	3	-4	516	534	18
Spain	3,660	136	-3,524	61,009	56,202	-4,807
Sweden	8	8	-	1,627	277	-1,350
Switzerland	216	130	-86	4,984	7,018	2,034
Turkey	2	2	-	210	333	123
UK	822	854	32	62,184	18,585	-43,599
US	165	298	133	36,549	28,637	-7,912
Yugoslavia	2	1	-1	19	30	11
Others	412	209	-203	15,227	18,233	3,006
Total	10,768	8,636	-2,132	291,821	320,104	28,283

Chart 3. January - December 2005
Cruise passengers - by country of origin

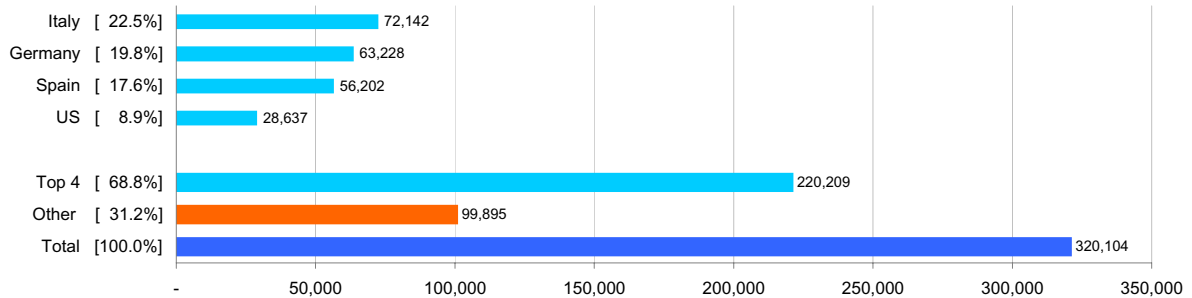


Chart 4. January - December 2004
Cruise passengers - by country of origin

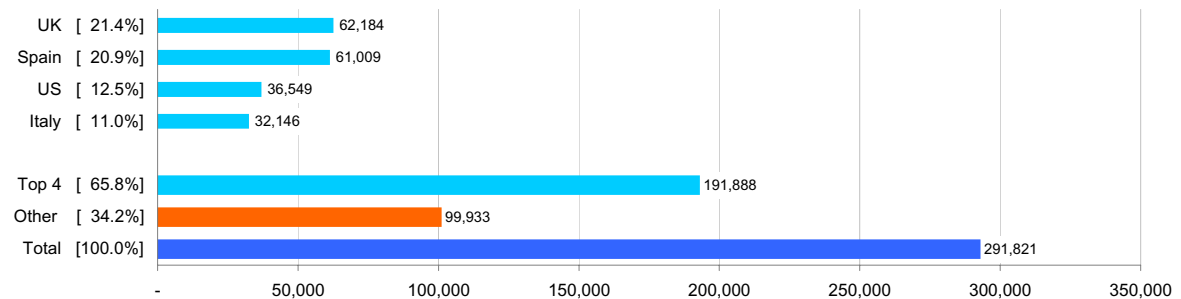


Table 3. Monthly cruise passengers arriving in Malta classified by age-group, 2005

Month	Age Groups												Total
	0 - 4	5 - 9	10 - 19	20 - 29	30 - 39	40 - 49	50 - 59	60 - 69	70 - 79	80 - 89	90 - 99	100 - 109	
January	43	8	39	221	403	512	548	835	428	95	12	-	3,144
February	59	31	139	396	650	823	995	985	403	48	5	-	4,534
March	89	208	1,058	868	865	1,214	1,420	1,559	597	107	12	-	7,997
April	256	422	1,252	2,004	2,583	3,135	4,299	4,874	3,185	584	64	-	22,658
May	390	572	1,200	3,268	4,509	5,256	6,614	7,982	5,212	1,004	84	1	36,092
June	558	1,058	2,119	4,155	4,673	5,111	5,884	5,059	2,737	526	74	2	31,956
July	798	2,429	6,226	4,982	6,016	8,535	6,294	3,854	1,887	306	98	-	41,425
August	796	2,206	5,423	4,480	6,198	7,575	4,973	2,308	1,101	204	84	-	35,348
September	584	1,316	2,454	6,322	7,038	7,068	6,660	5,837	3,298	620	129	-	41,326
October	395	1,018	2,556	4,225	5,523	7,311	9,675	12,537	7,870	1,637	165	-	52,912
November	266	470	1,021	2,530	3,464	4,759	7,048	8,559	5,016	906	37	-	34,076
December	36	60	74	585	817	1,144	2,033	2,694	1,066	123	4	-	8,636
Total	4,270	9,798	23,561	34,036	42,739	52,443	56,443	57,083	32,800	6,160	768	3	320,104

4

Chart 5. January - December 2005
Cruise passengers - by age group

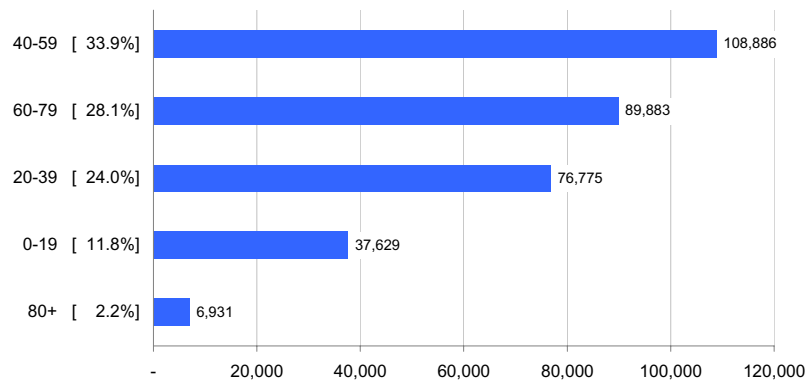


Chart 6. January - December 2004
Cruise passengers - by age group

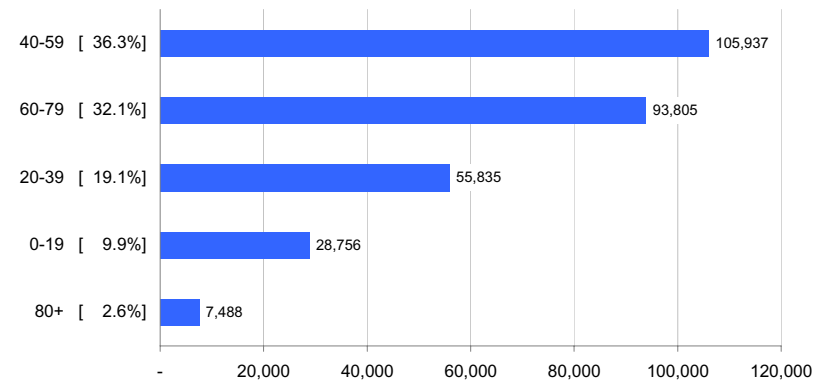


Chart 7. Monthly cruise liner calls 2001 - 2005

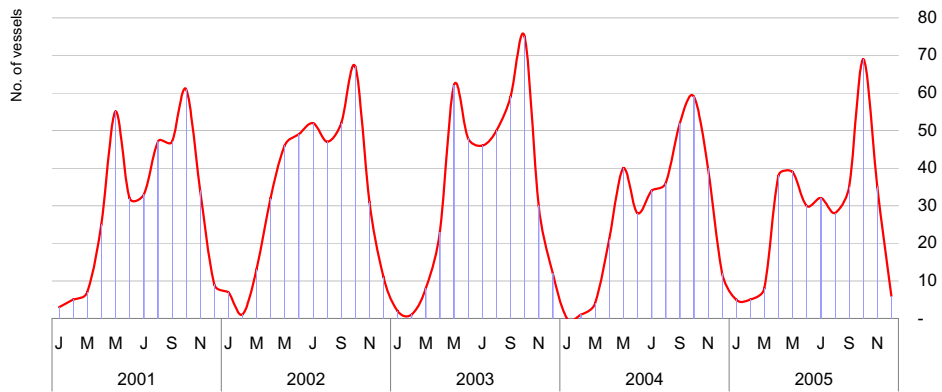
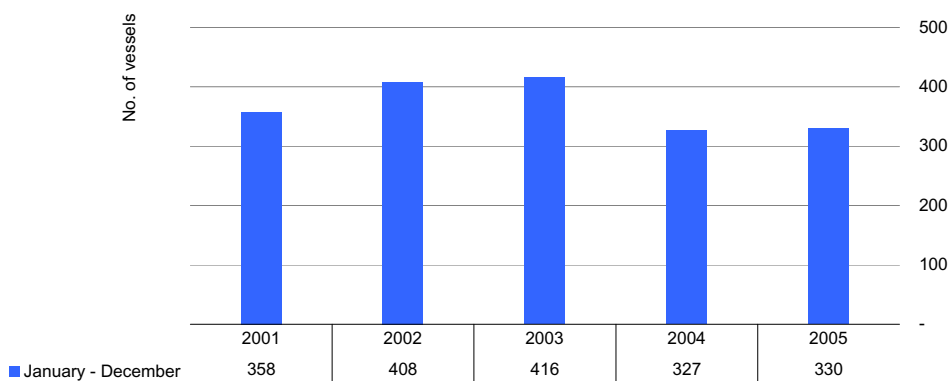


Table 4. Monthly cruise liner calls, 2001 - 2005

Month	2001	2002	2003	2004	2005
January	3	7	2	-	5
February	5	1	1	1	5
March	7	13	8	4	8
April	25	32	23	21	38
May	55	46	62	40	39
June	32	49	48	28	30
July	33	52	46	34	32
August	47	47	50	36	28
September	47	52	59	52	35
October	61	67	75	59	69
November	34	31	30	40	35
December	9	11	12	12	6

Chart 8. Cruise liner calls, 2001 - 2005



Methodological Notes

1. The data in this release are compiled on the basis of administrative records held by the Malta Maritime Authority.
2. Data should be considered as final and is not normally subject to further revisions.

Definitions:

- Landed passengers covers all cruise passengers that arrived in Malta with a cruise ship and left Malta with other means of transport or stayed in Malta.

- Embarked passengers covers all cruise passengers that are either Maltese and left Malta with a cruise ship or else are foreigners that came to Malta by other means of transport and left Malta by a cruise ship.

- Transit passengers' covers all cruise passengers that arrived in Malta by a cruise ship and left Malta by the same cruise ship.