

# News Release



Date: 25 June 2007  
No. : 105/2007  
Time of release: 11.00 hrs

Cut-off date for data presented:  
15 May 2007

Theme:  
Industry and Services

Compiled by:  
Tourism Statistics Unit  
e-mail: [tourism.nso@gov.mt](mailto:tourism.nso@gov.mt)  
Tel: 25997329

The monthly calendar of NSO News Releases may be consulted on the Office's website at [www.nso.gov.mt](http://www.nso.gov.mt)

## Tourism

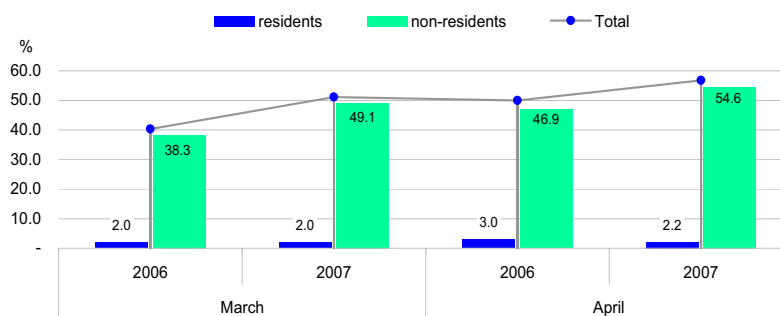
### Collective accommodation establishments: April 2007

*In April bed-place occupancy in collective accommodation establishments went up by 6.9 percentage points when compared to the corresponding month in 2006.*

#### Occupancy trends

The overall occupancy rate in collective accommodation establishments (net use) went up by 6.9 percentage points in April 2007 when compared to the same month a year earlier, to stand at 56.8 per cent. The latter was underpinned by an increase in guest-nights, in the main attributable to the 5-star category and lower supply of bed-places, in particular, the 4- and 3-star categories.

Chart 1. Net occupancy rates in collective accommodation establishments: March-April



#### Length of stay and nights spent

In April 2007, total nights spent in collective accommodation establishments were recorded at 602,542, an increase of 1.7 per cent over the corresponding month in 2006. Year-on-year, the average length of stay in collective accommodation establishments decreased by 0.3 nights to 5.7 nights.

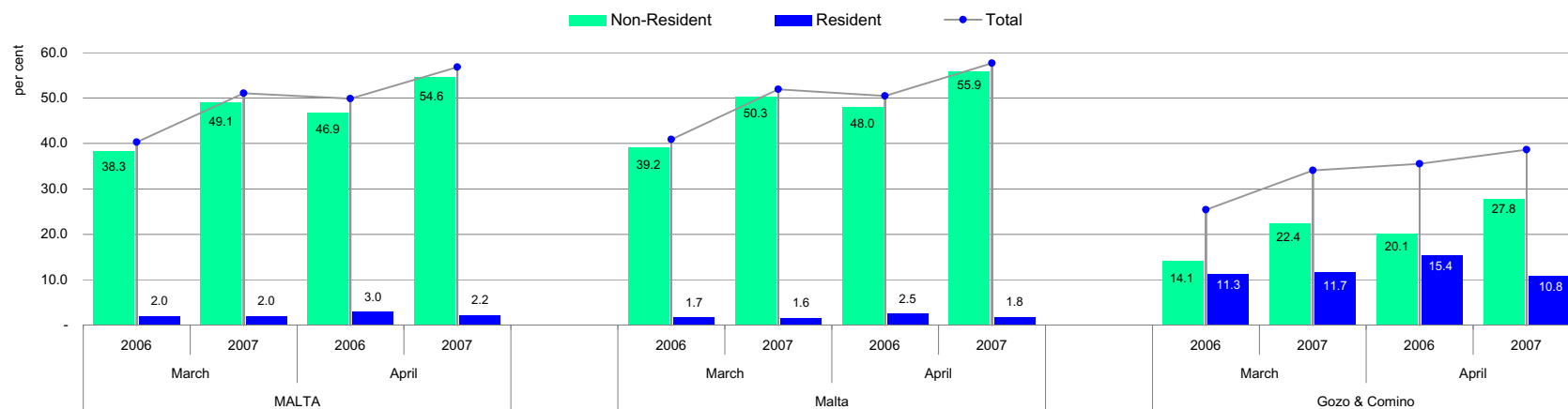
#### Regional overview

Accounting for 95.7 per cent of the national bed-stock, the overall supply of bed-places in the Malta region stood at 36,261 beds, a decrease of 4.8 per cent when compared to the previous year. On an annual basis, the net use of bed-places in the Malta region went up by 7.2 percentage points to 57.7 per cent. Year-on-year, the average length of stay went down by 0.2 nights to 5.9 nights. Nights spent by non-residents accounted for 96.8 per cent of total guest-nights in Malta.

In the Gozo and Comino region, the overall supply of bed-places stood at 1,632 beds, a decrease of 5.7 per cent over the comparable month a year earlier. The net use of bed-places in April was 38.6 per cent, an increase of 3.1 percentage points over the same month in 2006. The average length of stay stood at 3.2 nights, thus unchanged when compared to April last year. Nights spent by non-residents accounted for 72.0 per cent of total guest-nights in Gozo ■

National Statistics Office  
Library & Information Unit  
Lascaris, Valletta CMR 02, Malta  
Tel: (+356) 25997219  
Fax: (+356) 25997205  
e-mail: [nso@gov.mt](mailto:nso@gov.mt)  
<http://www.nso.gov.mt>

Chart 2. Net use of bed-places in collective accommodation establishments by residents and non-residents, at regional level\*



\*see NUTS classification on page 10

Table 1. Net use of bed-places by residents and non-residents classified by type of accommodation category - MALTA

	Non-residents				Residents				Total			
	March		April		March		April		March		April	
	2006	2007	2006	2007	2006	2007	2006	2007	2006	2007	2006	2007
<b>Total</b>	<b>38.3</b>	<b>49.1</b>	<b>46.9</b>	<b>54.6</b>	<b>2.0</b>	<b>2.0</b>	<b>3.0</b>	<b>2.2</b>	<b>40.3</b>	<b>51.1</b>	<b>49.9</b>	<b>56.8</b>
Hotel	40.5	48.4	51.9	57.5	2.2	3.5	2.3	2.7	42.7	51.9	54.2	60.2
5-Star	34.7	41.5	50.9	62.0	2.9	4.6	4.2	4.6	37.6	46.1	55.1	66.6
4-Star	47.4	57.9	59.4	62.7	2.9	4.0	2.5	3.0	50.3	61.9	61.9	65.7
3-Star	35.9	37.3	44.0	46.5	0.9	2.1	1.0	0.9	36.8	39.4	45.0	47.4
2-Star	17.7	35.6	22.7	32.5	0.8	0.7	0.6	0.4	18.5	36.3	23.3	32.9
Other collective accommodation <sup>(1)</sup>	27.4	40.2	35.3	42.3	1.2	0.6	1.0	0.4	28.6	40.8	36.3	42.7
Guesthouse	29.7	23.7	26.8	27.7	0.6	0.3	0.7	0.2	30.3	24.0	27.5	27.9
Holiday Complex <sup>(2)</sup>	25.2	39.5	35.0	41.2	1.3	0.8	1.2	0.4	26.5	40.3	36.2	41.6
Hostel	41.8	58.1	45.8	63.2	0.7	0.0	0.2	0.3	42.5	58.1	46.0	63.5

<sup>(1)</sup> Comprises guesthouses, holiday complexes and hostels

<sup>(2)</sup> Aparthotels and tourist villages

**Table 2. Net use of bed-places by residents and non-residents classified by type of accommodation category - Malta**

	Non-residents				Residents				Total			
	March		April		March		April		March		April	
	2006	2007	2006	2007	2006	2007	2006	2007	2006	2007	2006	2007
<b>Total</b>	<b>39.2</b>	<b>50.3</b>	<b>48.0</b>	<b>55.9</b>	<b>1.7</b>	<b>1.6</b>	<b>2.5</b>	<b>1.8</b>	<b>40.9</b>	<b>51.9</b>	<b>50.5</b>	<b>57.7</b>
Hotel	41.6	49.6	53.3	59.0	1.8	2.9	1.7	2.2	43.4	52.5	55.0	61.2
5-Star	35.6	43.1	52.5	64.0	2.4	4.1	3.5	4.2	38.0	47.2	56.0	68.2
4-Star	48.7	59.4	61.8	64.9	2.5	3.5	2.0	2.6	51.2	62.9	63.8	67.5
3-Star	36.8	37.8	44.6	46.9	0.6	1.3	0.6	0.2	37.4	39.1	45.2	47.1
2-Star	17.7	35.6	22.7	32.5	0.8	0.7	0.6	0.4	18.5	36.3	23.3	32.9
Other collective accommodation <sup>(1)</sup>	27.6	41.0	35.8	43.2	1.1	0.5	1.0	0.3	28.7	41.5	36.8	43.5

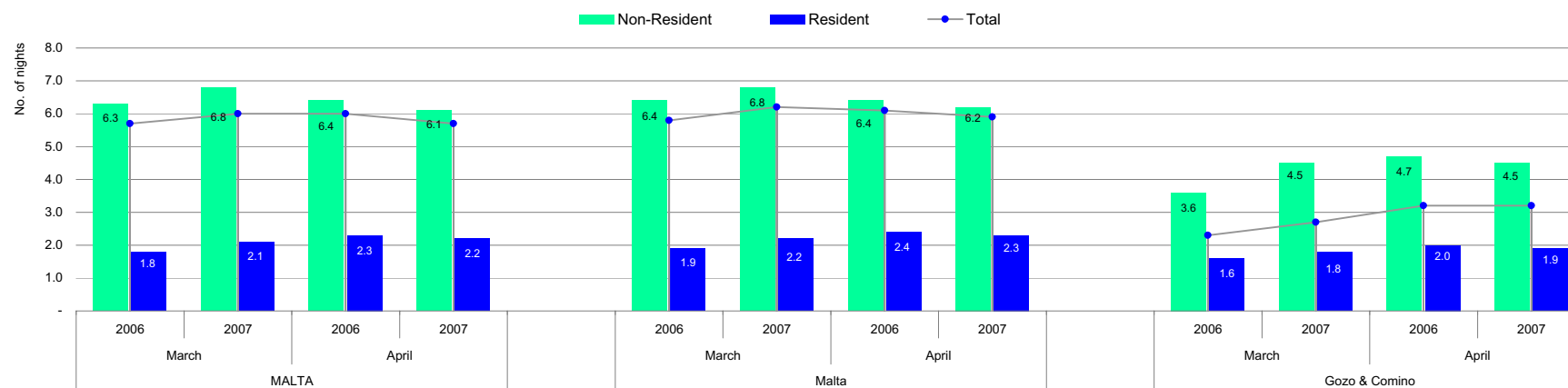
3

**Table 3. Net use of bed-places by residents and non-residents classified by type of accommodation category - Gozo & Comino**

	Non-residents				Residents				Total			
	March		April		March		April		March		April	
	2006	2007	2006	2007	2006	2007	2006	2007	2006	2007	2006	2007
<b>Total</b>	<b>14.1</b>	<b>22.4</b>	<b>20.1</b>	<b>27.8</b>	<b>11.3</b>	<b>11.7</b>	<b>15.4</b>	<b>10.8</b>	<b>25.4</b>	<b>34.1</b>	<b>35.5</b>	<b>38.6</b>
Hotel	14.0	21.3	23.0	29.8	11.9	16.8	12.6	11.8	25.9	38.1	35.6	41.6
5-Star	19.2	20.8	30.7	36.4	10.6	10.1	13.5	9.4	29.8	30.9	44.2	45.8
4-Star	14.7	23.0	20.1	26.2	14.6	16.1	11.2	8.9	29.3	39.1	31.3	35.1
3-Star	7.6	17.0	21.8	30.8	8.8	34.9	15.1	30.8	16.4	51.9	36.9	61.6
2-Star												
Other collective accommodation <sup>(1)</sup>	15.3	12.0	17.1	13.5	4.1	4.6	3.7	3.4	19.4	16.6	20.8	16.9

<sup>(1)</sup> Comprises guesthouses, holiday complexes and hostels

Chart 3. Average length of stay in collective accommodation establishments by resident and non-resident arrivals, at regional level\*



\*see NUTS classification on page 10

Table 4. Resident arrivals classified by type of accommodation category, at regional level\*

	MALTA				Malta				Gozo & Comino			
	March		April		March		April		March		April	
	2006	2007	2006	2007	2006	2007	2006	2007	2006	2007	2006	2007
<b>Total</b>	<b>12,778</b>	<b>14,983</b>	<b>10,339</b>	<b>10,759</b>	<b>9,875</b>	<b>11,450</b>	<b>7,275</b>	<b>7,917</b>	<b>2,903</b>	<b>3,533</b>	<b>3,064</b>	<b>2,842</b>
Hotel	12,052	14,436	9,707	10,357	9,189	10,968	6,712	7,577	2,863	3,468	2,995	2,780
5-Star	2,466	3,856	2,743	3,027	1,779	3,056	2,110	2,424	687	800	633	603
4-Star	7,760	9,178	5,466	6,209	6,224	7,577	3,902	4,965	1,536	1,601	1,564	1,244
3-Star	1,714	1,361	1,441	1,096	1,074	294	643	163	640	1,067	798	933
2-Star	112	41	57	25	112	41	57	25				
Other collective accommodation <sup>(1)</sup>	726	547	632	402	686	482	563	340	40	65	69	62

<sup>(1)</sup> Comprises guesthouses, holiday complexes and hostels

**Table 5. Resident nights spent classified by type of accommodation category, at regional level\***

	MALTA				Malta				Gozo & Comino			
	March		April		March		April		March		April	
	2006	2007	2006	2007	2006	2007	2006	2007	2006	2007	2006	2007
<b>Total</b>	<b>23,554</b>	<b>31,751</b>	<b>23,708</b>	<b>23,827</b>	<b>18,814</b>	<b>25,465</b>	<b>17,701</b>	<b>18,535</b>	<b>4,740</b>	<b>6,286</b>	<b>6,007</b>	<b>5,292</b>
Hotel	21,307	30,534	21,669	23,045	16,698	24,480	15,855	17,951	4,609	6,054	5,814	5,094
5-Star	5,037	7,937	6,730	7,802	3,937	6,629	5,206	6,620	1,100	1,308	1,524	1,182
4-Star	13,130	17,341	11,471	13,084	10,555	14,545	8,610	10,834	2,575	2,796	2,861	2,250
3-Star	2,948	5,152	3,342	2,098	2,014	3,202	1,913	436	934	1,950	1,429	1,662
2-Star	192	104	126	61	192	104	126	61				
Other collective accommodation <sup>(1)</sup>	2,247	1,217	2,039	782	2,116	985	1,846	584	131	232	193	198

**Table 6. Non-resident arrivals classified by type of collective accommodation, at regional level\***

	MALTA				Malta				Gozo & Comino			
	March		April		March		April		March		April	
	2006	2007	2006	2007	2006	2007	2006	2007	2006	2007	2006	2007
<b>Total</b>	<b>70,628</b>	<b>73,733</b>	<b>88,906</b>	<b>94,148</b>	<b>69,004</b>	<b>71,921</b>	<b>86,450</b>	<b>91,150</b>	<b>1,624</b>	<b>1,812</b>	<b>2,456</b>	<b>2,998</b>
Hotel	64,799	65,950	80,114	84,413	63,307	64,293	77,827	81,615	1,492	1,657	2,287	2,798
5-Star	13,313	18,914	16,810	27,847	12,853	18,380	16,016	26,920	460	534	794	927
4-Star	35,890	33,243	40,755	39,235	35,174	32,410	39,755	37,879	716	833	1,000	1,356
3-Star	14,701	12,941	21,230	16,133	14,385	12,651	20,737	15,618	316	290	493	515
2-Star	895	852	1,319	1,198	895	852	1,319	1,198				
Other collective accommodation <sup>(1)</sup>	5,829	7,783	8,792	9,735	5,697	7,628	8,623	9,535	132	155	169	200

**Table 7. Non-resident nights spent classified by type of collective accommodation, at regional level\***

	MALTA				Malta				Gozo & Comino			
	March		April		March		April		March		April	
	2006	2007	2006	2007	2006	2007	2006	2007	2006	2007	2006	2007
<b>Total</b>	<b>447,895</b>	<b>498,900</b>	<b>568,563</b>	<b>578,715</b>	<b>442,009</b>	<b>490,658</b>	<b>557,032</b>	<b>565,084</b>	<b>5,886</b>	<b>8,242</b>	<b>11,531</b>	<b>13,631</b>
Hotel	395,068	421,187	499,587	491,949	389,676	413,542	488,951	479,101	5,392	7,645	10,636	12,848
5-Star	60,824	72,264	82,196	104,516	58,827	69,560	78,741	99,935	1,997	2,704	3,455	4,581
4-Star	211,465	251,653	268,241	272,087	208,871	247,661	263,122	265,484	2,594	3,992	5,119	6,603
3-Star	118,616	92,244	143,991	110,293	117,815	91,295	141,929	108,629	801	949	2,062	1,664
2-Star	4,163	5,026	5,159	5,053	4,163	5,026	5,159	5,053				
Other collective accommodation <sup>(1)</sup>	52,827	77,713	68,976	86,766	52,333	77,116	68,081	85,983	494	597	895	783

\*see NUTS classification on page 10

<sup>(1)</sup> Comprises guesthouses, holiday complexes and hostels

**Table 8. Total arrivals classified by type of collective accommodation, at regional level\***

	MALTA				Malta				Gozo & Comino			
	March		April		March		April		March		April	
	2006	2007	2006	2007	2006	2007	2006	2007	2006	2007	2006	2007
<b>Total</b>	<b>83,406</b>	<b>88,716</b>	<b>99,245</b>	<b>104,907</b>	<b>78,879</b>	<b>83,371</b>	<b>93,725</b>	<b>99,067</b>	<b>4,527</b>	<b>5,345</b>	<b>5,520</b>	<b>5,840</b>
Hotel	76,851	80,386	89,821	94,770	72,496	75,261	84,539	89,192	4,355	5,125	5,282	5,578
5-Star	15,779	22,770	19,553	30,874	14,632	21,436	18,126	29,344	1,147	1,334	1,427	1,530
4-Star	43,650	42,421	46,221	45,444	41,398	39,987	43,657	42,844	2,252	2,434	2,564	2,600
3-Star	16,415	14,302	22,671	17,229	15,459	12,945	21,380	15,781	956	1,357	1,291	1,448
2-Star	1,007	893	1,376	1,223	1,007	893	1,376	1,223				
Other collective accommodation <sup>(1)</sup>	6,555	8,330	9,424	10,137	6,383	8,110	9,186	9,875	172	220	238	262

**Table 9. Total nights spent classified by type of collective accommodation, at regional level\***

	MALTA				Malta				Gozo & Comino			
	March		April		March		April		March		April	
	2006	2007	2006	2007	2006	2007	2006	2007	2006	2007	2006	2007
<b>Total</b>	<b>471,449</b>	<b>530,651</b>	<b>592,271</b>	<b>602,542</b>	<b>460,823</b>	<b>516,123</b>	<b>574,733</b>	<b>583,619</b>	<b>10,626</b>	<b>14,528</b>	<b>17,538</b>	<b>18,923</b>
Hotel	416,375	451,721	521,256	514,994	406,374	438,022	504,806	497,052	10,001	13,699	16,450	17,942
5-Star	65,861	80,201	88,926	112,318	62,764	76,189	83,947	106,555	3,097	4,012	4,979	5,763
4-Star	224,595	268,994	279,712	285,171	219,426	262,206	271,732	276,318	5,169	6,788	7,980	8,853
3-Star	121,564	97,396	147,333	112,391	119,829	94,497	143,842	109,065	1,735	2,899	3,491	3,326
2-Star	4,355	5,130	5,285	5,114	4,355	5,130	5,285	5,114				
Other collective accommodation <sup>(1)</sup>	55,074	78,930	71,015	87,548	54,449	78,101	69,927	86,567	625	829	1,088	981

\*see NUTS classification on page 10

<sup>(1)</sup> Comprises guesthouses, holiday complexes and hostels

Table 10. Number of bedrooms and bed-places by hotel category and other type of accommodation for active and dormant accommodation establishments

Regional Classification*	Collective Accommodation Establishments	March 2006			March 2007			April 2006			April 2007		
		No. of establishments	No. of bedrooms	No. of bed-places	No. of establishments	No. of bedrooms	No. of bed-places	No. of establishments	No. of bedrooms	No. of bed-places	No. of establishments	No. of bedrooms	No. of bed-places
<b>MALTA</b>	<b>Total</b>	<b>180</b>	<b>19,102</b>	<b>40,023</b>	<b>167</b>	<b>17,898</b>	<b>38,612</b>	<b>179</b>	<b>18,937</b>	<b>39,827</b>	<b>166</b>	<b>17,452</b>	<b>37,893</b>
	Hotel	116	16,213	33,256	106	15,394	31,723	115	16,055	32,993	105	15,123	30,996
	5-Star	14	2,908	5,658	13	2,910	5,620	13	2,743	5,379	13	2,910	5,620
	4-Star	43	7,660	15,707	41	7,293	15,159	43	7,670	15,751	40	7,032	14,469
	3-Star	48	5,285	11,131	43	4,876	10,296	48	5,283	11,107	43	4,866	10,259
	2-Star	11	360	760	9	315	648	11	359	756	9	315	648
	Guesthouse	28	320	730	26	305	718	28	327	747	26	310	724
	Holiday Complex	30	2,224	5,353	29	1,831	5,423	30	2,210	5,403	29	1,651	5,425
Hostel	6	345	684	6	368	748	6	345	684	6	368	748	
<b>Malta</b>	<b>Total</b>	<b>162</b>	<b>18,271</b>	<b>38,321</b>	<b>150</b>	<b>17,106</b>	<b>36,984</b>	<b>161</b>	<b>18,083</b>	<b>38,096</b>	<b>149</b>	<b>16,660</b>	<b>36,261</b>
	Hotel	105	15,476	31,731	96	14,697	30,284	104	15,303	31,454	95	14,426	29,557
	5-Star	12	2,749	5,323	11	2,709	5,201	11	2,564	5,004	11	2,709	5,201
	4-Star	38	7,249	14,859	36	6,884	14,319	38	7,259	14,903	35	6,623	13,629
	3-Star	44	5,118	10,789	40	4,789	10,116	44	5,121	10,791	40	4,779	10,079
	2-Star	11	360	760	9	315	648	11	359	756	9	315	648
	Guesthouse	23	267	621	21	252	597	23	267	623	21	257	599
	Holiday Complex	29	2,187	5,293	28	1,793	5,363	29	2,172	5,343	28	1,613	5,365
Hostel	5	341	676	5	364	740	5	341	676	5	364	740	
<b>Gozo &amp; Comino</b>	<b>Total</b>	<b>18</b>	<b>831</b>	<b>1,702</b>	<b>17</b>	<b>792</b>	<b>1,628</b>	<b>18</b>	<b>854</b>	<b>1,731</b>	<b>17</b>	<b>792</b>	<b>1,632</b>
	Hotel	11	737	1,525	10	697	1,439	11	752	1,539	10	697	1,439
	5-Star	2	159	335	2	201	419	2	179	375	2	201	419
	4-Star	5	411	848	5	409	840	5	411	848	5	409	840
	3-Star	4	167	342	3	87	180	4	162	316	3	87	180
	2-Star	0	0	0	0	0	0	0	0	0	0	0	0
	Guesthouse	5	53	109	5	53	121	5	60	124	5	53	125
	Holiday Complex	1	37	60	1	38	60	1	38	60	1	38	60
Hostel	1	4	8	1	4	8	1	4	8	1	4	8	

\*see NUTS classification on page 10

## Methodological notes

### Survey on collective accommodation establishments

1. In this release the figures for March 2007 should be considered as second estimate while those relating to April 2007 are a first estimate - thus subject to minor revisions in the following release.
2. The survey is distributed monthly to all collective accommodation establishments namely hotels, apart-hotels, guesthouses, tourist villages and hostels.
3. The objective of the survey is to estimate the utilization rate of bed-places of all collective accommodation establishments in Malta and Gozo as occupied by residents, giving an indication of domestic tourism, and non-residents. The variables collected from the survey are as follows:
  - Number of residents
  - Number of non-residents
  - Nights spent by residents
  - Nights spent by non-residents
  - Number of bedrooms
  - Number of bed-places
  - Number of days the establishment was closed during the month

The collection of the above variables and the calculation of occupancy levels satisfy sections A and B of EU directive 95/57/EC.

4. These statistics should be considered as current and subject to revision. A last and final revision is normally carried out after the lapse of one year from the reference month.
5. Definitions
  - *Residents* are Maltese/Gozitan residents who check in (out) of a collective accommodation establishment. A person is considered to be resident in a country if the person:
    - (a) has lived for most of the past year or 12 months in that country;
    - (b) has lived in that country for a shorter period and intends to return within 12 months to live in that country.
  - *Non-residents* are foreigners who do not necessarily follow the definition of a tourist and check in (out) of a collective accommodation establishment.
  - *Domestic tourism* is the tourism of resident visitors within the economic territory of the country of residence.
  - *Total arrivals* are the number of residents and non-residents altogether.
  - *A night spent by residents / non-residents* is each night a guest actually spends (sleeps or stays) or is registered (his/her physical presence there being unnecessary) in a collective accommodation establishment.
  - *A bedroom* is the unit formed by one room or groups of rooms constituting an indivisible rental whole in an accommodation establishment or dwelling.
  - *A bed-place* in an establishment is determined by the number of persons who can stay overnight in the bed set up in the establishment, ignoring any extra beds that may be set up by customer request.
  - *Net use of bed-places* is the net occupancy rate calculated for all active accommodation establishments net of seasonal closures and other temporary closures for decoration, police order, etc.
  - *Gross use of bed-places* is the gross occupancy rate calculated for all active and dormant collective accommodation establishments.

### Response Rate

March	93.0%
April	93.1%



## NUTS classification

The Nomenclature of Territorial Units for Statistics (NUTS) is a common classification that is used to provide a single uniform breakdown of territorial units for the production of regional statistics with regard to the European Union. It was adopted on 26 May 2003 by means of a Regulation<sup>1</sup> of the European Parliament and of the Council.

<sup>1</sup> (EC) No. 1059/2003

NUTS levels					
Administrative area	I (National)	II (National)	III (Regional)	IV (District)	V (Locality)
<b>MALTA</b>	x	x	x	x	x
Malta			x		
Gozo & Comino			x		
Southern Harbour				x	
Northern Harbour				x	
South Eastern				x	
Western				x	
Northern				x	
Gozo & Comino				x	

### COMPOSITION OF DISTRICTS - NUTS level V

**Southern Harbour:** Valletta, Birgu, Isla, Bormla, Żabbar, Fgura, Floriana, Kalkara, Luqa, Marsa Paola, Santa Luċġija, Tarxien, Xgħajra.

**Northern Harbour:** Qormi, B'Kara, Gżira, Ħamrun, Msida, Pembroke, Pietà, San Ġiljan, San Ġwann, Santa Venera, Sliema, Swieqi, Ta' Xbiex.

**South Eastern:** Żejtun, B'Bugia, Gudja, Għaxaq, Kirkop, M'Scala, M'Xlokk, Mqabba, Qrendi, Safi, Żurrieq.

**Western:** Mdina, Żebbuġ, Siġġiewi, Attard, Balzan, Dingli, Iklin, Lija, Rabat, Mtarfa.

**Northern:** Għargħur, Mellieħa, Mġarr, Mosta, Naxxar, San Pawl il-Baħar.

**Gozo and Comino:** Rabat, Fontana, G'Sielem & Comino, Għarb, Għasri, Kerċem, Munxar, Nadur, Qala, San Lawrenz, Sannat, Xgħra, Xewkija, Żebbuġ.