

News Release



Date: 25 October 2007
No. : 171/2007
Time of release: 11.00 hrs

Cut-off date for data presented:
19 October 2007

Theme:
Industry and Services

Compiled by:
Tourism Statistics Unit
e-mail: tourism.nso@gov.mt
Tel: 25997329

The monthly calendar of NSO News Releases may be consulted on the Office's website at www.nso.gov.mt

Tourism

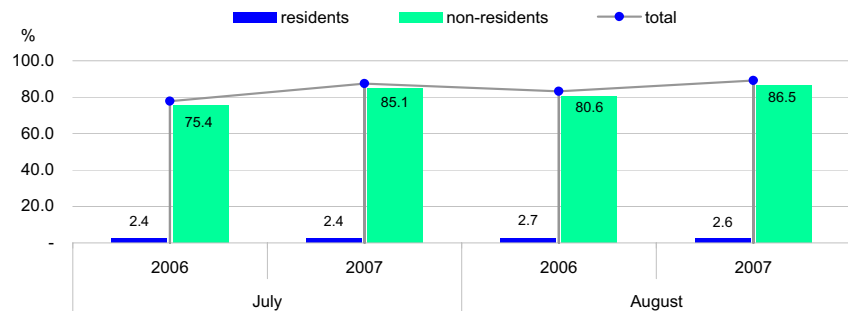
Collective accommodation establishments: August 2007

In August bed-place occupancy in collective accommodation establishments went up by 5.8 percentage points when compared to the corresponding month in 2006.

Occupancy trends

The overall occupancy rate in collective accommodation establishments (net use) went up by 5.8 percentage points in August 2007 when compared to the same month a year earlier, to stand at 89.1 per cent. The latter was underpinned by an increase in guest-nights across all categories.

Chart 1. Net occupancy rates in collective accommodation establishments: July-August



Length of stay and nights spent

In August 2007, total nights spent in collective accommodation establishments were recorded at 1,139,432, an increase of 12.0 per cent over the corresponding month in 2006. Year-on-year, the average length of stay in collective accommodation establishments increased by 0.6 nights to 7.7 nights.

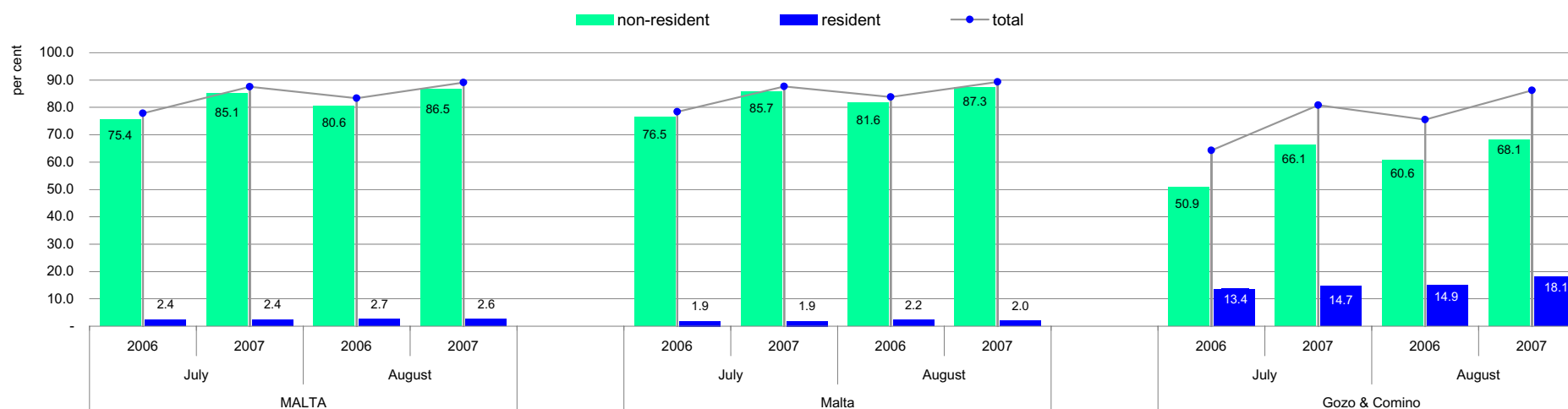
Regional overview

Accounting for 96.0 per cent of the national bed-stock, the overall supply of bed-places in the Malta region stood at 39,672 beds, an increase of 4.3 per cent when compared to the previous year. On an annual basis, the net use of bed-places in the Malta region went up by 5.5 percentage points to 89.3 per cent. Year-on-year, the average length of stay increased by 0.7 nights to 7.9 nights. Nights spent by non-residents accounted for 97.8 per cent of total guest-nights in Malta.

In the Gozo and Comino region, the overall supply of bed-places stood at 1,651 beds, a decrease of 6.7 per cent over the comparable month a year earlier. The net use of bed-places in August was 86.2 per cent, an increase of 10.7 percentage points over the same month in 2006. The average length of stay stood at 4.3 nights, down by 0.2 nights when compared to August last year. Nights spent by non-residents accounted for 79.0 per cent of total guest-nights in Gozo ■

National Statistics Office
Library & Information Unit
Lascaris, Valletta CMR 02, Malta
Tel: (+356) 25997219
Fax: (+356) 25997205
e-mail: nso@gov.mt
<http://www.nso.gov.mt>

Chart 2. Net use of bed-places in collective accommodation establishments by residents and non-residents, at regional level*



*see NUTS classification on page 9

Table 1. Net use of bed-places by residents and non-residents classified by type of accommodation category - MALTA

	Non-residents				Residents				Total			
	July		August		July		August		July		August	
	2006	2007	2006	2007	2006	2007	2006	2007	2006	2007	2006	2007
Total	75.4	85.1	80.6	86.5	2.4	2.4	2.7	2.6	77.8	87.5	83.3	89.1
Hotel	77.0	86.9	82.9	88.7	2.6	2.8	2.9	3.0	79.6	89.7	85.8	91.7
5-Star	63.5	80.3	88.9	88.2	6.5	6.8	8.2	7.6	70.0	87.1	97.1	95.8
4-Star	81.6	88.5	87.2	91.0	2.4	3.2	2.6	2.7	84.0	91.7	89.8	93.7
3-Star	80.6	89.6	77.1	87.5	1.0	0.4	0.8	0.8	81.6	90.0	77.9	88.3
2-Star	29.7	65.3	33.2	63.2	1.3	0.3	1.3	0.7	31.0	65.6	34.5	63.9
Other collective accommodation ⁽¹⁾	67.6	76.2	69.8	76.1	1.3	0.7	2.1	1.0	68.9	76.9	71.9	77.1
Guesthouse	35.5	49.7	42.0	53.6	1.6	1.4	2.1	4.0	37.1	51.1	44.1	57.6
Holiday Complex ⁽²⁾	71.0	78.8	75.0	80.4	1.5	0.6	2.3	0.7	72.5	79.4	77.3	81.1
Hostel	76.3	79.1	60.4	65.7	0.0	0.6	0.3	0.9	76.3	79.7	60.7	66.6

⁽¹⁾ Comprises guesthouses, holiday complexes and hostels

⁽²⁾ Aparthotels and tourist villages

Table 2. Net use of bed-places by residents and non-residents classified by type of accommodation category - Malta

	Non-residents				Residents				Total			
	July		August		July		August		July		August	
	2006	2007	2006	2007	2006	2007	2006	2007	2006	2007	2006	2007
Total	76.5	85.7	81.6	87.3	1.9	1.9	2.2	2.0	78.4	87.6	83.8	89.3
Hotel	78.1	87.7	83.8	89.4	2.0	2.2	2.2	2.3	80.1	89.9	86.0	91.7
5-Star	64.2	81.5	90.5	88.9	5.9	6.3	7.5	7.0	70.1	87.8	98.0	95.9
4-Star	83.0	89.4	88.4	92.1	1.7	2.4	1.9	1.9	84.7	91.8	90.3	94.0
3-Star	81.6	90.0	78.0	88.1	0.6	0.1	0.3	0.4	82.2	90.1	78.3	88.5
2-Star	29.7	65.3	33.2	63.2	1.3	0.3	1.3	0.7	31.0	65.6	34.5	63.9
Other collective accommodation ⁽¹⁾	68.6	76.3	70.8	77.1	1.1	0.5	1.9	0.5	69.7	76.8	72.7	77.6

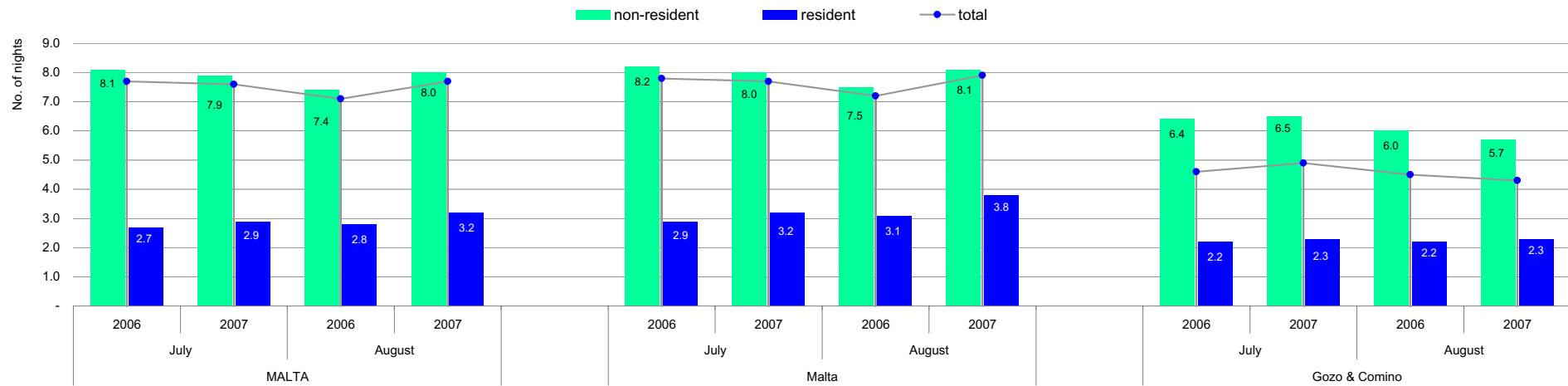
3

Table 3. Net use of bed-places by residents and non-residents classified by type of accommodation category - Gozo & Comino

	Non-residents				Residents				Total			
	July		August		July		August		July		August	
	2006	2007	2006	2007	2006	2007	2006	2007	2006	2007	2006	2007
Total	50.9	66.1	60.6	68.1	13.4	14.7	14.9	18.1	64.3	80.8	75.5	86.2
Hotel	53.3	69.0	63.5	72.0	14.0	15.4	15.5	18.1	67.3	84.4	79.0	90.1
5-Star	54.7	64.2	70.7	78.0	14.3	13.7	16.5	16.4	69.0	77.9	87.2	94.4
4-Star	56.3	73.4	65.5	73.3	14.1	15.2	14.3	17.0	70.4	88.6	79.8	90.3
3-Star	43.4	59.5	48.7	51.6	13.5	20.0	17.4	27.0	56.9	79.5	66.1	78.6
2-Star												
Other collective accommodation ⁽¹⁾	31.4	43.7	37.3	38.4	8.6	9.1	9.8	18.4	40.0	52.8	47.1	56.8

⁽¹⁾ Comprises guesthouses, holiday complexes and hostels

Chart 3. Average length of stay in collective accommodation establishments by resident and non-resident arrivals, at regional level*



*see NUTS classification on page 9

4

Table 4. Resident arrivals classified by type of accommodation category, at regional level*

	MALTA				Malta				Gozo & Comino			
	July		August		July		August		July		August	
	2006	2007	2006	2007	2006	2007	2006	2007	2006	2007	2006	2007
Total	11,055	10,547	11,804	10,548	7,758	7,217	8,168	6,464	3,297	3,330	3,636	4,084
Hotel	10,400	9,914	10,311	9,672	7,317	6,792	6,955	5,998	3,083	3,122	3,356	3,674
5-Star	4,084	4,118	4,085	3,888	3,437	3,480	3,426	3,251	647	638	659	637
4-Star	5,225	5,072	4,967	4,594	3,479	3,173	3,168	2,335	1,746	1,899	1,799	2,259
3-Star	1,000	686	1,107	1,079	310	101	209	301	690	585	898	778
2-Star	91	38	152	111	91	38	152	111				
Other collective accommodation ⁽¹⁾	655	633	1,493	876	441	425	1,213	466	214	208	280	410

⁽¹⁾ Comprises guesthouses, holiday complexes and hostels

Table 5. Resident nights spent classified by type of accommodation category, at regional level*

	MALTA				Malta				Gozo & Comino			
	July		August		July		August		July		August	
	2006	2007	2006	2007	2006	2007	2006	2007	2006	2007	2006	2007
Total	29,785	30,701	33,363	33,626	22,458	23,148	25,202	24,365	7,327	7,553	8,161	9,261
Hotel	26,988	29,158	28,988	31,427	20,178	22,141	21,421	23,266	6,810	7,017	7,567	8,161
5-Star	11,678	12,769	13,664	15,363	9,850	10,971	11,519	13,194	1,828	1,798	2,145	2,169
4-Star	11,478	15,005	12,395	12,954	7,819	10,903	8,673	8,467	3,659	4,102	3,722	4,487
3-Star	3,533	1,323	2,635	2,927	2,210	206	935	1,422	1,323	1,117	1,700	1,505
2-Star	299	61	294	183	299	61	294	183				
Other collective accommodation ⁽¹⁾	2,797	1,543	4,375	2,199	2,280	1,007	3,781	1,099	517	536	594	1,100

Table 6. Non-resident arrivals classified by type of collective accommodation, at regional level*

	MALTA				Malta				Gozo & Comino			
	July		August		July		August		July		August	
	2006	2007	2006	2007	2006	2007	2006	2007	2006	2007	2006	2007
Total	115,427	135,498	132,188	138,169	111,099	130,255	126,683	132,040	4,328	5,243	5,505	6,129
Hotel	99,963	117,743	116,421	119,554	96,021	112,936	111,427	114,096	3,942	4,807	4,994	5,458
5-Star	17,823	31,800	21,021	34,459	16,739	30,540	19,704	32,857	1,084	1,260	1,317	1,602
4-Star	49,254	50,152	63,904	50,598	47,152	47,326	61,139	47,383	2,102	2,826	2,765	3,215
3-Star	31,600	32,718	29,866	32,265	30,844	31,997	28,954	31,624	756	721	912	641
2-Star	1,286	3,073	1,630	2,232	1,286	3,073	1,630	2,232				
Other collective accommodation ⁽¹⁾	15,464	17,755	15,767	18,615	15,078	17,319	15,256	17,944	386	436	511	671

Table 7. Non-resident nights spent classified by type of collective accommodation, at regional level*

	MALTA				Malta				Gozo & Comino			
	July		August		July		August		July		August	
	2006	2007	2006	2007	2006	2007	2006	2007	2006	2007	2006	2007
Total	937,819	1,073,422	984,385	1,105,806	910,028	1,039,347	951,115	1,070,971	27,791	34,075	33,270	34,835
Hotel	796,326	909,177	839,244	939,178	770,414	877,677	808,228	906,642	25,912	31,500	31,016	32,536
5-Star	113,663	150,627	147,479	177,327	106,655	142,213	138,298	167,002	7,008	8,414	9,181	10,325
4-Star	393,084	420,145	420,550	435,872	378,427	400,377	403,490	416,541	14,657	19,768	17,060	19,331
3-Star	282,829	323,881	263,603	310,532	278,582	320,563	258,828	307,652	4,247	3,318	4,775	2,880
2-Star	6,750	14,524	7,612	15,447	6,750	14,524	7,612	15,447				
Other collective accommodation ⁽¹⁾	141,493	164,245	145,141	166,628	139,614	161,670	142,887	164,329	1,879	2,575	2,254	2,299

*see NUTS classification on page 9

⁽¹⁾ Comprises guesthouses, holiday complexes and hostels

Table 8. Total arrivals classified by type of collective accommodation, at regional level*

	MALTA				Malta				Gozo & Comino			
	July		August		July		August		July		August	
	2006	2007	2006	2007	2006	2007	2006	2007	2006	2007	2006	2007
Total	126,482	146,045	143,992	148,717	118,857	137,472	134,851	138,504	7,625	8,573	9,141	10,213
Hotel	110,363	127,657	126,732	129,226	103,338	119,728	118,382	120,094	7,025	7,929	8,350	9,132
5-Star	21,907	35,918	25,106	38,347	20,176	34,020	23,130	36,108	1,731	1,898	1,976	2,239
4-Star	54,479	55,224	68,871	55,192	50,631	50,499	64,307	49,718	3,848	4,725	4,564	5,474
3-Star	32,600	33,404	30,973	33,344	31,154	32,098	29,163	31,925	1,446	1,306	1,810	1,419
2-Star	1,377	3,111	1,782	2,343	1,377	3,111	1,782	2,343				
Other collective accommodation ⁽¹⁾	16,119	18,388	17,260	19,491	15,519	17,744	16,469	18,410	600	644	791	1,081

9

Table 9. Total nights spent classified by type of collective accommodation, at regional level*

	MALTA				Malta				Gozo & Comino			
	July		August		July		August		July		August	
	2006	2007	2006	2007	2006	2007	2006	2007	2006	2007	2006	2007
Total	967,604	1,104,123	1,017,748	1,139,432	932,486	1,062,495	976,317	1,095,336	35,118	41,628	41,431	44,096
Hotel	823,314	938,335	868,232	970,605	790,592	899,818	829,649	929,908	32,722	38,517	38,583	40,697
5-Star	125,341	163,396	161,143	192,690	116,505	153,184	149,817	180,196	8,836	10,212	11,326	12,494
4-Star	404,562	435,150	432,945	448,826	386,246	411,280	412,163	425,008	18,316	23,870	20,782	23,818
3-Star	286,362	325,204	266,238	313,459	280,792	320,769	259,763	309,074	5,570	4,435	6,475	4,385
2-Star	7,049	14,585	7,906	15,630	7,049	14,585	7,906	15,630				
Other collective accommodation ⁽¹⁾	144,290	165,788	149,516	168,827	141,894	162,677	146,668	165,428	2,396	3,111	2,848	3,399

*see NUTS classification on page 9

Table 10. Number of bedrooms and bed-places by hotel category and other type of accommodation for active and dormant accommodation establishments

Regional Classification*	Collective Accommodation Establishments	July 2006			July 2007			August 2006			August 2007		
		No. of establishments	No. of bedrooms	No. of bed-places	No. of establishments	No. of bedrooms	No. of bed-places	No. of establishments	No. of bedrooms	No. of bed-places	No. of establishments	No. of bedrooms	No. of bed-places
MALTA	Total	179	18,878	40,202	166	18,186	40,901	179	18,962	39,813	167	18,423	41,323
	Hotel	115	16,022	33,448	106	15,175	33,825	115	16,086	33,106	107	15,473	34,245
	5-Star	13	2,850	5,775	13	2,911	6,049	13	2,909	5,711	14	3,000	6,486
	4-Star	43	7,534	15,541	40	7,041	15,314	43	7,534	15,560	40	7,055	15,443
	3-Star	48	5,283	11,398	43	4,876	11,745	48	5,285	11,096	43	5,055	11,528
	2-Star	11	355	734	10	347	717	11	358	739	10	363	788
	Guesthouse	28	332	755	25	350	689	28	341	746	25	289	691
	Holiday Complex	30	2,179	5,315	29	2,277	5,543	30	2,190	5,277	29	2,277	5,543
Hostel	6	345	684	6	384	844	6	345	684	6	384	844	
Malta	Total	161	18,005	38,440	149	17,332	39,239	161	18,086	38,043	150	17,628	39,672
	Hotel	104	15,253	31,879	96	14,476	32,353	104	15,314	31,531	97	14,773	32,787
	5-Star	11	2,652	5,362	11	2,708	5,626	11	2,708	5,292	12	2,795	6,059
	4-Star	38	7,125	14,701	35	6,632	14,445	38	7,125	14,720	35	6,647	14,592
	3-Star	44	5,121	11,082	40	4,789	11,565	44	5,123	10,780	40	4,968	11,348
	2-Star	11	355	734	10	347	717	11	358	739	10	363	788
	Guesthouse	23	270	630	20	237	567	23	279	619	20	236	566
	Holiday Complex	29	2,141	5,255	28	2,239	5,483	29	2,152	5,217	28	2,239	5,483
Hostel	5	341	676	5	380	836	5	341	676	5	380	836	
Gozo & Comino	Total	18	873	1,762	17	854	1,662	18	876	1,770	17	795	1,651
	Hotel	11	769	1,569	10	699	1,472	11	772	1,575	10	700	1,458
	5-Star	2	198	413	2	203	423	2	201	419	2	205	427
	4-Star	5	409	840	5	409	869	5	409	840	5	408	851
	3-Star	4	162	316	3	87	180	4	162	316	3	87	180
	2-Star								0				
	Guesthouse	5	62	125	5	113	122	5	62	127	5	53	125
	Holiday Complex	1	38	60	1	38	60	1	38	60	1	38	60
Hostel	1	4	8	1	4	8	1	4	8	1	4	8	

*see NUTS classification on page 9

Methodological Notes

Survey on collective accommodation establishments

1. In this release the figures for July 2007 should be considered as second estimate while those relating to August 2007 are a first estimate - thus subject to minor revisions in the following release.
2. The survey is distributed monthly to all collective accommodation establishments namely hotels, apart-hotels, guesthouses, tourist villages and hostels.
3. The objective of the survey is to estimate the utilization rate of bed-places of all collective accommodation establishments in Malta and Gozo as occupied by residents, giving an indication of domestic tourism, and non-residents. The variables collected from the survey are as follows:
 - Number of residents
 - Number of non-residents
 - Nights spent by residents
 - Nights spent by non-residents
 - Number of bedrooms
 - Number of bed-places
 - Number of days the establishment was closed during the month

The collection of the above variables and the calculation of occupancy levels satisfy sections A and B of EU directive 95/57/EC.

4. These statistics should be considered as current and subject to revision. A last and final revision is normally carried out after the lapse of one year from the reference month.
5. Definitions
 - *Residents* are Maltese/Gozitan residents who check in (out) of a collective accommodation establishment. A person is considered to be resident in a country if the person:
 - (a) has lived for most of the past year or 12 months in that country;
 - (b) has lived in that country for a shorter period and intends to return within 12 months to live in that country.
 - *Non-residents* are foreigners who do not necessarily follow the definition of a tourist and check in (out) of a collective accommodation establishment.
 - *Domestic tourism* is the tourism of resident visitors within the economic territory of the country of residence.
 - *Total arrivals* are the number of residents and non-residents altogether.
 - *A night spent by residents / non-residents* is each night a guest actually spends (sleeps or stays) or is registered (his/her physical presence there being unnecessary) in a collective accommodation establishment.
 - *A bedroom* is the unit formed by one room or groups of rooms constituting an indivisible rental whole in an accommodation establishment or dwelling.
 - *A bed-place* in an establishment is determined by the number of persons who can stay overnight in the bed set up in the establishment, ignoring any extra beds that may be set up by customer request.
 - *Net use of bed-places* is the net occupancy rate calculated for all active accommodation establishments net of seasonal closures and other temporary closures for decoration, police order, etc.
 - *Gross use of bed-places* is the gross occupancy rate calculated for all active and dormant collective accommodation establishments.

Response Rate

July	93.5%
August	94.5%

NUTS classification

The Nomenclature of Territorial Units for Statistics (NUTS) is a common classification that is used to provide a single uniform breakdown of territorial units for the production of regional statistics with regard to the European Union. It was adopted on 26 May 2003 by means of a Regulation¹ of the European Parliament and of the Council.

¹ (EC) No. 1059/2003

NUTS levels					
Administrative area	I (National)	II (National)	III (Regional)	IV (District)	V (Locality)
MALTA	x	x	x	x	x
Malta			x		
Gozo & Comino			x		
Southern Harbour				x	
Northern Harbour				x	
South Eastern				x	
Western				x	
Northern				x	
Gozo & Comino				x	

COMPOSITION OF DISTRICTS - NUTS level V

Southern Harbour: Valletta, Birgu, Isla, Bormla, Żabbar, Fgura, Floriana, Kalkara, Luqa, Marsa Paola, Santa Luċija, Tarxien, Xgħajra.

Northern Harbour: Qormi, B'Kara, Gżira, Ħamrun, Msida, Pembroke, Pietà, San Ġiljan, San Ġwann, Santa Venera, Sliema, Swieqi, Ta' Xbiex.

South Eastern: Żejtun, B'Bugia, Gudja, Għaxaq, Kirkop, M'Scala, M'Xlokk, Mqabba, Qrendi, Safi, Żurrieq.

Western: Mdina, Żebbuġ, Siġġiewi, Attard, Balzan, Dingli, Iklin, Lija, Rabat, Mtarfa.

Northern: Għargħur, Mellieħa, Mġarr, Mosta, Naxxar, San Pawl il-Baħar.

Gozo and Comino: Rabat, Fontana, G'Sielem & Comino, Għarb, Għasri, Kerċem, Munxar, Nadur, Qala, San Lawrenz, Sannat, Xgħira, Xewkija, Żebbuġ.