

News Release



Date: 26 November 2007
No. : 188/2007
Time of release: 11.00 hrs

Cut-off date for data presented:
16 November 2007

Theme:
Industry and Services

Compiled by:
Tourism Statistics Unit
e-mail: tourism.nso@gov.mt
Tel: 25997329

The monthly calendar of NSO News Releases may be consulted on the Office's website at www.nso.gov.mt

Tourism

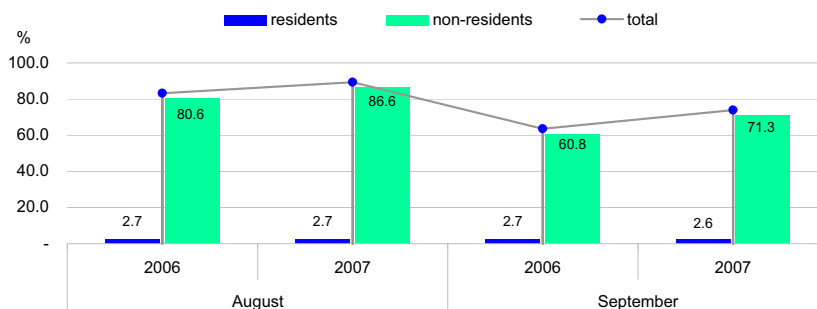
Collective accommodation establishments: September 2007

In September bed-place occupancy in collective accommodation establishments went up by 10.4 percentage points when compared to the corresponding month in 2006.

Occupancy trends

The overall occupancy rate in collective accommodation establishments (net use) went up by 10.4 percentage points in September 2007 when compared to the same month a year earlier, to stand at 73.9 per cent. The latter was underpinned by an increase in guest-nights across all categories.

Chart 1. Net occupancy rates in collective accommodation establishments: August-September



Length of stay and nights spent

In September 2007, total nights spent in collective accommodation establishments were recorded at 880,676, an increase of 15.8 per cent over the corresponding month in 2006. Year-on-year, the average length of stay in collective accommodation establishments increased by 0.4 nights to 6.7 nights.

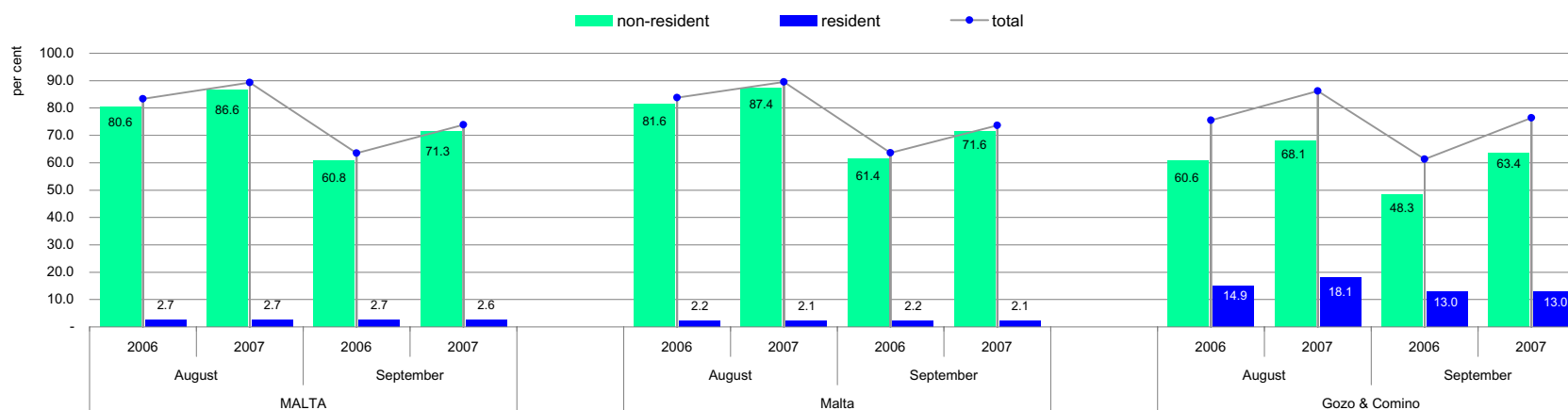
Regional overview

Accounting for 95.9 per cent of the national bed-stock, the overall supply of bed-places in the Malta region stood at 38,267 beds, virtually unchanged when compared to the previous year. On an annual basis, the net use of bed-places in the Malta region went up by 10.1 percentage points to 73.7 per cent. Year-on-year, the average length of stay increased by 0.5 nights to 6.9 nights. Nights spent by non-residents accounted for 97.1 per cent of total guest-nights in Malta.

In the Gozo and Comino region, the overall supply of bed-places stood at 1,639 beds, a decrease of 8.4 per cent over the comparable month a year earlier. The net use of bed-places in September was 76.4 per cent, an increase of 15.1 percentage points over the same month in 2006. The average length of stay stood at 4.1 nights, down by 0.1 nights when compared to September last year. Nights spent by non-residents accounted for 82.9 per cent of total guest-nights in Gozo ■

National Statistics Office
Library & Information Unit
Lascaris, Valletta VLT 2000, Malta
Tel: (+356) 25997219
Fax: (+356) 25997205
e-mail: nso@gov.mt
<http://www.nso.gov.mt>

Chart 2. Net use of bed-places in collective accommodation establishments by residents and non-residents, at regional level*



*see NUTS classification on page 9

Table 1. Net use of bed-places by residents and non-residents classified by type of accommodation category - MALTA

	Non-residents				Residents				Total			
	August		September		August		September		August		September	
	2006	2007	2006	2007	2006	2007	2006	2007	2006	2007	2006	2007
Total	80.6	86.6	60.8	71.3	2.7	2.7	2.7	2.6	83.3	89.3	63.5	73.9
Hotel	82.9	89.0	62.8	74.8	2.9	3.0	2.9	3.0	85.8	92.0	65.7	77.8
5-Star	88.9	89.0	63.0	71.0	8.2	8.1	6.6	6.5	97.1	97.1	69.6	77.5
4-Star	87.2	91.4	72.2	82.4	2.6	2.6	3.3	3.0	89.8	94.0	75.5	85.4
3-Star	77.1	87.5	51.6	68.0	0.8	0.8	0.7	1.2	77.9	88.3	52.3	69.2
2-Star	33.2	58.3	28.8	49.2	1.3	1.0	1.2	0.6	34.5	59.3	30.0	49.8
Other collective accommodation ⁽¹⁾	69.8	74.8	51.2	55.6	2.1	1.1	1.4	0.6	71.9	75.9	52.6	56.2
Guesthouse	42.0	53.6	29.5	44.3	2.1	4.0	2.1	2.1	44.1	57.6	31.6	46.4
Holiday Complex ⁽²⁾	75.0	79.0	55.9	58.5	2.3	0.7	1.4	0.5	77.3	79.7	57.3	59.0
Hostel	60.4	65.7	37.7	45.5	0.3	0.9	0.6	0.2	60.7	66.6	38.3	45.7

⁽¹⁾ Comprises guesthouses, holiday complexes and hostels

⁽²⁾ Aparthotels and tourist villages

Table 2. Net use of bed-places by residents and non-residents classified by type of accommodation category - Malta

	Non-residents				Residents				Total			
	August		September		August		September		August		September	
	2006	2007	2006	2007	2006	2007	2006	2007	2006	2007	2006	2007
Total	81.6	87.4	61.4	71.6	2.2	2.1	2.2	2.1	83.8	89.5	63.6	73.7
Hotel	83.8	89.7	63.4	75.1	2.2	2.4	2.4	2.5	86.0	92.1	65.8	77.6
5-Star	90.5	89.8	63.6	71.5	7.5	7.6	6.0	5.9	98.0	97.4	69.6	77.4
4-Star	88.4	92.4	73.1	83.0	1.9	1.8	2.8	2.5	90.3	94.2	75.9	85.5
3-Star	78.0	88.1	52.3	68.3	0.3	0.4	0.3	0.8	78.3	88.5	52.6	69.1
2-Star	33.2	58.3	28.8	49.2	1.3	1.0	1.2	0.6	34.5	59.3	30.0	49.8
Other collective accommodation ⁽¹⁾	70.8	75.8	51.9	56.2	1.9	0.5	1.2	0.3	72.7	76.3	53.1	56.5

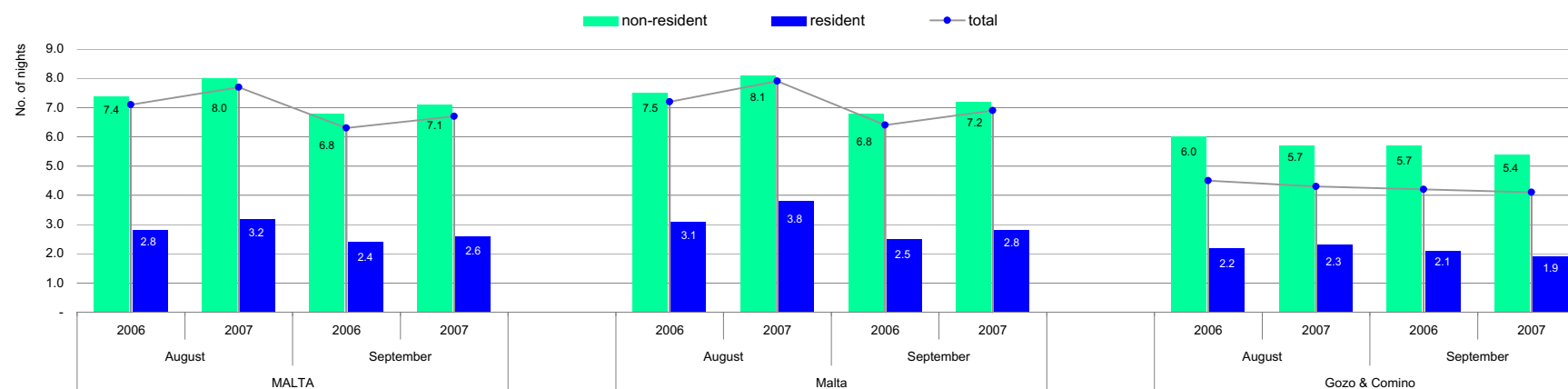
3

Table 3. Net use of bed-places by residents and non-residents classified by type of accommodation category - Gozo & Comino

	Non-residents				Residents				Total			
	August		September		August		September		August		September	
	2006	2007	2006	2007	2006	2007	2006	2007	2006	2007	2006	2007
Total	60.6	68.1	48.3	63.4	14.9	18.1	13.0	13.0	75.5	86.2	61.3	76.4
Hotel	63.5	72.0	50.9	67.3	15.5	18.1	13.3	13.2	79.0	90.1	64.2	80.5
5-Star	70.7	78.0	55.2	63.7	16.5	16.4	14.2	14.6	87.2	94.4	69.4	78.3
4-Star	65.5	73.3	56.8	71.7	14.3	17.0	12.8	10.4	79.8	90.3	69.6	82.1
3-Star	48.7	51.6	31.2	54.8	17.4	27.0	13.6	23.5	66.1	78.6	44.8	78.3
2-Star												
Other collective accommodation ⁽¹⁾	37.3	38.4	25.2	34.0	9.8	18.4	9.9	11.4	47.1	56.8	35.1	45.4

⁽¹⁾ Comprises guesthouses, holiday complexes and hostels

Chart 3. Average length of stay in collective accommodation establishments by resident and non-resident arrivals, at regional level*



*see NUTS classification on page 9

4

Table 4. Resident arrivals classified by type of accommodation category, at regional level*

	MALTA				Malta				Gozo & Comino			
	August		September		August		September		August		September	
	2006	2007	2006	2007	2006	2007	2006	2007	2006	2007	2006	2007
Total	11,804	10,744	13,450	12,015	8,168	6,660	10,180	8,576	3,636	4,084	3,270	3,439
Hotel	10,311	9,861	12,517	11,379	6,955	6,187	9,475	8,227	3,356	3,674	3,042	3,152
5-Star	4,085	4,034	4,492	4,335	3,426	3,397	3,823	3,620	659	637	669	715
4-Star	4,967	4,624	6,808	5,455	3,168	2,365	5,230	3,728	1,799	2,259	1,578	1,727
3-Star	1,107	1,079	1,110	1,524	209	301	315	814	898	778	795	710
2-Star	152	124	107	65	152	124	107	65	0	0	0	0
Other collective accommodation ⁽¹⁾	1,493	883	933	636	1,213	473	705	349	280	410	228	287

⁽¹⁾ Comprises guesthouses, holiday complexes and hostels

Table 5. Resident nights spent classified by type of accommodation category, at regional level*

	MALTA				Malta				Gozo & Comino			
	August		September		August		September		August		September	
	2006	2007	2006	2007	2006	2007	2006	2007	2006	2007	2006	2007
Total	33,363	34,579	32,137	30,649	25,202	25,318	25,157	24,244	8,161	9,261	6,980	6,405
Hotel	28,988	32,368	29,250	29,301	21,421	24,207	22,809	23,551	7,567	8,161	6,441	5,750
5-Star	13,664	16,354	11,295	12,208	11,519	14,185	9,515	10,342	2,145	2,169	1,780	1,866
4-Star	12,395	12,871	15,432	13,232	8,673	8,384	12,167	10,619	3,722	4,487	3,265	2,613
3-Star	2,635	2,927	2,254	3,727	935	1,422	858	2,456	1,700	1,505	1,396	1,271
2-Star	294	216	269	134	294	216	269	134				
Other collective accommodation ⁽¹⁾	4,375	2,211	2,887	1,348	3,781	1,111	2,348	693	594	1,100	539	655

Table 6. Non-resident arrivals classified by type of collective accommodation, at regional level*

	MALTA				Malta				Gozo & Comino			
	August		September		August		September		August		September	
	2006	2007	2006	2007	2006	2007	2006	2007	2006	2007	2006	2007
Total	132,188	138,067	107,386	118,945	126,683	131,938	102,858	113,153	5,505	6,129	4,528	5,792
Hotel	116,421	120,620	95,077	105,188	111,427	115,162	90,916	99,873	4,994	5,458	4,161	5,315
5-Star	21,021	34,655	21,324	26,475	19,704	33,053	20,193	24,911	1,317	1,602	1,131	1,564
4-Star	63,904	51,818	47,293	49,243	61,139	48,603	45,028	46,361	2,765	3,215	2,265	2,882
3-Star	29,866	32,265	25,082	27,982	28,954	31,624	24,317	27,113	912	641	765	869
2-Star	1,630	1,882	1,378	1,488	1,630	1,882	1,378	1,488				
Other collective accommodation ⁽¹⁾	15,767	17,447	12,309	13,757	15,256	16,776	11,942	13,280	511	671	367	477

Table 7. Non-resident nights spent classified by type of collective accommodation, at regional level*

	MALTA				Malta				Gozo & Comino			
	August		September		August		September		August		September	
	2006	2007	2006	2007	2006	2007	2006	2007	2006	2007	2006	2007
Total	984,385	1,105,094	728,486	850,027	951,115	1,070,259	702,536	818,871	33,270	34,835	25,950	31,156
Hotel	839,244	948,294	623,918	730,004	808,228	915,758	599,334	700,809	31,016	32,536	24,584	29,195
5-Star	147,479	179,027	107,975	132,863	138,298	168,702	101,033	124,703	9,181	10,325	6,942	8,160
4-Star	420,550	446,282	337,205	369,061	403,490	426,951	322,764	350,983	17,060	19,331	14,441	18,078
3-Star	263,603	310,051	172,356	217,520	258,828	307,171	169,155	214,563	4,775	2,880	3,201	2,957
2-Star	7,612	12,934	6,382	10,560	7,612	12,934	6,382	10,560				
Other collective accommodation ⁽¹⁾	145,141	156,800	104,568	120,023	142,887	154,501	103,202	118,062	2,254	2,299	1,366	1,961

*see NUTS classification on page 9

⁽¹⁾ Comprises guesthouses, holiday complexes and hostels

Table 8. Total arrivals classified by type of collective accommodation, at regional level*

	MALTA				Malta				Gozo & Comino			
	August		September		August		September		August		September	
	2006	2007	2006	2007	2006	2007	2006	2007	2006	2007	2006	2007
Total	143,992	148,811	120,836	130,960	134,851	138,598	113,038	121,729	9,141	10,213	7,798	9,231
Hotel	126,732	130,481	107,594	116,567	118,382	121,349	100,391	108,100	8,350	9,132	7,203	8,467
5-Star	25,106	38,689	25,816	30,810	23,130	36,450	24,016	28,531	1,976	2,239	1,800	2,279
4-Star	68,871	56,442	54,101	54,698	64,307	50,968	50,258	50,089	4,564	5,474	3,843	4,609
3-Star	30,973	33,344	26,192	29,506	29,163	31,925	24,632	27,927	1,810	1,419	1,560	1,579
2-Star	1,782	2,006	1,485	1,553	1,782	2,006	1,485	1,553				
Other collective accommodation ⁽¹⁾	17,260	18,330	13,242	14,393	16,469	17,249	12,647	13,629	791	1,081	595	764

Table 9. Total nights spent classified by type of collective accommodation, at regional level*

	MALTA				Malta				Gozo & Comino			
	August		September		August		September		August		September	
	2006	2007	2006	2007	2006	2007	2006	2007	2006	2007	2006	2007
Total	1,017,748	1,139,673	760,623	880,676	976,317	1,095,577	727,693	843,115	41,431	44,096	32,930	37,561
Hotel	868,232	980,662	653,168	759,305	829,649	939,965	622,143	724,360	38,583	40,697	31,025	34,945
5-Star	161,143	195,381	119,270	145,071	149,817	182,887	110,548	135,045	11,326	12,494	8,722	10,026
4-Star	432,945	459,153	352,637	382,293	412,163	435,335	334,931	361,602	20,782	23,818	17,706	20,691
3-Star	266,238	312,978	174,610	221,247	259,763	308,593	170,013	217,019	6,475	4,385	4,597	4,228
2-Star	7,906	13,150	6,651	10,694	7,906	13,150	6,651	10,694				
Other collective accommodation ⁽¹⁾	149,516	159,011	107,455	121,371	146,668	155,612	105,550	118,755	2,848	3,399	1,905	2,616

*see NUTS classification on page 9

Table 10. Number of bedrooms and bed-places by hotel category and other type of accommodation for active and dormant accommodation establishments

Regional Classification*	Collective Accommodation Establishments	August 2006			August 2007			September 2006			September 2007		
		No. of establishments	No. of bedrooms	No. of bed-places	No. of establishments	No. of bedrooms	No. of bed-places	No. of establishments	No. of bedrooms	No. of bed-places	No. of establishments	No. of bedrooms	No. of bed-places
MALTA	Total	179	18,962	39,813	167	18,388	41,244	179	18,944	40,024	169	18,300	39,906
	Hotel	115	16,086	33,106	108	15,588	34,467	115	16,092	33,213	109	15,550	32,679
	5-Star	13	2,909	5,711	14	3,000	6,486	13	2,910	5,713	15	3,110	6,295
	4-Star	43	7,534	15,560	41	7,205	15,753	43	7,546	15,563	41	7,189	14,933
	3-Star	48	5,285	11,096	43	5,055	11,512	48	5,279	11,198	43	4,923	10,735
	2-Star	11	358	739	10	328	716	11	357	739	10	328	716
	Guesthouse	28	341	746	25	289	691	28	325	746	25	288	681
	Holiday Complex	30	2,190	5,277	28	2,127	5,242	30	2,182	5,381	29	2,076	5,667
Hostel	6	345	684	6	384	844	6	345	684	6	386	879	
Malta	Total	161	18,086	38,043	150	17,593	39,593	161	18,071	38,234	152	17,505	38,267
	Hotel	104	15,314	31,531	98	14,888	33,009	104	15,313	31,604	99	14,850	31,232
	5-Star	11	2,708	5,292	12	2,795	6,059	11	2,709	5,294	13	2,905	5,868
	4-Star	38	7,125	14,720	36	6,797	14,902	38	7,135	14,715	36	6,781	14,093
	3-Star	44	5,123	10,780	40	4,968	11,332	44	5,112	10,856	40	4,836	10,555
	2-Star	11	358	739	10	328	716	11	357	739	10	328	716
	Guesthouse	23	279	619	20	236	566	23	273	633	20	235	557
	Holiday Complex	29	2,152	5,217	27	2,089	5,182	29	2,144	5,321	28	2,038	5,607
Hostel	5	341	676	5	380	836	5	341	676	5	382	871	
Gozo & Comino	Total	18	876	1,770	17	795	1,651	18	873	1,790	17	795	1,639
	Hotel	11	772	1,575	10	700	1,458	11	779	1,609	10	700	1,447
	5-Star	2	201	419	2	205	427	2	201	419	2	205	427
	4-Star	5	409	840	5	408	851	5	411	848	5	408	840
	3-Star	4	162	316	3	87	180	4	167	342	3	87	180
	2-Star	0	0	0	0	0	0	0	0	0	0	0	0
	Guesthouse	5	62	127	5	53	125	5	52	113	5	53	124
	Holiday Complex	1	38	60	1	38	60	1	38	60	1	38	60
Hostel	1	4	8	1	4	8	1	4	8	1	4	8	

*see NUTS classification on page 9

Methodological Notes

Survey on collective accommodation establishments

1. In this release the figures for August 2007 should be considered as second estimate while those relating to September 2007 are a first estimate - thus subject to minor revisions in the following release.
2. The survey is distributed monthly to all collective accommodation establishments namely hotels, apart-hotels, guesthouses, tourist villages and hostels.
3. The objective of the survey is to estimate the utilization rate of bed-places of all collective accommodation establishments in Malta and Gozo as occupied by residents, giving an indication of domestic tourism, and non-residents. The variables collected from the survey are as follows:
 - Number of residents
 - Number of non-residents
 - Nights spent by residents
 - Nights spent by non-residents
 - Number of bedrooms
 - Number of bed-places
 - Number of days the establishment was closed during the month

The collection of the above variables and the calculation of occupancy levels satisfy sections A and B of EU directive 95/57/EC.

4. These statistics should be considered as current and subject to revision. A last and final revision is normally carried out after the lapse of one year from the reference month.
5. Definitions
 - *Residents* are Maltese/Gozitan residents who check in (out) of a collective accommodation establishment. A person is considered to be resident in a country if the person:
 - (a) has lived for most of the past year or 12 months in that country;
 - (b) has lived in that country for a shorter period and intends to return within 12 months to live in that country.
 - *Non-residents* are foreigners who do not necessarily follow the definition of a tourist and check in (out) of a collective accommodation establishment.
 - *Domestic tourism* is the tourism of resident visitors within the economic territory of the country of residence.
 - *Total arrivals* are the number of residents and non-residents altogether.
 - *A night spent by residents / non-residents* is each night a guest actually spends (sleeps or stays) or is registered (his/her physical presence there being unnecessary) in a collective accommodation establishment.
 - *A bedroom* is the unit formed by one room or groups of rooms constituting an indivisible rental whole in an accommodation establishment or dwelling.
 - *A bed-place* in an establishment is determined by the number of persons who can stay overnight in the bed set up in the establishment, ignoring any extra beds that may be set up by customer request.
 - *Net use of bed-places* is the net occupancy rate calculated for all active accommodation establishments net of seasonal closures and other temporary closures for decoration, police order, etc.
 - *Gross use of bed-places* is the gross occupancy rate calculated for all active and dormant collective accommodation establishments.

Response Rate

August	95.8%
September	96.8%

NUTS classification

The Nomenclature of Territorial Units for Statistics (NUTS) is a common classification that is used to provide a single uniform breakdown of territorial units for the production of regional statistics with regard to the European Union. It was adopted on 26 May 2003 by means of a Regulation¹ of the European Parliament and of the Council.

¹ (EC) No. 1059/2003

NUTS levels					
Administrative area	I (National)	II (National)	III (Regional)	IV (District)	V (Locality)
MALTA	x	x	x	x	x
Malta			x		
Gozo & Comino			x		
Southern Harbour				x	
Northern Harbour				x	
South Eastern				x	
Western				x	
Northern				x	
Gozo & Comino				x	

COMPOSITION OF DISTRICTS - NUTS level V

Southern Harbour: Valletta, Birgu, Isla, Bormla, Żabbar, Fgura, Floriana, Kalkara, Luqa, Marsa Paola, Santa Luċija, Tarxien, Xgħajra.

Northern Harbour: Qormi, B'Kara, Gżira, Ħamrun, Msida, Pembroke, Pieta, San Ġiljan, San Ġwann, Santa Venera, Sliema, Swieqi, Ta' Xbiex.

South Eastern: Żejtun, B'Bugia, Gudja, Għaxaq, Kirkop, M'Scala, M'Xlokk, Mqabba, Qrendi, Safi, Żurrieq.

Western: Mdina, Żebbuġ, Siġġiewi, Attard, Balzan, Dingli, Iklin, Lija, Rabat, Mtarfa.

Northern: Għargħur, Mellieħa, Mġarr, Mosta, Naxxar, San Pawl il-Baħar.

Gozo and Comino: Rabat, Fontana, G'Sielem & Comino, Għarb, Għasri, Kerċem, Munxar, Nadur, Qala, San Lawrenz, Sannat, Xagħra, Xewkija, Żebbuġ.