

News Release



Date: 20 February 2007
No. : 26/2007
Time of release: 11.00 hrs

Cut-off date for data presented:
20th January 2007

Theme:
Industry and Services

Compiled by:
Tourism Statistics Unit
e-mail: tourism.nso@gov.mt
Tel: 25997329

The monthly calendar of NSO News Releases may be consulted on the Office's website at www.nso.gov.mt

Tourism

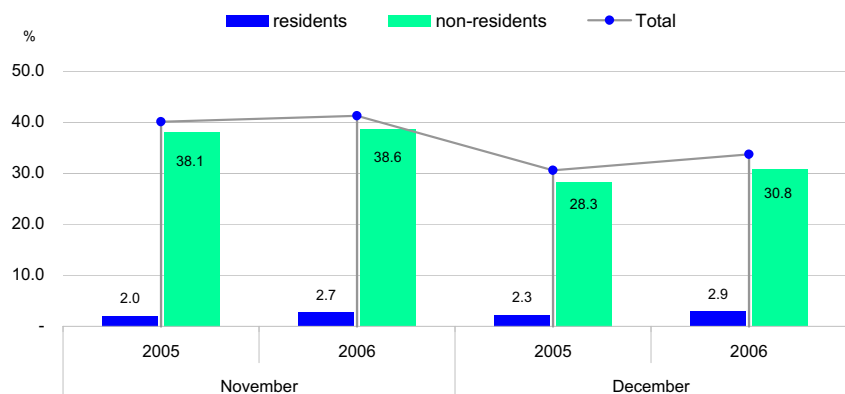
Collective accommodation establishments: December 2006

In December 2006, bed-place occupancy in collective accommodation establishments went up by 3.1 percentage points when compared to the corresponding month in 2005.

Occupancy trends

The overall occupancy rate in collective accommodation establishments (net use) went up by 3.1 percentage points in December 2006 when compared to the same month a year earlier, to stand at 33.7 per cent.

Chart 1. Net occupancy rates in collective accommodation establishments: November-December



Length of stay and nights spent

In December 2006, total nights spent in collective accommodation establishments were recorded at 375,939, an increase of 6.8 per cent over the corresponding month in 2005. Year-on-year, the average length of stay in collective accommodation establishments decreased by 0.9 nights to stand at 5.2 nights.

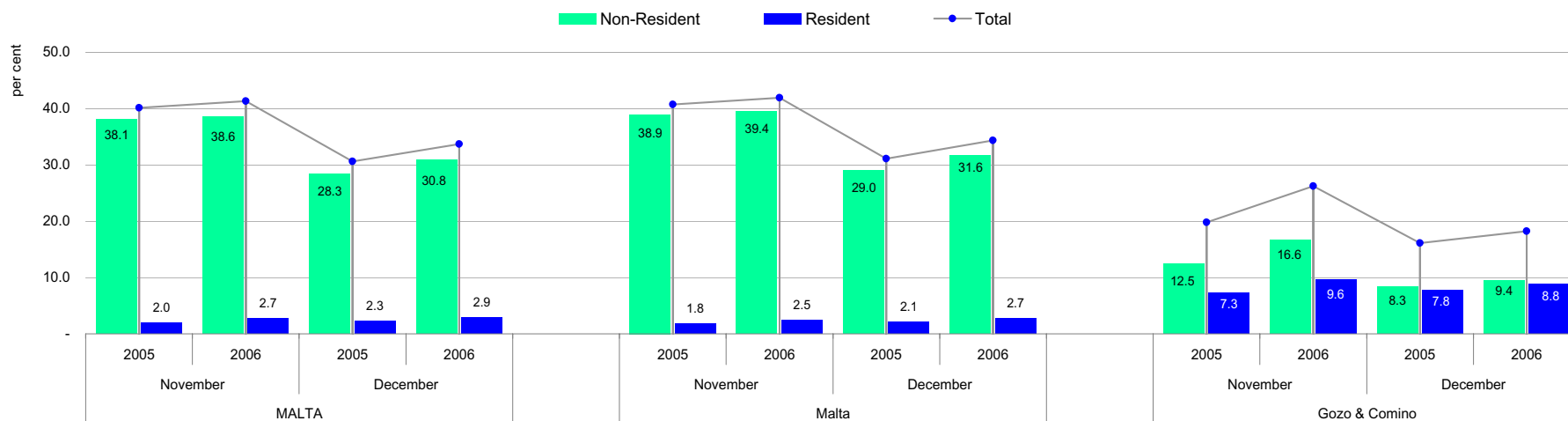
Regional overview

Accounting for 95.5 per cent of the national bed-stock, the overall supply of bed-places in the Malta region stood at 37,708 beds, a decrease of 2.0 per cent when compared to previous year. On an annual basis, the net use of bed-places in the Malta region went up by 3.2 percentage points to 34.3 per cent in December 2006. Year-on-year, the average length of stay decreased by 1.1 nights to stand at 5.3 nights.

In the Gozo and Comino region, the overall supply of bed-places stood at 1,786 beds, an increase of 8.1 per cent over the comparable month a year earlier. The net use of bed-places in December was at 18.2 per cent, an increase of 2.1 percentage points over the same month in 2005. The average length of stay was at 2.6 nights, down by 0.1 nights when compared to December 2005 ■

National Statistics Office
Library & Information Unit
Lascaris, Valletta CMR 02, Malta
Tel: (+356) 25997219
Fax: (+356) 25997205
e-mail: nso@gov.mt
<http://www.nso.gov.mt>

Chart 2. Net use of bed-places in collective accommodation establishments by residents and non-residents, at regional level*



*see NUTS classification on page 10

Table 1. Net use of bed-places by residents and non-residents classified by type of accommodation category - MALTA

	Non-residents				Residents				Total			
	November		December		November		December		November		December	
	2005	2006	2005	2006	2005	2006	2005	2006	2005	2006	2005	2006
Total	38.1	38.6	28.3	30.8	2.0	2.7	2.3	2.9	40.1	41.3	30.6	33.7
Hotel	39.8	40.5	29.3	31.8	2.1	2.5	2.4	3.1	41.9	43.0	31.7	34.9
5-Star	34.7	37.9	24.4	27.3	2.6	4.2	4.8	6.0	37.3	42.1	29.2	33.3
4-Star	47.5	50.2	32.3	35.4	3.0	3.2	2.8	3.6	50.5	53.4	35.1	39.0
3-Star	33.2	28.4	29.0	29.7	0.7	0.4	0.9	0.4	33.9	28.8	29.9	30.1
2-Star	17.4	15.4	11.3	16.0	1.0	1.8	1.3	2.4	18.4	17.2	12.6	18.4
Other collective accommodation ⁽¹⁾	29.1	29.2	22.8	26.1	1.2	3.9	1.5	1.9	30.3	33.1	24.3	28.0
Guesthouse	30.4	36.3	28.5	38.9	0.2	5.4	0.8	0.4	30.6	41.7	29.3	39.3
Holiday Complex ⁽²⁾	27.6	26.4	20.7	22.4	1.3	4.0	1.7	2.3	28.9	30.4	22.4	24.7
Hostel	38.9	43.3	32.0	42.2	1.0	1.9	0.7	0.7	39.9	45.2	32.7	42.9

⁽¹⁾ Comprises: guesthouses, holiday complexes and hostels

⁽²⁾ Aparthotels and Tourist Villages

Table 2. Net use of bed-places by residents and non-residents classified by type of accommodation category - Malta

	Non-residents				Residents				Total			
	November		December		November		December		November		December	
	2005	2006	2005	2006	2005	2006	2005	2006	2005	2006	2005	2006
Total	38.9	39.4	29.0	31.6	1.8	2.5	2.1	2.7	40.7	41.9	31.1	34.3
Hotel	40.9	41.5	30.1	32.7	1.9	2.2	2.2	2.8	42.8	43.7	32.3	35.5
5-Star	35.9	39.5	25.1	28.6	2.3	4.0	4.5	5.9	38.2	43.5	29.6	34.5
4-Star	48.9	51.5	33.3	36.5	2.8	2.9	2.6	3.3	51.7	54.4	35.9	39.8
3-Star	33.9	28.7	29.7	30.1	0.5	0.2	0.8	0.2	34.4	28.9	30.5	30.3
2-Star	17.4	15.4	11.3	16.0	1.0	1.8	1.3	2.4	18.4	17.2	12.6	18.4
Other collective accommodation ⁽¹⁾	29.3	29.5	22.9	26.4	1.2	3.9	1.5	1.9	30.5	33.4	24.4	28.3

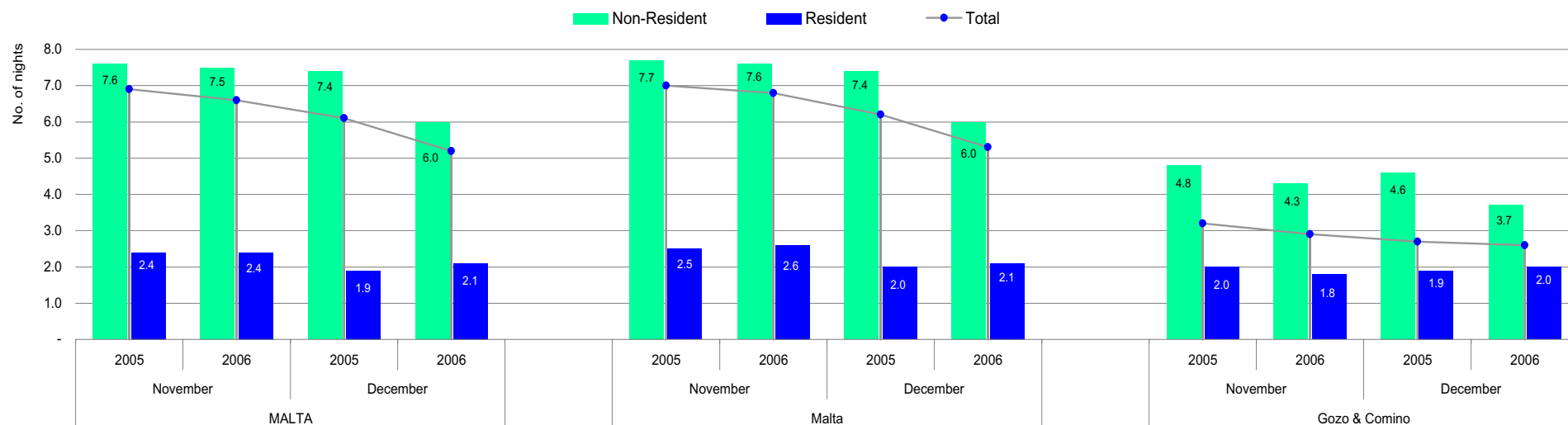
3

Table 3. Net use of bed-places by residents and non-residents classified by type of accommodation category - Gozo & Comino

	Non-residents				Residents				Total			
	November		December		November		December		November		December	
	2005	2006	2005	2006	2005	2006	2005	2006	2005	2006	2005	2006
Total	12.5	16.6	8.3	9.4	7.3	9.6	7.8	8.8	19.8	26.2	16.1	18.2
Hotel	12.9	17.0	8.5	9.4	7.6	10.0	8.1	9.3	20.5	27.0	16.6	18.7
5-Star	15.5	18.8	12.2	11.7	7.3	7.5	9.6	6.9	22.8	26.3	21.8	18.6
4-Star	13.0	17.2	8.3	8.4	7.5	10.7	8.2	10.7	20.5	27.9	16.5	19.1
3-Star	10.1	11.3	5.3	7.0	7.9	14.0	6.6	10.8	18.0	25.3	11.9	17.8
2-Star												
Other collective accommodation ⁽¹⁾	0.8	13.1	1.2	9.6	0.0	4.0	0.1	3.3	0.8	17.1	1.3	12.9

⁽¹⁾ Comprises: guesthouses, holiday complexes and hostels

Chart 3. Average length of stay in collective accommodation establishments by resident and non-resident arrivals, at regional level*



*see NUTS classification on page 10

4

Table 4. Resident arrivals classified by type of accommodation category, at regional level*

	MALTA				Malta				Gozo & Comino			
	November		December		November		December		November		December	
	2005	2006	2005	2006	2005	2006	2005	2006	2005	2006	2005	2006
Total	9,168	12,250	13,520	15,573	7,804	10,220	11,900	13,813	1,364	2,030	1,620	1,760
Hotel	8,572	10,858	12,338	13,998	7,208	8,870	10,720	12,284	1,364	1,988	1,618	1,714
5-Star	1,983	2,844	3,736	4,582	1,663	2,439	3,329	4,174	320	405	407	408
4-Star	5,544	7,286	6,591	8,574	4,780	6,158	5,771	7,679	764	1,128	820	895
3-Star	953	646	1,844	774	673	191	1,453	363	280	455	391	411
2-Star	92	82	167	68	92	82	167	68				
Other collective accommodation ⁽¹⁾	596	1,392	1,182	1,575	596	1,350	1,180	1,529	0	42	2	46

⁽¹⁾ Comprises: guesthouses, holiday complexes and hostels

Table 5. Resident nights spent classified by type of accommodation category, at regional level*

	MALTA				Malta				Gozo & Comino			
	November		December		November		December		November		December	
	2005	2006	2005	2006	2005	2006	2005	2006	2005	2006	2005	2006
Total	22,079	29,782	26,253	32,095	19,341	26,066	23,231	28,654	2,738	3,716	3,022	3,441
Hotel	19,934	22,755	23,571	28,406	17,196	19,165	20,551	25,072	2,738	3,590	3,020	3,334
5-Star	4,273	6,834	7,957	10,427	3,563	5,872	7,020	9,509	710	962	937	918
4-Star	13,247	14,334	12,140	16,397	11,970	12,411	10,703	14,505	1,277	1,923	1,437	1,892
3-Star	2,213	1,224	3,205	1,200	1,462	519	2,559	676	751	705	646	524
2-Star	201	363	269	382	201	363	269	382				
Other collective accommodation ⁽¹⁾	2,145	7,027	2,682	3,689	2,145	6,901	2,680	3,582	0	126	2	107

Table 6. Non-resident arrivals classified by type of collective accommodation, at regional level*

	MALTA				Malta				Gozo & Comino			
	November		December		November		December		November		December	
	2005	2006	2005	2006	2005	2006	2005	2006	2005	2006	2005	2006
Total	56,325	56,094	44,149	57,345	55,342	54,600	43,452	56,346	983	1,494	697	999
Hotel	50,988	51,667	39,125	52,521	50,009	50,277	38,435	51,623	979	1,390	690	898
5-Star	11,850	12,807	8,270	12,971	11,484	12,342	7,985	12,630	366	465	285	341
4-Star	26,100	28,142	18,030	25,393	25,693	27,432	17,768	24,937	407	710	262	456
3-Star	12,119	10,061	12,133	13,537	11,913	9,846	11,990	13,436	206	215	143	101
2-Star	919	657	692	620	919	657	692	620				
Other collective accommodation ⁽¹⁾	5,337	4,427	5,024	4,824	5,333	4,323	5,017	4,723	4	104	7	101

Table 7. Non-resident nights spent classified by type of collective accommodation, at regional level*

	MALTA				Malta				Gozo & Comino			
	November		December		November		December		November		December	
	2005	2006	2005	2006	2005	2006	2005	2006	2005	2006	2005	2006
Total	429,573	419,679	325,778	343,844	424,890	413,207	322,586	340,160	4,683	6,472	3,192	3,684
Hotel	375,898	367,218	285,025	294,259	371,225	361,154	281,850	290,889	4,673	6,064	3,175	3,370
5-Star	55,983	61,100	40,607	47,511	54,485	58,696	39,413	45,962	1,498	2,404	1,194	1,549
4-Star	210,506	223,367	140,965	161,472	208,291	220,276	139,500	159,988	2,215	3,091	1,465	1,484
3-Star	105,925	79,721	101,079	82,736	104,965	79,152	100,563	82,399	960	569	516	337
2-Star	3,484	3,030	2,374	2,540	3,484	3,030	2,374	2,540				
Other collective accommodation ⁽¹⁾	53,675	52,461	40,753	49,585	53,665	52,053	40,736	49,271	10	408	17	314

*see NUTS classification on page 10

⁽¹⁾ Comprises: guesthouses, holiday complexes and hostels

Table 8. Total arrivals classified by type of collective accommodation, at regional level*

	MALTA				Malta				Gozo & Comino			
	November		December		November		December		November		December	
	2005	2006	2005	2006	2005	2006	2005	2006	2005	2006	2005	2006
Total	65,493	68,344	57,669	72,918	63,146	64,820	55,352	70,159	2,347	3,524	2,317	2,759
Hotel	59,560	62,525	51,463	66,519	57,217	59,147	49,155	63,907	2,343	3,378	2,308	2,612
5-Star	13,833	15,651	12,006	17,553	13,147	14,781	11,314	16,804	686	870	692	749
4-Star	31,644	35,428	24,621	33,967	30,473	33,590	23,539	32,616	1,171	1,838	1,082	1,351
3-Star	13,072	10,707	13,977	14,311	12,586	10,037	13,443	13,799	486	670	534	512
2-Star	1,011	739	859	688	1,011	739	859	688				
Other collective accommodation ⁽¹⁾	5,933	5,819	6,206	6,399	5,929	5,673	6,197	6,252	4	146	9	147

Table 9. Total nights spent classified by type of collective accommodation, at regional level*

	MALTA				Malta				Gozo & Comino			
	November		December		November		December		November		December	
	2005	2006	2005	2006	2005	2006	2005	2006	2005	2006	2005	2006
Total	451,652	449,461	352,031	375,939	444,231	439,273	345,817	368,814	7,421	10,188	6,214	7,125
Hotel	395,832	389,973	308,596	322,665	388,421	380,319	302,401	315,961	7,411	9,654	6,195	6,704
5-Star	60,256	67,934	48,564	57,938	58,048	64,568	46,433	55,471	2,208	3,366	2,131	2,467
4-Star	223,753	237,701	153,105	177,869	220,261	232,687	150,203	174,493	3,492	5,014	2,902	3,376
3-Star	108,138	80,945	104,284	83,936	106,427	79,671	103,122	83,075	1,711	1,274	1,162	861
2-Star	3,685	3,393	2,643	2,922	3,685	3,393	2,643	2,922				
Other collective accommodation ⁽¹⁾	55,820	59,488	43,435	53,274	55,810	58,954	43,416	52,853	10	534	19	421

*see NUTS classification on page 10

⁽¹⁾ Comprises: guesthouses, holiday complexes and hostels

Table 10. Number of bedrooms and bed-places by hotel category and other type of accommodation for active and dormant accommodation establishments

REGIONAL LEVEL*	COLLECTIVE ACCOMODATION ESTABLISHMENTS	November 2005			November 2006			December 2005			December 2006		
		No. of establishments	No. of bedrooms	No. of bed-places	No. of establishments	No. of bedrooms	No. of bed-places	No. of establishments	No. of bedrooms	No. of bed-places	No. of establishments	No. of bedrooms	No. of bed-places
MALTA	Total	183	19,067	40,073	179	18,733	39,265	181	19,149	40,143	179	18,895	39,494
	Hotel	117	16,168	33,180	115	15,895	32,568	116	16,243	33,300	115	16,005	32,687
	5-Star	14	2,845	5,534	13	2,808	5,380	13	2,767	5,376	13	2,914	5,608
	4-Star	42	7,624	15,676	43	7,511	15,527	42	7,588	15,580	43	7,572	15,446
	3-Star	49	5,322	11,188	48	5,214	10,916	49	5,515	11,552	48	5,177	10,902
	2-Star	12	377	782	11	362	745	12	373	792	11	342	731
	Aparthotel	29	1,896	4,779	29	1,847	4,640	29	1,916	4,768	29	1,910	4,766
	Tourist Village	1	300	600	1	300	600	1	300	600	1	300	600
	Guesthouse	30	358	830	28	343	773	29	345	791	28	335	757
Hostel	6	345	684	6	348	684	6	345	684	6	345	684	
Malta	Total	164	18,180	38,263	161	17,853	37,490	163	18,340	38,491	161	18,015	37,708
	Hotel	105	15,368	31,543	104	15,119	30,985	105	15,521	31,821	104	15,229	31,094
	5-Star	11	2,618	5,061	11	2,603	4,953	11	2,618	5,061	11	2,709	5,181
	4-Star	37	7,213	14,828	38	7,102	14,687	37	7,177	14,732	38	7,163	14,596
	3-Star	45	5,160	10,872	44	5,052	10,600	45	5,353	11,236	44	5,015	10,586
	2-Star	12	377	782	11	362	745	12	373	792	11	342	731
	Aparthotel	28	1,866	4,723	28	1,809	4,580	28	1,886	4,712	28	1,872	4,706
	Tourist Village	1	300	600	1	300	600	1	300	600	1	300	600
	Guesthouse	25	305	721	23	281	649	24	292	682	23	273	632
Hostel	5	341	676	5	344	676	5	341	676	5	341	676	
Gozo & Comino	Total	19	887	1,810	18	880	1,775	18	809	1,652	18	880	1,786
	Hotel	12	800	1,637	11	776	1,583	11	722	1,479	11	776	1,593
	5-Star	3	227	473	2	205	427	2	149	315	2	205	427
	4-Star	5	411	848	5	409	840	5	411	848	5	409	850
	3-Star	4	162	316	4	162	316	4	162	316	4	162	316
	2-Star	0	0	0	0	0	0	0	0	0	0	0	0
	Aparthotel	1	30	56	1	38	60	1	30	56	1	38	60
	Tourist Village	0	0	0	0	0	0	0	0	0	0	0	0
	Guesthouse	5	53	109	5	62	124	5	53	109	5	62	125
Hostel	1	4	8	1	4	8	1	4	8	1	4	8	

*see NUTS classification on page 10

Methodological notes

Survey on collective accommodation establishments

1. In this release the figures for November 2006 should be considered as second estimate while those relating to December 2006 are a first estimate - thus subject to minor revisions in the following release.
2. The survey is distributed monthly to all collective accommodation establishments namely hotels, apart-hotels, guesthouses, tourist villages and hostels.
3. The objective of the survey is to estimate the utilization rate of bed-places of all collective accommodation establishments in Malta and Gozo as occupied by residents, giving an indication of domestic tourism, and non-residents. The variables collected from the survey are as follows:
 - Number of residents
 - Number of non-residents
 - Nights spent by residents
 - Nights spent by non-residents
 - Number of bedrooms
 - Number of bed-places
 - Number of days the establishment was closed during the month

The collection of the above variables and the calculation of occupancy levels satisfy sections A and B of EU directive 95/57/EC.

4. These statistics should be considered as current and subject to revision. A last and final revision is normally carried out after the lapse of one year from the reference month.
5. Definitions
 - *Residents* are Maltese/Gozitan residents who check in (out) of a collective accommodation establishment. A person is considered to be resident in a country if the person:
 - (a) has lived for most of the past year or 12 months in that country;
 - (b) has lived in that country for a shorter period and intends to return within 12 months to live in that country.
 - *Non-residents* are foreigners who do not necessarily follow the definition of a tourist and check in (out) of a collective accommodation establishment.
 - *Domestic tourism* is the tourism of resident visitors within the economic territory of the country of residence.
 - *Total arrivals* are the number of residents and non-residents altogether.
 - *A night spent by residents / non-residents* is each night a guest actually spends (sleeps or stays) or is registered (his/her physical presence there being unnecessary) in a collective accommodation establishment.
 - *A bedroom* is the unit formed by one room or groups of rooms constituting an indivisible rental whole in an accommodation establishment or dwelling.
 - *A bed-place* in an establishment is determined by the number of persons who can stay overnight in the bed set up in the establishment, ignoring any extra beds that may be set up by customer request.
 - *Net use of bed-places* is the net occupancy rate calculated for all active accommodation establishments net of seasonal closures and other temporary closures for decoration, police order, etc.
 - *Gross use of bed-places* is the gross occupancy rate calculated for all active and dormant collective accommodation establishments.

Response Rate

November	94.8%
December	94.3%

NUTS classification

The Nomenclature of Territorial Units for Statistics (NUTS) is a common classification that is used to provide a single uniform breakdown of territorial units for the production of regional statistics with regard to the European Union. It was adopted on 26 May 2003 by means of a Regulation¹ of the European Parliament and of the Council.

¹ (EC) No. 1059/2003

NUTS levels					
Administrative area	I (National)	II (National)	III (Regional)	IV (District)	V (Locality)
MALTA	x	x	x	x	x
Malta			x		
Gozo & Comino			x		
Southern Harbour				x	
Northern Harbour				x	
South Eastern				x	
Western				x	
Northern				x	
Gozo & Comino				x	

COMPOSITION OF DISTRICTS - NUTS level V

Southern Harbour: Valletta, Birgu, Isla, Bormla, Żabbar, Fgura, Floriana, Kalkara, Luqa, Marsa Paola, Santa Luċġja, Tarxien, Xgħajra.

Northern Harbour: Qormi, B'Kara, Gżira, Hamrun, Msida, Pembroke, Pieta, San Ġiljan, San Ġwann, Santa Venera, Sliema, Swieqi, Ta' Xbiex.

South Eastern: Żejtun, B'Bugia, Gudja, Għaxaq, Kirkop, M'Scala, M'Xlokk, Mqabba, Qrendi, Safi, Żurrieq.

Western: Mdina, Żebbuġ, Siġġiewi, Attard, Balzan, Dingli, Iklin, Lija, Rabat, Mtarfa.

Northern: Għargħur, Mellieħa, Mġarr, Mosta, Naxxar, San Pawl il-Baħar.

Gozo and Comino: Rabat, Fontana, G'Sielem & Comino, Għarb, Għasri, Kerċem, Munxar, Nadur, Qala, San Lawrenz, Sannat, Xagħra, Xewkija, Żebbuġ.